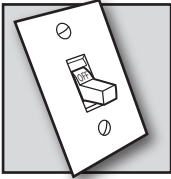

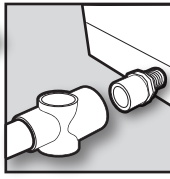


CS-1**Installation Instructions for Horizontal Drain Line**


1. Disconnect power to HVAC unit at Main panel before installation.



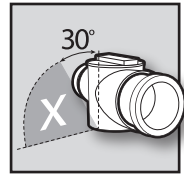
2. If connecting both ends of the housing to the drain pipe: glue $\frac{3}{4}$ " reducer to Tee fitting and glue assembly to drain line.



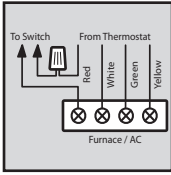
3. If connecting directly to the drain pan: thread the adapter to the drain pan fitting and then glue Tee fitting housing to the threaded drain pan adapter.



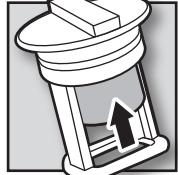
4. Firmly press CS-1 flood sensor into top of Tee fitting. **DO NOT GLUE THE SENSOR TO THE ASSEMBLY.** Sensor can be removed for inspection and cleaning.




5. Ensure that sensor angle to ground does not exceed 30 degrees, adjust if necessary.



6. Wire the sensor per the attached instructions and diagram. Can be connected with either Red or Yellow wires.



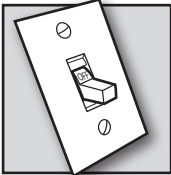
7. Test sensor function by lifting float while the HVAC unit is running to ensure unit stops when the float ascends to trip point.



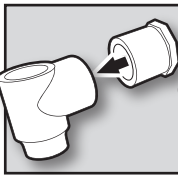
8. Test the connections for leaks. Plug pan or line and fill pan with water to verify water height at sensor activation and proper installation.



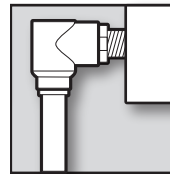
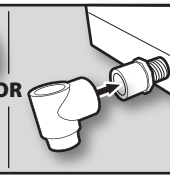
9. Place supplied warning sticker on air handler unit.

CS-1**Installation Instructions for Vertical Drain Line**


1. Disconnect power to HVAC unit at Main panel before installation.



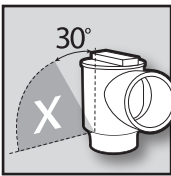
2. Glue $\frac{3}{4}$ " reducer into Tee fitting OR glue fitting onto threaded $\frac{3}{4}$ " adapter that has been installed into drain outlet port.



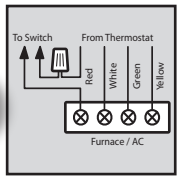
3. Connect drain line to bottom of fitting.



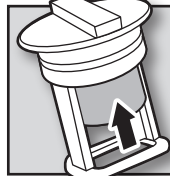
4. Firmly press CS-1 flood sensor into top of Tee fitting. **DO NOT GLUE THE SENSOR TO THE ASSEMBLY.** Sensor can be removed for inspection and cleaning.




5. Ensure that sensor angle to ground does not exceed 30 degrees, adjust if necessary.



6. Wire the sensor per the attached instructions and diagram. Can be connected with either Red or Yellow wires.



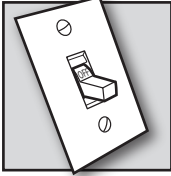
7. Test sensor function by lifting float while the HVAC unit is running to ensure unit stops when the float ascends to trip point.



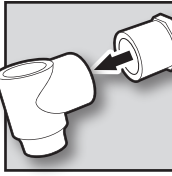
8. Test the connections for leaks. Plug pan or line and fill pan with water to verify water height at sensor activation and proper installation.



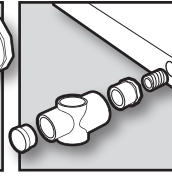
9. Place supplied warning sticker on air handler unit.



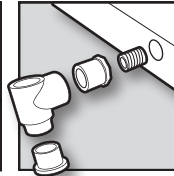
1. Disconnect power to HVAC unit at Main panel before installation.




2. Glue $\frac{3}{4}$ " reducer into horizontal or vertical Tee fitting OR onto threaded $\frac{3}{4}$ " plug that has been threaded into auxiliary drain outlet port.



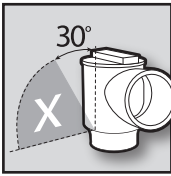
3. Option 1 - using the horizontal Tee fitting. Glue the plug in the end opening. Glue Tee fitting to the auxiliary outlet port.



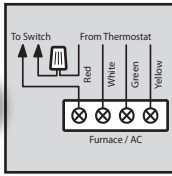
4. Option 2 - using the vertical Tee fitting. Glue the plug into the bottom opening. Glue Tee fitting housing to the auxiliary outlet port.



5. Firmly press CS-1 flood sensor into top of Tee fitting. **DO NOT GLUE THE SENSOR TO THE ASSEMBLY.** Sensor can be removed for inspection and cleaning.



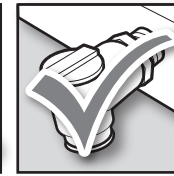
6. Ensure that sensor angle to ground does not exceed 30 degrees, adjust if necessary.



7. Wire the sensor per the attached instructions and diagram. Can be connected with either Red or Yellow wires.



8. Test sensor function by lifting float while the HVAC unit is running to ensure unit stops when the float ascends to trip point.



9. Test the connections for leaks. Plug pan or line and fill pan with water to verify water height at sensor activation and proper installation.



10. Place supplied warning sticker on air handler unit.

WARRANTIES AND REMEDIES. DiversiTech Corporation ("Seller") warrants that, at the time of shipment, the Products manufactured and sold by it hereunder will, for a period of twelve (12) months from date of shipment, be free from defects in material and workmanship. Seller's obligations, and the purchaser and/or end user's (collectively "Buyer") remedies, under this Warranty are limited to replacing and/or issuing an appropriate credit, at Seller's election, for any Products or parts thereof which are demonstrated, to Seller's reasonable satisfaction, to have been defective at the time of shipment. Defective conditions in the Products caused by Buyer, third parties, acts of God, abnormal use or stress of any other matters unrelated to Seller and beyond its reasonable control are specifically excluded from coverage under this Warranty.

Buyer agrees to notify Seller in writing within 30 days of the discovery of any defect which would give rise to a claim under the Warranty. Failure to so notify Seller with respect to any claim shall result in the forfeiture by Buyer of coverage of that claim under the Warranty.

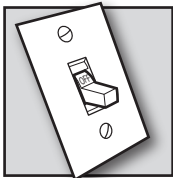
THE FOREGOING WARRANTY IS EXCLUSIVE AND IS GIVEN AND ACCEPTED IN LIEU OF ANY AND ALL OTHER WARRANTIES, EXPRESS OR IMPLIED, INCLUDING, WITHOUT LIMITATION, THE IMPLIED WARRANTIES OF MERCHANTABILITY AND FITNESS FOR PURPOSE. IN NO EVENT SHALL SELLER BE LIABLE FOR LOSS OF USE, REVENUE OR PROFIT, INCIDENTAL, SPECIAL OR CONSEQUENTIAL DAMAGES.

In the event that Buyer has a claim under this Warranty, Buyer will forward all relevant information (including a representative sample) and request authorization from Seller's Sales Department to return the material. Seller will then determine whether the Product should be inspected at Buyer's facility (in which case, Seller may supply its own inspector) or returned to Seller for inspection. If items are authorized to be returned to Seller's facility, they shall be packed in original or equivalent packaging. All Products and parts therefore, not found defective by Seller will be returned to Buyer, transportation charges collect. In no event will Seller be liable for any packaging expenses, inspection costs or labor charges incurred by Buyer in connection with the processing of claims under this Warranty or the return of defective Products.

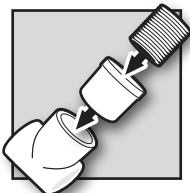
LIMITATION OF LIABILITY: The liability of Seller to Buyer arising out of the manufacture, sale, delivery, resale, repair or use of any of the Products, whether based on a theory of contract or tort, shall not, in any event, exceed the cost of correcting defects or making replacements as required in the Warranty and such remedy shall be to the exclusion of any and all other remedies, regardless of the legal theory under which liability is alleged. Seller's warranty does not extend to any injury or damage which results from or is in any way connected to the possession, sale, use, resale, transfer, misuse, misapplication or failure to inspect, maintain or repair the Products. Seller shall not be responsible for any failure by Buyer to comply with any applicable federal, state or industry law or safety requirement regarding the Product. Upon the expiration of the warranty period, all liability of Seller to Buyer shall terminate, and no action arising out of the sale of the Products may be brought by the Buyer or user after expiration of the warranty period, regardless of the legal theory under which the action is brought. **IN NO EVENT SHALL SELLER BE LIABLE FOR LOSS OF USE, LOST REVENUES, LOST PROFITS, COSTS OR EXPENSES, (INCLUDING LEGAL FEES) OR FOR INDIRECT, INCIDENTAL, OR CONSEQUENTIAL DAMAGES.**

CS-2

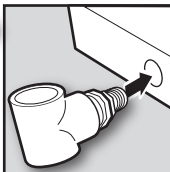
Installation Instructions for Auxiliary Drain Line



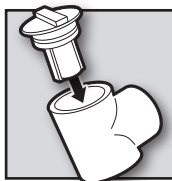
1. Disconnect power to HVAC unit at Main panel before installation.



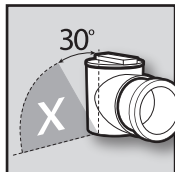
2. Glue threaded bush to 90° elbow fitting and install threaded nipple.



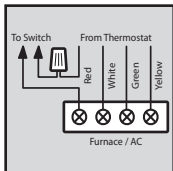
3. Thread the 90° elbow assembly into auxiliary drain output port and tighten into position to ensure leak-free fit.



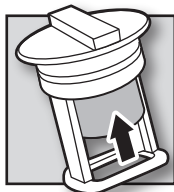
4. Firmly press CS-2 sensor into the 90° elbow fitting. **DO NOT GLUE THE SENSOR TO THE ASSEMBLY.** Sensor can be removed for inspection and cleaning.




5. Ensure that sensor angle to ground does not exceed 30 degrees, adjust if necessary.



6. Wire the sensor per the attached instructions and diagram. Can be connected with either Red or Yellow wires.



7. Test sensor function by lifting float while the HVAC unit is running to ensure unit stops when the float ascends to trip point.



8. Test the connections for leaks. Plug pan or line and fill pan with water to verify water height at sensor activation and proper installation.



9. Place supplied warning sticker on air handler unit.

DIVERSITECH

DiversiTech Corporation
6650 Sugarloaf Parkway
Duluth, GA 30097 USA

For more information visit:
www.diversitech.com

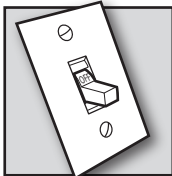
WARRANTIES AND REMEDIES. DiversiTech Corporation (“Seller”) warrants that, at the time of shipment, the Products manufactured and sold by it hereunder will, for a period of twelve (12) months from date of shipment, be free from defects in material and workmanship. Seller’s obligations, and the purchaser and/or end user’s (collectively “Buyer”) remedies, under this Warranty are limited to replacing and/or issuing an appropriate credit, at Seller’s election, for any Products or parts thereof which are demonstrated, to Seller’s reasonable satisfaction, to have been defective at the time of shipment. Defective conditions in the Products caused by Buyer, third parties, acts of God, abnormal use or stress of any other matters unrelated to Seller and beyond its reasonable control are specifically excluded from coverage under this Warranty.

Buyer agrees to notify Seller in writing within 30 days of the discovery of any defect which would give rise to a claim under the Warranty. Failure to so notify Seller with respect to any claim shall result in the forfeiture by Buyer of coverage of that claim under the Warranty.


THE FOREGOING WARRANTY IS EXCLUSIVE AND IS GIVEN AND ACCEPTED IN LIEU OF ANY AND ALL OTHER WARRANTIES, EXPRESS OR IMPLIED, INCLUDING, WITHOUT LIMITATION, THE IMPLIED WARRANTIES OF MERCHANTABILITY AND FITNESS FOR PURPOSE. IN NO EVENT SHALL SELLER BE LIABLE FOR LOSS OF USE, REVENUE OR PROFIT, INCIDENTAL, SPECIAL OR CONSEQUENTIAL DAMAGES.

In the event that Buyer has a claim under this Warranty, Buyer will forward all relevant information (including a representative sample) and request authorization from Seller’s Sales Department to return the material. Seller will then determine whether the Product should be inspected at Buyer’s facility (in which case, Seller may supply its own inspector) or returned to Seller for inspection. If items are authorized to be returned to Seller’s facility, they shall be packed in original or equivalent packaging. All Products and parts therefore, not found defective by Seller will be returned to Buyer, transportation charges collect. In no event will Seller be liable for any packaging expenses, inspection costs or labor charges incurred by Buyer in connection with the processing of claims under this Warranty or the return of defective Products.

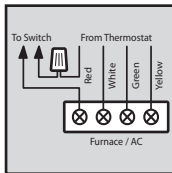
LIMITATION OF LIABILITY: The liability of Seller to Buyer arising out of the manufacture, sale, delivery, resale, repair or use of any of the Products, whether based on a theory of contract or tort, shall not, in any event, exceed the cost of correcting defects or making replacements as required in the Warranty and such remedy shall be to the exclusion of any and all other remedies, regardless of the legal theory under which liability is alleged. Seller’s warranty does not extend to any injury or damage which results from or is in any way connected to the possession, sale, use, resale, transfer, misuse, misapplication or failure to inspect, maintain or repair the Products. Seller shall not be responsible for any failure by Buyer to comply with any applicable federal, state or industry law or safety requirement regarding the Product. Upon the expiration of the warranty period, all liability of Seller to Buyer shall terminate, and no action arising out of the sale of the Products may be brought by the Buyer or user after expiration of the warranty period, regardless of the legal theory under which the action is brought. **IN NO EVENT SHALL SELLER BE LIABLE FOR LOSS OF USE, LOST REVENUES, LOST PROFITS, COSTS OR EXPENSES, (INCLUDING LEGAL FEES) OR FOR INDIRECT, INCIDENTAL, OR CONSEQUENTIAL DAMAGES.**




1. Disconnect power to HVAC unit at Main panel before installation.




2. Attach CS-3 flood sensor to drain with "Easy Clip" Bracket.



3. Wire the sensor per the attached instructions and diagram. Can be connected with either Red or Yellow wires.



4. Test sensor function by lifting float while the HVAC unit is running to ensure unit stops when the float ascends to trip point.



5. Plug pan or line and fill pan with water to verify water height at sensor actuation. Raise or lower sensor to adjust the actuation height and tighten nut.



6. Place supplied warning sticker on air handler unit.

WARRANTIES AND REMEDIES. DiversiTech Corporation (“Seller”) warrants that, at the time of shipment, the Products manufactured and sold by it hereunder will, for a period of twelve (12) months from date of shipment, be free from defects in material and workmanship. Seller’s obligations, and the purchaser and/or end user’s (collectively “Buyer”) remedies, under this Warranty are limited to replacing and/or issuing an appropriate credit, at Seller’s election, for any Products or parts thereof which are demonstrated, to Seller’s reasonable satisfaction, to have been defective at the time of shipment. Defective conditions in the Products caused by Buyer, third parties, acts of God, abnormal use or stress of any other matters unrelated to Seller and beyond its reasonable control are specifically excluded from coverage under this Warranty.

Buyer agrees to notify Seller in writing within 30 days of the discovery of any defect which would give rise to a claim under the Warranty. Failure to so notify Seller with respect to any claim shall result in the forfeiture by Buyer of coverage of that claim under the Warranty.

THE FOREGOING WARRANTY IS EXCLUSIVE AND IS GIVEN AND ACCEPTED IN LIEU OF ANY AND ALL OTHER WARRANTIES, EXPRESS OR IMPLIED, INCLUDING, WITHOUT LIMITATION, THE IMPLIED WARRANTIES OF MERCHANTABILITY AND FITNESS FOR PURPOSE. IN NO EVENT SHALL SELLER BE LIABLE FOR LOSS OF USE, REVENUE OR PROFIT, INCIDENTAL, SPECIAL OR CONSEQUENTIAL DAMAGES.

In the event that Buyer has a claim under this Warranty, Buyer will forward all relevant information (including a representative sample) and request authorization from Seller’s Sales Department to return the material. Seller will then determine whether the Product should be inspected at Buyer’s facility (in which case, Seller may supply its own inspector) or returned to Seller for inspection. If items are authorized to be returned to Seller’s facility, they shall be packed in original or equivalent packaging. All Products and parts therefore, not found defective by Seller will be returned to Buyer, transportation charges collect. In no event will Seller be liable for any packaging expenses, inspection costs or labor charges incurred by Buyer in connection with the processing of claims under this Warranty or the return of defective Products.

LIMITATION OF LIABILITY: The liability of Seller to Buyer arising out of the manufacture, sale, delivery, resale, repair or use of any of the Products, whether based on a theory of contract or tort, shall not, in any event, exceed the cost of correcting defects or making replacements as required in the Warranty and such remedy shall be to the exclusion of any and all other remedies, regardless of the legal theory under which liability is alleged. Seller’s warranty does not extend to any injury or damage which results from or is in any way connected to the possession, sale, use, resale, transfer, misuse, misapplication or failure to inspect, maintain or repair the Products. Seller shall not be responsible for any failure by Buyer to comply with any applicable federal, state or industry law or safety requirement regarding the Product. Upon the expiration of the warranty period, all liability of Seller to Buyer shall terminate, and no action arising out of the sale of the Products may be brought by the Buyer or user after expiration of the warranty period, regardless of the legal theory under which the action is brought. **IN NO EVENT SHALL SELLER BE LIABLE FOR LOSS OF USE, LOST REVENUES, LOST PROFITS, COSTS OR EXPENSES, (INCLUDING LEGAL FEES) OR FOR INDIRECT, INCIDENTAL, OR CONSEQUENTIAL DAMAGES.**