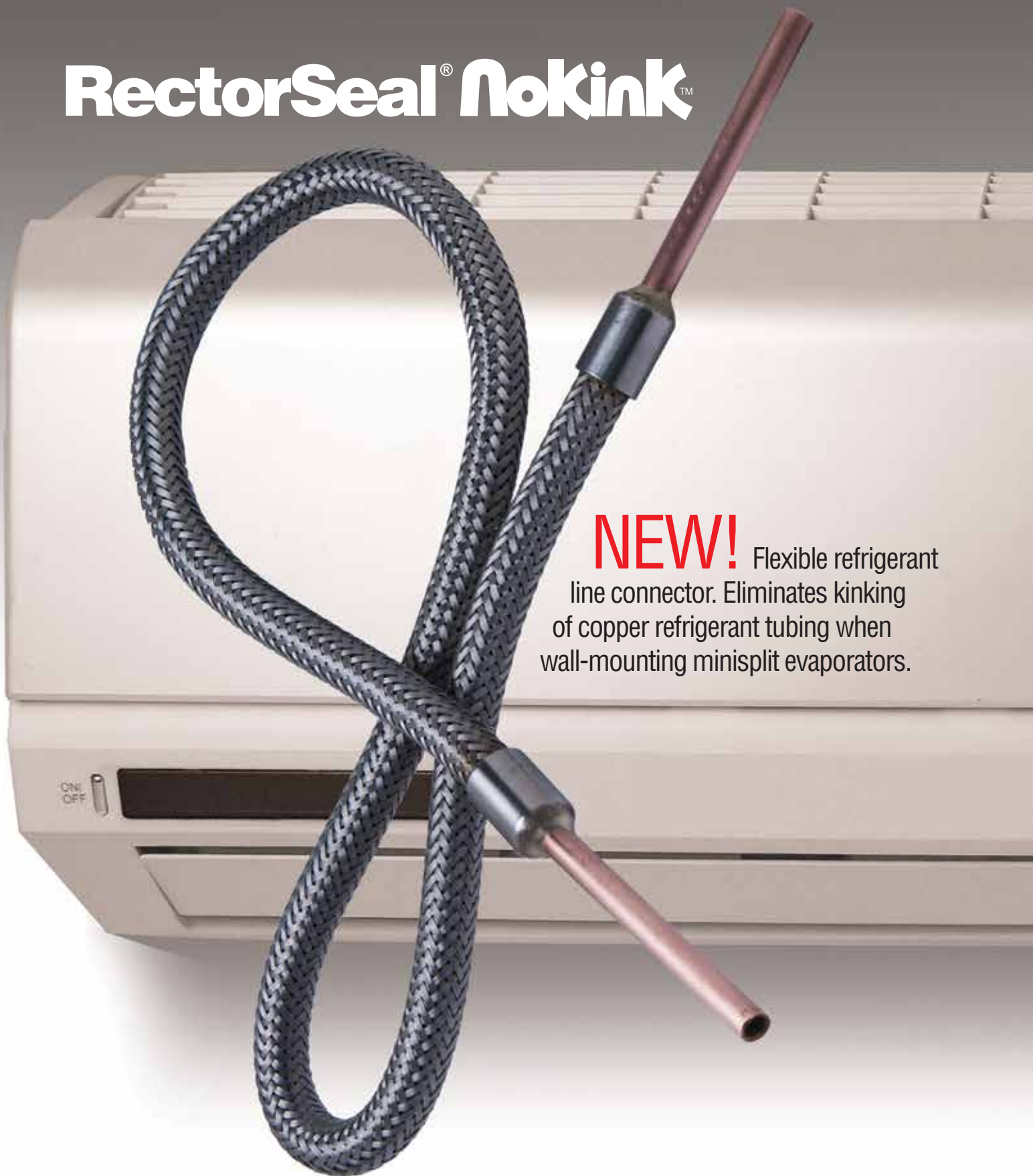


RECTORSEAL

RectorSeal® NoKink™

NEW! Flexible refrigerant line connector. Eliminates kinking of copper refrigerant tubing when wall-mounting minisplit evaporators.



RectorSeal® NoKink™

Rectorseal® NoKink™

Flexible minisplit refrigerant line connector.

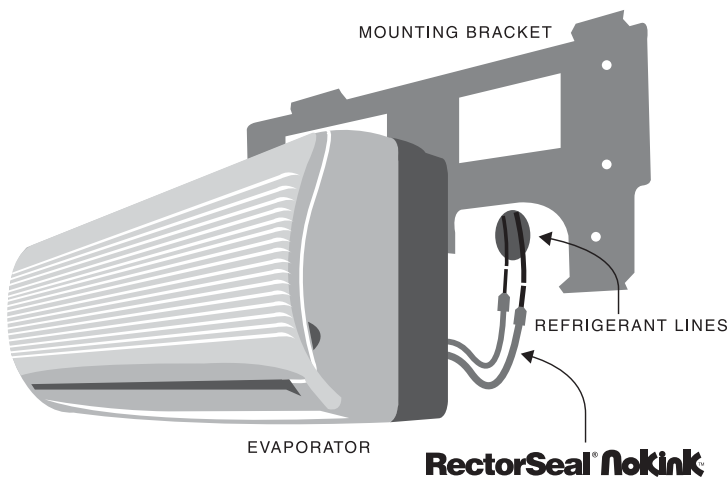

| Code | Description | Qty. |
|-------|----------------|------|
| 66731 | 1/4" flex hose | 4 |
| 66733 | 3/8" flex hose | 4 |
| 66737 | 1/2" flex hose | 4 |
| 66735 | 5/8" flex hose | 4 |



FEATURES

- Eliminates kinking of refrigerant line
- 3" copper stubs for quick connection
- Allows for easy flaring
- Operating Pressure Rating: 800psi
- 4 sizes available

Application • RectorSeal® NoKink™ is a flexible connection between the refrigerant line and a wall mounted minisplit evaporator. It allows easier kink free installation of the minisplit evaporator to the wall bracket. Install by silver solder or flaring.



INSTALLATION INSTRUCTIONS

- 1 Attach the RectorSeal® NoKink™ connector to the refrigerant line in the minisplit evaporator unit using either silver solder or flaring.
- 2 Pull the in-wall copper refrigerant line through wall opening and attach it to the other end of the RectorSeal® NoKink™ connector.
- 3 Feed the in-wall copper refrigerant line and flexible RectorSeal® NoKink™ connector back up into the wall opening, and mount the evaporator to the mounting bracket.

NOTE: Insulate per local code.

