



Air Conditioning & Heating

GPH13M COMMERCIAL

3, 4, & 5-TON THREE-PHASE SELF-CONTAINED PACKAGED HEAT PUMPS

13 SEER

COOLING CAPACITY: 34,000 - 57,500 BTU/H

HEATING CAPACITY: 33,800 - 57,000 BTU/H




Standard Features

- Energy-efficient compressor with internal relief valve
- Fully charged with R-410A chlorine-free refrigerant
- EEM blower motor; PSC blower motor on 3-ton units
- Convertible airflow — horizontal or downflow
- Copper tube/aluminum fin coil
- Totally enclosed, permanently lubricated condenser fan motor
- Electric heat kit available as a field-installed accessory

Cabinet Features

- Heavy-gauge galvanized-steel cabinet
- Attractive Architectural Gray powder-paint finish
- Fully insulated blower compartment with convenient access panels
- Louvered condenser coil protection
- One footprint; two heights



Contents

Nomenclature	2
Product Specifications	3
Expanded Cooling Data	4
Expanded Heating Data	10
Heat Kit Electrical Data	11
Airflow Data	12
Dimensions	13
Wiring Diagrams	14
Accessories	16



* Complete warranty details available from your local dealer or at www.goodmanmfg.com.



NOMENCLATURE

	<u>G</u> 1	<u>P</u> 2	<u>H</u> 3	<u>13</u> 4,5	<u>36</u> 6,7	<u>M</u> 8	<u>4</u> 9	<u>3</u> 10	<u>A</u> 11	<u>*</u> 12	
Brand G Goodman or Distinctions™										Engineering Minor Revision	
Packaged Unit P										Engineering Major Revision	
Type C Air Conditioner H Heat Pump										Voltage Designator 1 208-230/1/60 3 208-230/3/60	
Efficiency 13 13 SEER										Refrigerant 4 R-410A	
Nominal Capacity 36 3 Tons 48 4 Tons 60 5 Tons										Configuration H Horizontal M Multi-position	



SPECIFICATIONS

	GPH13 36M43**	GPH13 48M43**	GPH13 60M43**
COOLING CAPACITY			
Total BTU/h	34,000	48,000	57,500
Sensible BTU/h	24,140	36,800	40,800
SEER / EER	13/10.8	13/11.5	13/11
Decibels	80	80	80
AHRI #s	3630450	3630453	3630456
HEATING CAPACITY			
BUT/h (47°F)	33,800	46,500	57,000
C.O.P (47°F)	3.4	3.7	3.4
BUT/h (17°F)	19,200	27,000	31,200
C.O.P (17°F)	2.2	2.3	2.2
HSPF	7.7	8.0	8.0
EVAPORATOR MOTOR			
Type	DD	EEM	EEM
Wheel (DxW)	10 x 9	10 x 9	10 x 9
Nominal Cooling CFM	1,050	1,720	1,800
FLA/LRA	3.06 / 4.1	5.8 / --	7.6 / --
No. of Speeds	3	5	5
Horsepower - RPM	1/3 - 910	3/4 - 1,050	1 - 1,050
EVAPORATOR COIL			
Face Area (ft ²)	4.52	6.17	6.17
Rows Deep/ Fin per Inch	4 / 14	4 / 14	4 / 14
Drain Size (NPT)	3/4"	3/4"	3/4"
Refrigerant Charge (oz.)	141	205	220
CONDENSER FAN / COIL			
Horsepower - RPM	1/4 - 830	1/4 - 1,075	1/4 - 1,075
FLA/ LRA	1.5 / 3.0	1.4 / 2.9	1.4 / 2.9
Fan Diameter / # Fan Blades	22/4	22/3	22/3
Face Area (ft ²)	16.83	19.24	21.04
Rows Deep/ Fin per Inch	1 / 22	2 / 16	2 / 16
COMPRESSOR			
Quantity / Type	1 / Scroll	1 / Scroll	1 / Scroll
Stage	Single	Single	Single
Compressor RLA/ LRA	10.4 / 73	13.7 / 83.1	16.0 / 110
ELECTRICAL DATA			
Voltage/ Phase/ Frequency	208-230/3/60	208-230/3/60	208-230/3/60
Total Unit Amps	15.0	21.0	25.0
Min. Circuit Ampacity ¹	17.6	24.3	29.0
Max. Overcurrent Protection ²	25 amps	35 amps	45 amps
SHIPPING WEIGHT (LBS)			
	419	531	542

¹ Wire size should be determined in accordance with National Electrical Codes. Extensive wire runs will require larger wire sizes.

² May use fuses or HACR-type circuit breakers of the same size as noted.

Note: Always check the S&R plate for electrical data on the unit being installed.

EXPANDED COOLING DATA — GPH1336M43 **

IDB	Airflow	Outdoor Ambient Temperature																								
		65°F				75°F				85°F				95°F				105°F				115°F				
		59	63	67	71	59	63	67	71	59	63	67	71	59	63	67	71	59	63	67	71	59	63	67	71	
70	1180	MBh	33.3	34.5	37.8	-	32.5	33.7	37.0	-	31.8	32.9	36.1	-	31.0	32.1	35.2	-	29.4	30.5	33.4	-	27.3	28.3	31.0	-
		S/T	0.71	0.60	0.41	-	0.74	0.62	0.43	-	0.76	0.63	0.44	-	0.78	0.65	0.45	-	0.81	0.68	0.47	-	0.82	0.68	0.47	-
		ΔT	19	16	12	-	19	16	12	-	19	16	12	-	19	16	12	-	19	16	12	-	17	15	11	-
		kW	2.47	2.52	2.60	-	2.66	2.71	2.80	-	2.82	2.88	2.97	-	2.96	3.03	3.12	-	3.08	3.15	3.25	-	3.19	3.26	3.37	-
		Amps	9.0	9.2	9.4	-	9.6	9.8	10.1	-	10.3	10.5	10.8	-	10.9	11.1	11.4	-	11.4	11.7	12.0	-	12.0	12.3	12.6	-
		HI PR	236	253	268	-	264	284	300	-	301	323	342	-	342	368	389	-	385	414	438	-	425	458	484	-
	LO PR	109	116	127	-	115	123	134	-	120	128	139	-	126	134	146	-	132	140	153	-	137	145	159	-	
	MBh	32.3	33.5	36.7	-	31.6	32.7	35.9	-	30.8	32.0	35.0	-	30.1	31.2	34.2	-	28.6	29.6	32.5	-	26.5	27.4	30.1	-	
	S/T	0.68	0.57	0.39	-	0.70	0.59	0.41	-	0.72	0.60	0.42	-	0.75	0.62	0.43	-	0.77	0.65	0.45	-	0.78	0.65	0.45	-	
	ΔT	19	17	13	-	19	17	13	-	20	17	13	-	20	17	13	-	19	17	13	-	18	16	12	-	
	kW	2.45	2.50	2.58	-	2.64	2.69	2.77	-	2.80	2.86	2.95	-	2.94	3.00	3.10	-	3.06	3.13	3.23	-	3.16	3.23	3.34	-	
	Amps	9.0	9.1	9.4	-	9.5	9.7	10.0	-	10.2	10.4	10.7	-	10.8	11.0	11.3	-	11.4	11.6	11.9	-	11.9	12.2	12.5	-	
HI PR	233	251	265	-	262	282	297	-	298	320	338	-	339	365	385	-	381	410	433	-	421	453	479	-		
LO PR	108	115	126	-	114	122	133	-	119	126	138	-	125	133	145	-	131	139	152	-	135	144	157	-		
MBh	29.9	30.9	33.9	-	29.2	30.2	33.1	-	28.5	29.5	32.3	-	27.8	28.8	31.5	-	26.4	27.3	30.0	-	24.4	25.3	27.8	-		
S/T	0.66	0.55	0.38	-	0.68	0.57	0.39	-	0.70	0.58	0.40	-	0.72	0.60	0.42	-	0.75	0.62	0.43	-	0.75	0.63	0.44	-		
ΔT	20	17	13	-	20	17	13	-	20	17	13	-	20	17	13	-	20	17	13	-	18	16	12	-		
kW	2.40	2.45	2.52	-	2.57	2.63	2.71	-	2.73	2.79	2.88	-	2.87	2.93	3.02	-	2.99	3.05	3.15	-	3.09	3.15	3.26	-		
Amps	8.8	8.9	9.2	-	9.3	9.5	9.8	-	10.0	10.2	10.4	-	10.5	10.7	11.0	-	11.1	11.3	11.6	-	11.6	11.9	12.2	-		
HI PR	226	243	257	-	254	273	288	-	289	311	328	-	329	354	374	-	370	398	420	-	409	440	464	-		
LO PR	105	112	122	-	111	118	129	-	115	123	134	-	121	129	140	-	127	135	147	-	131	140	152	-		
75	1180	MBh	33.9	34.9	37.8	40.5	33.1	34.1	36.9	39.6	32.3	33.3	36.0	38.6	31.5	32.5	35.1	37.7	29.9	30.8	33.4	35.8	27.7	28.6	30.9	33.2
		S/T	0.81	0.73	0.55	0.35	0.84	0.75	0.57	0.37	0.86	0.77	0.58	0.38	0.89	0.80	0.60	0.39	0.92	0.83	0.62	0.40	0.93	0.83	0.63	0.41
		ΔT	21	20	16	11	22	20	16	11	22	20	16	11	22	20	16	11	22	20	16	11	20	19	15	10
		kW	2.49	2.54	2.62	2.70	2.68	2.73	2.82	2.91	2.84	2.90	2.99	3.09	2.99	3.05	3.15	3.25	3.11	3.18	3.28	3.39	3.22	3.29	3.39	3.51
		Amps	9.1	9.3	9.5	9.8	9.7	9.9	10.1	10.4	10.4	10.6	10.9	11.2	10.9	11.2	11.5	11.8	11.5	11.8	12.1	12.5	12.1	12.4	12.7	13.1
		HI PR	238	256	270	282	267	287	303	316	304	327	345	360	346	372	393	410	389	419	442	461	430	463	488	509
	LO PR	110	117	128	136	117	124	135	144	121	129	141	150	127	135	148	157	133	142	155	165	138	147	160	171	
	MBh	32.9	33.9	36.7	39.3	32.1	33.1	35.8	38.4	31.4	32.3	35.0	37.5	30.6	31.5	34.1	36.6	29.1	29.9	32.4	34.8	26.9	27.7	30.0	32.2	
	S/T	0.77	0.69	0.52	0.34	0.80	0.72	0.54	0.35	0.82	0.73	0.56	0.36	0.85	0.76	0.57	0.37	0.88	0.79	0.60	0.38	0.89	0.79	0.60	0.39	
	ΔT	22	21	17	12	23	21	17	12	23	21	17	12	23	21	17	12	23	21	17	12	21	19	16	11	
	kW	2.47	2.52	2.60	2.68	2.66	2.71	2.80	2.89	2.82	2.88	2.97	3.07	2.96	3.03	3.12	3.23	3.09	3.15	3.25	3.36	3.19	3.26	3.37	3.48	
	Amps	9.0	9.2	9.4	9.7	9.6	9.8	10.1	10.4	10.3	10.5	10.8	11.1	10.9	11.1	11.4	11.8	11.4	11.7	12.0	12.4	12.0	12.3	12.6	13.0	
HI PR	236	253	268	279	264	284	300	313	301	323	342	356	342	368	389	406	385	415	438	457	426	458	484	504		
LO PR	109	116	127	135	115	123	134	143	120	128	139	148	126	134	146	156	132	140	153	163	137	145	159	169		
MBh	30.4	31.3	33.8	36.3	29.7	30.5	33.0	35.5	28.9	29.8	32.3	34.6	28.2	29.1	31.5	33.8	26.8	27.6	29.9	32.1	24.9	25.6	27.7	29.7		
S/T	0.75	0.67	0.50	0.32	0.77	0.69	0.52	0.34	0.79	0.71	0.54	0.35	0.82	0.73	0.55	0.36	0.85	0.76	0.57	0.37	0.86	0.77	0.58	0.37		
ΔT	23	21	17	12	23	21	17	12	23	21	17	12	23	21	17	12	23	21	17	12	21	20	16	11		
kW	2.42	2.46	2.54	2.62	2.59	2.65	2.73	2.82	2.75	2.81	2.90	2.99	2.89	2.95	3.05	3.15	3.01	3.07	3.17	3.28	3.11	3.18	3.28	3.39		
Amps	8.8	9.0	9.2	9.5	9.4	9.6	9.8	10.1	10.1	10.3	10.5	10.9	10.6	10.8	11.1	11.5	11.2	11.4	11.7	12.1	11.7	12.0	12.3	12.7		
HI PR	228	246	260	271	256	276	291	304	292	314	331	346	332	357	377	394	374	402	425	443	413	444	469	489		
LO PR	106	113	123	131	112	119	130	138	116	124	135	144	122	130	142	151	128	136	149	158	132	141	154	164		

IDB: Entering Indoor Dry Bulb Temperature
 High and low pressures are measured at the liquid and suction service valves.
 Shaded area reflects ACCA (TVA) conditions
 Amps = outdoor unit amps (comp.+fan)
 kW = Total system power

EXPANDED COOLING DATA — GPH1336M43 ** (CONT.)

IDB	Airflow	Outdoor Ambient Temperature												Entering Indoor Wet Bulb Temperature												
		65°F				75°F				85°F				95°F				105°F				115°F				
		59	63	67	71	59	63	67	71	59	63	67	71	59	63	67	71	59	63	67	71	59	63	67	71	
80	1180	MBh	34.5	35.2	37.6	40.2	33.7	34.4	36.8	39.3	32.9	33.6	35.9	38.4	32.1	32.8	35.0	37.4	30.5	31.1	33.3	35.6	28.2	28.8	30.8	32.9
		S/T	0.89	0.83	0.68	0.51	0.92	0.86	0.70	0.53	0.94	0.89	0.72	0.54	1.00	0.91	0.74	0.56	1.00	0.95	0.77	0.58	1.00	0.96	0.78	0.58
		ΔT	24	23	20	16	24	23	20	16	24	23	20	16	25	23	20	16	24	23	20	16	22	22	19	15
		kW	2.51	2.56	2.64	2.72	2.70	2.76	2.84	2.93	2.87	2.93	3.02	3.12	3.01	3.08	3.18	3.28	3.14	3.20	3.31	3.42	3.24	3.31	3.42	3.54
		Amps	9.2	9.3	9.6	9.9	9.8	9.9	10.2	10.5	10.4	10.6	10.9	11.3	11.0	11.3	11.6	11.9	11.6	11.9	12.2	12.6	12.2	12.5	12.8	13.2
	HI PR	240	259	273	285	270	290	306	320	307	330	349	363	349	376	397	414	393	423	447	466	434	467	493	515	
	LO PR	111	119	129	138	118	125	137	146	122	130	142	151	129	137	149	159	135	143	156	167	139	148	162	172	
	MBh	33.5	34.2	36.6	39.1	32.7	33.4	35.7	38.2	31.9	32.6	34.9	37.3	31.1	31.8	34.0	36.3	29.6	30.2	32.3	34.5	27.4	28.0	29.9	32.0	
	S/T	0.85	0.80	0.65	0.48	0.88	0.82	0.67	0.50	0.90	0.85	0.69	0.51	0.93	0.87	0.71	0.53	0.97	0.91	0.74	0.55	0.97	0.91	0.74	0.56	
	ΔT	25	24	21	17	25	24	21	17	25	24	21	17	25	24	21	17	25	24	21	17	23	22	19	16	
kW	2.49	2.54	2.62	2.70	2.68	2.73	2.82	2.91	2.84	2.90	3.00	3.09	2.99	3.05	3.15	3.25	3.11	3.18	3.28	3.39	3.22	3.29	3.40	3.51		
Amps	9.1	9.3	9.5	9.8	9.7	9.9	10.1	10.4	10.4	10.6	10.9	11.2	10.9	11.2	11.5	11.8	11.5	11.8	12.1	12.5	12.1	12.4	12.7	13.1		
HI PR	238	256	270	282	267	287	303	316	304	327	345	360	346	372	393	410	389	419	442	461	430	463	488	510		
LO PR	110	117	128	136	117	124	135	144	121	129	141	150	127	135	148	157	133	142	155	165	138	147	160	171		
MBh	30.9	31.6	33.7	36.1	30.2	30.8	33.0	35.2	29.5	30.1	32.2	34.4	28.7	29.4	31.4	33.5	27.3	27.9	29.8	31.9	25.3	25.8	27.6	29.5		
S/T	0.82	0.77	0.62	0.47	0.85	0.79	0.65	0.48	0.87	0.81	0.66	0.50	0.90	0.84	0.68	0.51	0.93	0.87	0.71	0.53	0.94	0.88	0.72	0.54		
ΔT	25	24	21	17	26	24	21	17	26	25	21	17	26	25	21	17	25	24	21	17	24	23	20	16		
kW	2.43	2.48	2.56	2.64	2.61	2.67	2.75	2.84	2.77	2.83	2.92	3.02	2.91	2.98	3.07	3.17	3.03	3.10	3.20	3.31	3.14	3.21	3.31	3.42		
Amps	8.9	9.1	9.3	9.6	9.5	9.7	9.9	10.2	10.1	10.3	10.6	10.9	10.7	10.9	11.2	11.6	11.3	11.5	11.8	12.2	11.8	12.1	12.4	12.8		
HI PR	231	248	262	274	259	279	294	307	295	317	335	349	335	361	381	398	377	406	429	447	417	449	474	494		
LO PR	107	114	124	132	113	120	131	140	118	125	136	145	123	131	143	153	129	138	150	160	134	142	155	166		
85	1180	MBh	35.1	35.8	37.5	40.0	34.3	34.9	36.6	39.0	33.5	34.1	35.7	38.1	32.6	33.3	34.8	37.2	31.0	31.6	33.1	35.3	28.7	29.3	30.7	32.7
		S/T	0.93	0.90	0.81	0.66	0.97	0.93	0.84	0.68	0.99	0.96	0.86	0.70	1.00	0.99	0.89	0.72	1.00	1.00	0.92	0.75	1.00	1.00	0.93	0.76
		ΔT	25	25	24	21	26	25	24	21	26	25	24	21	25	26	24	21	24	25	24	21	22	23	22	19
		kW	2.53	2.58	2.66	2.75	2.72	2.78	2.86	2.96	2.89	2.95	3.04	3.14	3.04	3.10	3.20	3.31	3.16	3.23	3.34	3.45	3.27	3.34	3.45	3.57
		Amps	9.2	9.4	9.7	9.9	9.8	10.0	10.3	10.6	10.5	10.7	11.0	11.4	11.1	11.3	11.7	12.0	11.7	12.0	12.3	12.7	12.3	12.6	12.9	13.3
	HI PR	243	261	276	288	272	293	309	323	310	333	352	367	353	380	401	418	397	427	451	470	439	472	498	520	
	LO PR	113	120	131	139	119	127	138	147	124	131	144	153	130	138	151	161	136	145	158	168	141	150	163	174	
	MBh	34.1	34.7	36.4	38.8	33.3	33.9	35.5	37.9	32.5	33.1	34.7	37.0	31.7	32.3	33.8	36.1	30.1	30.7	32.1	34.3	27.9	28.4	29.8	31.8	
	S/T	0.89	0.86	0.77	0.63	0.92	0.89	0.80	0.65	0.94	0.91	0.82	0.67	0.98	0.94	0.85	0.69	1.00	0.98	0.88	0.72	1.00	0.98	0.89	0.72	
	ΔT	27	26	25	21	27	26	25	22	27	26	25	22	27	27	25	22	26	26	25	21	24	25	23	20	
kW	2.51	2.56	2.64	2.72	2.70	2.76	2.84	2.93	2.87	2.93	3.02	3.12	3.01	3.08	3.18	3.28	3.14	3.20	3.31	3.42	3.24	3.31	3.42	3.54		
Amps	9.2	9.3	9.6	9.9	9.8	9.9	10.2	10.5	10.4	10.6	10.9	11.3	11.0	11.3	11.6	11.9	11.6	11.9	12.2	12.6	12.2	12.5	12.8	13.2		
HI PR	240	259	273	285	270	290	306	320	307	330	349	363	349	376	397	414	393	423	447	466	434	467	493	515		
LO PR	111	119	129	138	118	125	137	146	122	130	142	151	129	137	149	159	135	143	156	167	139	148	162	172		
MBh	31.4	32.1	33.6	35.8	30.7	31.3	32.8	35.0	30.0	30.6	32.0	34.1	29.2	29.8	31.2	33.3	27.8	28.3	29.7	31.6	25.7	26.2	27.5	29.3		
S/T	0.86	0.83	0.75	0.61	0.89	0.86	0.77	0.63	0.91	0.88	0.79	0.64	0.94	0.91	0.82	0.66	0.98	0.94	0.85	0.69	0.98	0.95	0.86	0.70		
ΔT	27	26	25	22	27	27	25	22	27	27	25	22	27	27	26	22	27	27	26	22	25	25	24	20		
kW	2.45	2.50	2.58	2.66	2.64	2.69	2.77	2.86	2.80	2.86	2.95	3.04	2.94	3.00	3.10	3.20	3.06	3.13	3.23	3.33	3.16	3.23	3.34	3.45		
Amps	9.0	9.1	9.4	9.7	9.5	9.7	10.0	10.3	10.2	10.4	10.7	11.0	10.8	11.0	11.3	11.7	11.3	11.6	11.9	12.3	11.9	12.2	12.5	12.9		
HI PR	233	251	265	276	262	281	297	310	297	320	338	353	339	365	385	402	381	410	433	452	421	453	479	499		
LO PR	108	115	126	134	114	121	133	141	119	126	138	147	125	133	145	154	131	139	152	162	135	144	157	167		

IDB: Entering Indoor Dry Bulb Temperature
 High and low pressures are measured at the liquid and suction service valves.
 Shaded area reflects ARI conditions
 Amps = outdoor unit amps (comp.+fan)
 kW = Total system power

EXPANDED COOLING DATA — GPH1348M43**

IDB	Airflow	Outdoor Ambient Temperature												115°F												
		65°F				75°F				85°F					95°F				105°F							
		59	63	67	71	59	63	67	71	59	63	67	71		59	63	67	71	59	63	67	71				
70	1925	MBh	46.4	48.0	52.6	-	45.3	46.9	51.4	-	44.2	45.8	50.2	-	43.1	44.7	49.0	-	41.0	42.5	46.5	-	37.9	39.3	43.1	-
		S/T	0.75	0.63	0.43	-	0.78	0.65	0.45	-	0.80	0.67	0.46	-	0.82	0.69	0.48	-	0.85	0.71	0.49	-	0.86	0.72	0.50	-
		ΔT	17	14	11	-	17	15	11	-	17	15	11	-	17	15	11	-	17	14	11	-	16	14	10	-
		kW	3.28	3.35	3.45	-	3.53	3.60	3.71	-	3.74	3.82	3.94	-	3.93	4.01	4.14	-	4.09	4.18	4.31	-	4.23	4.32	4.46	-
		Amps	10.2	10.4	10.6	-	10.8	11.0	11.3	-	11.6	11.8	12.1	-	12.2	12.5	12.8	-	12.9	13.1	13.5	-	13.5	13.8	14.2	-
	HI PR	242	260	275	-	271	292	308	-	309	332	351	-	351	378	399	-	395	425	449	-	437	470	496	-	
	LO PR	114	122	133	-	121	129	140	-	126	134	146	-	132	140	153	-	138	147	161	-	143	152	166	-	
	MBh	45.7	47.3	51.9	-	44.6	46.2	50.7	-	43.5	45.1	49.4	-	42.5	44.0	48.2	-	40.4	41.8	45.8	-	37.4	38.7	42.5	-	
	S/T	0.72	0.60	0.42	-	0.74	0.62	0.43	-	0.76	0.64	0.44	-	0.79	0.66	0.46	-	0.82	0.68	0.47	-	0.82	0.69	0.48	-	
	ΔT	18	15	12	-	18	15	12	-	18	15	12	-	18	15	12	-	18	15	12	-	16	14	11	-	
kW	3.27	3.33	3.43	-	3.51	3.58	3.69	-	3.72	3.80	3.92	-	3.91	3.99	4.12	-	4.07	4.16	4.29	-	4.21	4.30	4.44	-		
Amps	10.1	10.3	10.6	-	10.8	11.0	11.3	-	11.5	11.7	12.1	-	12.2	12.4	12.7	-	12.8	13.0	13.4	-	13.4	13.7	14.1	-		
HI PR	240	258	273	-	269	290	306	-	306	330	348	-	349	376	397	-	393	423	446	-	434	467	493	-		
LO PR	114	121	132	-	120	128	139	-	125	133	145	-	131	139	152	-	137	146	159	-	142	151	165	-		
MBh	42.1	43.7	47.9	-	41.2	42.7	46.8	-	40.2	41.7	45.6	-	39.2	40.6	44.5	-	37.2	38.6	42.3	-	34.5	35.8	39.2	-		
S/T	0.69	0.58	0.40	-	0.72	0.60	0.42	-	0.74	0.61	0.43	-	0.76	0.63	0.44	-	0.79	0.66	0.46	-	0.80	0.66	0.46	-		
ΔT	18	15	12	-	18	16	12	-	18	16	12	-	18	16	12	-	18	16	12	-	17	15	11	-		
kW	3.19	3.26	3.35	-	3.42	3.50	3.60	-	3.63	3.71	3.82	-	3.81	3.90	4.02	-	3.97	4.05	4.18	-	4.10	4.19	4.33	-		
Amps	9.9	10.1	10.4	-	10.5	10.7	11.0	-	11.3	11.5	11.8	-	11.9	12.1	12.4	-	12.5	12.7	13.1	-	13.1	13.4	13.7	-		
HI PR	233	251	265	-	261	281	297	-	297	320	338	-	339	364	385	-	381	410	433	-	421	453	478	-		
LO PR	110	117	128	-	116	124	135	-	121	129	140	-	127	135	148	-	133	142	155	-	138	146	160	-		
75	1925	MBh	47.1	48.5	52.5	56.4	46.0	47.4	51.3	55.1	44.9	46.3	50.1	53.8	43.8	45.1	48.9	52.4	41.7	42.9	46.4	49.8	38.6	39.7	43.0	46.2
		S/T	0.85	0.76	0.58	0.37	0.88	0.79	0.60	0.38	0.91	0.81	0.61	0.39	0.94	0.84	0.63	0.41	0.97	0.87	0.66	0.42	0.98	0.88	0.66	0.43
		ΔT	19	18	14	10	19	18	15	10	19	18	15	10	20	18	15	10	19	18	15	10	19	18	14	9
		kW	3.31	3.38	3.48	3.59	3.55	3.63	3.74	3.86	3.77	3.85	3.97	4.10	3.96	4.05	4.18	4.31	4.12	4.21	4.35	4.49	4.27	4.36	4.50	4.65
		Amps	10.3	10.5	10.7	11.0	10.9	11.1	11.4	11.8	11.7	11.9	12.2	12.6	12.3	12.6	12.9	13.3	13.0	13.2	13.6	14.0	13.6	13.9	14.3	14.7
	HI PR	244	263	278	290	274	295	311	325	312	335	354	369	355	382	403	421	399	430	454	473	441	475	501	523	
	LO PR	115	123	134	143	122	130	142	151	127	135	147	157	133	142	155	165	140	149	162	173	144	154	168	179	
	MBh	46.4	47.8	51.8	55.5	45.4	46.7	50.6	54.3	44.3	45.6	49.3	53.0	43.2	44.5	48.1	51.7	41.0	42.3	45.7	49.1	38.0	39.1	42.4	45.5	
	S/T	0.82	0.73	0.55	0.36	0.85	0.76	0.57	0.37	0.87	0.78	0.59	0.38	0.90	0.80	0.61	0.39	0.93	0.83	0.63	0.40	0.94	0.84	0.63	0.41	
	ΔT	20	19	15	11	21	19	15	11	21	19	15	11	21	19	16	11	21	19	16	11	20	19	18	14	10
kW	3.29	3.36	3.46	3.57	3.53	3.61	3.72	3.84	3.75	3.83	3.95	4.08	3.94	4.02	4.15	4.29	4.10	4.19	4.33	4.47	4.24	4.33	4.47	4.62		
Amps	10.2	10.4	10.7	11.0	10.9	11.1	11.4	11.7	11.6	11.8	12.1	12.5	12.2	12.5	12.8	13.2	12.9	13.1	13.5	13.9	13.5	13.8	14.2	14.6		
HI PR	243	261	276	288	272	293	309	323	310	333	352	367	353	379	401	418	397	427	451	470	438	472	498	519		
LO PR	115	122	133	142	121	129	141	150	126	134	146	156	132	141	154	164	139	147	161	171	143	153	167	177		
MBh	42.9	44.1	47.8	51.3	41.9	43.1	46.7	50.1	40.9	42.1	45.5	48.9	39.9	41.1	44.4	47.7	37.9	39.0	42.2	45.3	35.1	36.1	39.1	42.0		
S/T	0.79	0.70	0.53	0.34	0.82	0.73	0.55	0.36	0.84	0.75	0.57	0.36	0.86	0.77	0.58	0.38	0.90	0.80	0.61	0.39	0.90	0.81	0.61	0.39		
ΔT	21	19	16	11	21	19	16	11	21	19	16	11	21	19	16	11	21	19	16	11	21	19	18	15	10	
kW	3.22	3.28	3.38	3.48	3.45	3.52	3.63	3.75	3.66	3.74	3.85	3.98	3.84	3.93	4.05	4.18	4.00	4.09	4.22	4.36	4.14	4.23	4.36	4.51		
Amps	10.0	10.2	10.4	10.7	10.6	10.8	11.1	11.4	11.3	11.6	11.9	12.2	12.0	12.2	12.5	12.9	12.6	12.8	13.2	13.6	13.2	13.5	13.9	14.3		
HI PR	235	253	267	279	264	284	300	313	300	323	341	356	342	368	389	405	385	414	437	456	425	457	483	504		
LO PR	111	118	129	138	118	125	137	145	122	130	142	151	128	137	149	159	134	143	156	166	139	148	162	172		

IDB: Entering Indoor Dry Bulb Temperature
 High and low pressures are measured at the liquid and suction service valves.
 Shaded area reflects ACCA (TVA) conditions
 Amps = outdoor unit amps (comp.+fan)
 kW = Total system power

EXPANDED COOLING DATA — GP1348M43** (CONT.)

IDB	Airflow	Outdoor Ambient Temperature												115°F												
		65°F				75°F				85°F				95°F				105°F				115°F				
		59	63	67	71	59	63	67	71	59	63	67	71	59	63	67	71	59	63	67	71	59	63	67	71	
80	1925	MBh	48.0	49.0	52.4	56.0	46.9	47.9	51.2	54.7	45.7	46.7	49.9	53.4	44.6	45.6	48.7	52.1	42.4	43.3	46.3	49.5	39.3	40.1	42.9	45.8
		S/T	0.94	0.88	0.71	0.5	0.97	0.91	0.74	0.55	1.00	0.93	0.76	0.6	1.00	0.96	0.78	0.59	1.00	1.00	0.81	0.6	1.00	1.00	0.82	0.61
	ΔT	21	21	18	14	22	21	18	14	21	21	18	14	21	21	18	15	20	21	18	14	19	19	17	13	
	kW	3.33	3.40	3.51	3.6	3.58	3.66	3.77	3.89	3.80	3.88	4.00	4.1	3.99	4.08	4.21	4.35	4.16	4.25	4.39	4.5	4.30	4.39	4.54	4.69	
	Amps	10.3	10.5	10.8	11.1	11.0	11.2	11.5	11.8	11.7	12.0	12.3	12.7	12.4	12.7	13.0	13.4	13.1	13.3	13.7	14.1	13.7	14.0	14.4	14.8	
	HI PR	247	266	280	292.4	277	298	315	328	315	339	358	373.2	359	386	408	425	403	434	458	478.2	446	480	507	528	
	LO PR	117	124	136	144.3	123	131	143	152	128	136	149	158.5	135	143	156	166	141	150	164	174.4	146	155	169	180	
	MBh	47.3	48.3	51.6	55.2	46.2	47.2	50.4	53.9	45.1	46.1	49.2	52.6	44.0	44.9	48.0	51.3	41.8	42.7	45.6	48.7	38.7	39.5	42.2	45.2	
	S/T	0.90	0.84	0.68	0.5	0.93	0.87	0.71	0.53	0.95	0.89	0.73	0.5	0.98	0.92	0.75	0.56	1.00	0.96	0.78	0.6	1.00	0.96	0.78	0.59	
	ΔT	23	22	19	15	23	22	19	15	23	22	19	15	23	22	19	15	22	21	19	15	21	20	18	14	
kW	3.32	3.38	3.49	3.6	3.56	3.64	3.75	3.87	3.78	3.86	3.98	4.1	3.97	4.06	4.19	4.32	4.14	4.22	4.36	4.5	4.28	4.37	4.51	4.66		
Amps	10.3	10.5	10.7	11.1	10.9	11.1	11.4	11.8	11.7	11.9	12.2	12.6	12.3	12.6	12.9	13.3	13.0	13.3	13.6	14.1	13.6	13.9	14.3	14.8		
HI PR	245	264	278	290.4	275	296	312	326	313	336	355	370.6	356	383	405	422	401	431	455	474.9	443	476	503	525		
LO PR	116	123	135	143.3	122	130	142	151	127	135	148	157.4	134	142	155	165	140	149	163	173.2	145	154	168	179		
MBh	43.6	44.6	47.6	50.9	42.6	43.5	46.5	49.7	41.6	42.5	45.4	48.5	40.6	41.5	44.3	47.4	38.6	39.4	42.1	45.0	35.7	36.5	39.0	41.7		
S/T	0.86	0.81	0.66	0.5	0.90	0.84	0.68	0.51	0.92	0.86	0.70	0.5	0.95	0.89	0.72	0.54	0.98	0.92	0.75	0.6	0.99	0.93	0.76	0.57		
ΔT	23	22	19	15	23	22	19	16	24	23	20	16	24	23	20	16	23	22	19	15	22	21	18	14		
kW	3.24	3.31	3.41	3.5	3.48	3.55	3.66	3.78	3.69	3.77	3.89	4.0	3.88	3.96	4.08	4.22	4.03	4.12	4.25	4.4	4.17	4.26	4.40	4.54		
Amps	10.1	10.3	10.5	10.8	10.7	10.9	11.2	11.5	11.4	11.6	12.0	12.3	12.1	12.3	12.6	13.0	12.7	12.9	13.3	13.7	13.3	13.6	14.0	14.4		
HI PR	238	256	270	281.7	267	287	303	316	303	326	345	359.5	345	372	393	409	389	418	442	460.6	429	462	488	509		
LO PR	112	120	131	139.0	119	126	138	147	123	131	143	152.6	130	138	151	160	136	145	158	168.0	141	149	163	174		
85	1925	MBh	48.8	49.8	52.1	55.6	47.7	48.6	50.9	54.3	46.5	47.4	49.7	53.0	45.4	46.3	48.5	51.7	43.1	44.0	46.1	49.1	40.0	40.7	42.7	45.5
		S/T	0.98	0.95	0.85	0.69	1.00	0.98	0.89	0.72	1.00	1.00	0.91	0.74	1.00	1.00	0.94	0.76	1.00	1.00	0.97	0.79	1.00	1.00	0.98	0.80
	ΔT	23	22	21	18	23	23	22	19	22	23	22	19	22	22	22	19	21	21	21	19	19	19	20	17	
	kW	3.36	3.43	3.53	3.64	3.61	3.69	3.80	3.92	3.83	3.91	4.04	4.17	4.03	4.11	4.25	4.38	4.19	4.28	4.42	4.57	4.34	4.43	4.58	4.73	
	Amps	10.4	10.6	10.9	11.2	11.1	11.3	11.6	11.9	11.8	12.1	12.4	12.8	12.5	12.7	13.1	13.5	13.2	13.4	13.8	14.2	13.8	14.1	14.5	15.0	
	HI PR	249	268	283	295	280	301	318	331	318	342	361	377	362	390	412	429	407	439	463	483	450	485	512	534	
	LO PR	118	125	137	146	124	132	145	154	129	138	150	160	136	145	158	168	142	152	165	176	147	157	171	182	
	MBh	48.1	49.0	51.3	54.8	47.0	47.9	50.1	53.5	45.9	46.7	49.0	52.2	44.7	45.6	47.8	51.0	42.5	43.3	45.4	48.4	39.4	40.1	42.0	44.8	
	S/T	0.94	0.91	0.82	0.66	0.97	0.94	0.85	0.69	1.00	0.96	0.87	0.71	1.00	0.99	0.90	0.73	1.00	1.00	0.93	0.76	1.00	1.00	0.94	0.76	
	ΔT	24	24	22	19	24	24	23	20	24	24	23	20	24	24	23	20	24	24	23	20	21	21	21	18	
kW	3.34	3.41	3.51	3.62	3.59	3.67	3.78	3.90	3.81	3.89	4.01	4.14	4.00	4.09	4.22	4.36	4.17	4.26	4.40	4.54	4.31	4.41	4.55	4.70		
Amps	10.4	10.5	10.8	11.1	11.0	11.2	11.5	11.9	11.8	12.0	12.3	12.7	12.4	12.7	13.0	13.4	13.1	13.4	13.7	14.2	13.7	14.0	14.4	14.9		
HI PR	247	266	281	293	278	299	316	329	316	340	359	374	360	387	409	426	405	435	460	480	447	481	508	530		
LO PR	117	124	136	145	124	132	144	153	128	137	149	159	135	144	157	167	141	150	164	175	146	156	170	181		
MBh	44.4	45.2	47.4	50.6	43.4	44.2	46.3	49.4	42.3	43.1	45.2	48.2	41.3	42.1	44.1	47.0	39.2	40.0	41.9	44.7	36.3	37.0	38.8	41.4		
S/T	0.91	0.87	0.79	0.64	0.94	0.91	0.82	0.66	0.96	0.93	0.84	0.68	0.99	0.96	0.86	0.70	1.00	0.99	0.90	0.73	1.00	1.00	0.91	0.73		
ΔT	25	24	23	20	25	25	23	20	25	25	23	20	25	25	23	20	24	24	23	20	22	23	22	19		
kW	3.26	3.33	3.43	3.54	3.51	3.58	3.69	3.81	3.72	3.80	3.92	4.04	3.91	3.99	4.12	4.25	4.07	4.15	4.29	4.43	4.20	4.30	4.44	4.58		
Amps	10.1	10.3	10.6	10.9	10.8	11.0	11.3	11.6	11.5	11.7	12.1	12.4	12.1	12.4	12.7	13.1	12.8	13.0	13.4	13.8	13.4	13.7	14.1	14.5		
HI PR	240	258	273	285	269	290	306	319	306	330	348	363	349	375	396	414	393	422	446	465	434	467	493	514		
LO PR	114	121	132	140	120	128	139	148	125	133	145	154	131	139	152	162	137	146	159	170	142	151	165	176		

IDB: Entering Indoor Dry Bulb Temperature
 High and low pressures are measured at the liquid and suction service valves.
 Shaded area reflects ARI conditions
 Amps = outdoor unit amps (comp. + fan)
 kW = Total system power

EXPANDED COOLING DATA — GP1360M43** (CONT.)

IDB	Airflow	Outdoor Ambient Temperature												Entering Indoor Wet Bulb Temperature													
		65°F				75°F				85°F				95°F				105°F				115°F					
		59	63	67	71	59	63	67	71	59	63	67	71	59	63	67	71	59	63	67	71	59	63	67	71		
80	2025	MBh	58.3	59.6	63.7	68.1	57.0	58.2	62.2	66.5	55.6	56.8	60.7	64.9	54.3	55.4	59.2	63.3	51.5	52.7	56.3	60.1	47.7	48.8	52.1	55.7	
		S/T	0.90	0.85	0.69	0.5	0.93	0.88	0.71	0.53	0.96	0.90	0.73	0.5	1.00	0.93	0.75	0.56	1.00	0.96	0.78	0.6	1.00	0.97	0.79	0.59	
	1800	ΔT	24	23	20	16	24	23	20	16	24	23	20	16	25	23	20	16	25	23	20	16	22	22	19	15	
		kW	4.08	4.16	4.29	4.4	4.39	4.48	4.62	4.74	4.66	4.76	4.92	5.1	4.90	5.01	5.18	5.35	5.11	5.22	5.40	5.6	5.29	5.41	5.58	5.77	
	1575	Amps	14.4	14.7	15.0	15.4	15.3	15.5	15.9	16.4	16.2	16.5	16.9	17.4	17.1	17.4	17.8	18.3	17.9	18.2	18.7	19.3	18.7	19.1	19.6	20.2	
		HI PR	256	275	290	302.9	287	309	326	340	326	351	371	386.6	372	400	422	440	418	450	475	495.4	462	497	525	547	
	85	2025	LO PR	110	117	128	136.2	116	124	135	144	121	129	140	149.5	127	135	147	157	133	142	155	164.6	138	146	160	170
			MBh	56.6	57.9	61.8	66.1	55.3	56.5	60.4	64.5	54.0	55.2	58.9	63.0	52.7	53.8	57.5	61.5	50.0	51.1	54.6	58.4	46.3	47.4	50.6	54.1
		1800	S/T	0.86	0.81	0.66	0.5	0.89	0.84	0.68	0.51	0.91	0.86	0.70	0.5	0.94	0.88	0.72	0.54	0.98	0.92	0.75	0.6	0.99	0.93	0.75	0.56
			ΔT	25	24	21	17	25	24	21	17	25	24	21	17	25	24	21	17	25	24	21	17	23	22	19	16
1575		kW	4.05	4.13	4.26	4.4	4.35	4.45	4.59	4.74	4.63	4.73	4.88	5.0	4.86	4.97	5.13	5.30	5.07	5.18	5.35	5.5	5.24	5.36	5.54	5.72	
		Amps	14.3	14.6	14.9	15.3	15.2	15.4	15.8	16.2	16.1	16.4	16.8	17.3	16.9	17.3	17.7	18.2	17.8	18.1	18.6	19.1	18.6	18.9	19.4	20.0	
80		HI PR	253	272	288	300.0	284	306	323	337	323	348	367	382.8	368	396	418	436	414	445	470	490.5	457	492	520	542	
		LO PR	109	116	127	134.8	115	123	134	142	120	127	139	148.0	126	134	146	155	132	140	153	163.0	136	145	158	169	
85		2025	MBh	52.3	53.4	57.1	61.0	51.0	52.2	55.7	59.6	49.8	50.9	54.4	58.2	48.6	49.7	53.1	56.7	46.2	47.2	50.4	53.9	42.8	43.7	46.7	49.9
			S/T	0.83	0.78	0.63	0.5	0.86	0.81	0.66	0.49	0.88	0.83	0.67	0.5	0.91	0.85	0.69	0.52	0.94	0.89	0.72	0.5	0.95	0.89	0.73	0.54
	1800	ΔT	25	24	21	17	26	25	21	17	26	25	21	17	26	25	22	17	26	25	22	17	24	23	20	16	
		kW	3.95	4.03	4.16	4.3	4.25	4.34	4.48	4.62	4.51	4.61	4.76	4.9	4.74	4.85	5.01	5.17	4.94	5.05	5.22	5.4	5.11	5.23	5.40	5.58	
	80	Amps	14.1	14.3	14.6	15.0	14.9	15.1	15.5	15.9	15.8	16.1	16.5	16.9	16.6	16.9	17.3	17.8	17.4	17.7	18.2	18.7	18.2	18.5	19.0	19.6	
		HI PR	245	264	279	291.0	275	296	313	326	313	337	356	371.3	357	384	405	423	401	432	456	475.8	444	477	504	526	
	85	2025	LO PR	111	118	129	138	117	125	136	145	122	130	142	151	128	136	149	159	134	143	156	166	139	148	161	172
			MBh	57.6	58.7	61.5	65.6	56.3	57.4	60.1	64.1	54.9	56.0	58.6	62.6	53.6	54.6	57.2	61.0	50.9	51.9	54.4	58.0	47.2	48.1	50.3	53.7
		1800	S/T	0.90	0.87	0.79	0.64	0.93	0.90	0.81	0.66	0.96	0.92	0.83	0.68	0.99	0.95	0.86	0.70	1.00	0.99	0.89	0.73	1.00	1.00	0.90	0.73
			ΔT	27	26	25	21	27	26	25	22	27	26	25	22	27	27	25	22	26	26	25	21	24	25	23	20
80		kW	4.08	4.16	4.29	4.43	4.39	4.48	4.62	4.77	4.66	4.76	4.92	5.08	4.90	5.01	5.18	5.35	5.11	5.22	5.40	5.58	5.29	5.41	5.58	5.77	
		Amps	14.4	14.7	15.0	15.4	15.3	15.5	15.9	16.4	16.2	16.5	16.9	17.4	17.1	17.4	17.8	18.3	17.9	18.2	18.7	19.3	18.7	19.1	19.6	20.2	
85		HI PR	256	275	290	303	287	309	326	340	326	351	371	387	372	400	422	440	418	450	475	495	462	497	525	547	
		LO PR	110	117	128	136	116	124	135	144	121	129	140	150	127	135	147	157	133	142	155	165	138	146	160	170	
85		2025	MBh	53.2	54.2	56.8	60.6	51.9	52.9	55.4	59.2	50.7	51.7	54.1	57.7	49.5	50.4	52.8	56.3	47.0	47.9	50.2	53.5	43.5	44.4	46.5	49.6
			S/T	0.87	0.84	0.76	0.61	0.90	0.87	0.78	0.64	0.92	0.89	0.80	0.65	0.95	0.92	0.83	0.67	0.99	0.99	0.86	0.70	1.00	0.96	0.87	0.71
	1800	ΔT	27	27	25	22	27	27	25	22	27	27	25	22	28	27	26	22	28	27	25	22	25	25	24	20	
		kW	3.98	4.06	4.19	4.32	4.28	4.37	4.51	4.66	4.55	4.65	4.80	4.95	4.78	4.89	5.05	5.21	4.98	5.09	5.26	5.43	5.16	5.27	5.44	5.63	
	80	Amps	14.2	14.4	14.7	15.1	15.0	15.2	15.6	16.0	15.9	16.2	16.6	17.1	16.7	17.0	17.4	17.9	17.5	17.8	18.3	18.8	18.3	18.7	19.2	19.7	
		HI PR	248	267	282	294	278	299	316	330	316	340	360	375	360	388	410	427	405	436	461	481	448	482	509	531	
	85	LO PR	107	114	124	132	113	120	131	140	117	125	136	145	123	131	143	152	129	137	150	160	133	142	155	165	

IDB: Entering Indoor Dry Bulb Temperature
 High and low pressures are measured at the liquid and suction service valves.
 Shaded area reflects ARI conditions
 Amps = outdoor unit amps (comp. + fan)
 kW = Total system power

EXPANDED HEATING DATA

GPH1336M43 **

	Outdoor Ambient Temperature																	
	65	60	55	50	47	45	40	35	30	25	20	17	15	10	5	0	-5	-10
MBh	42.5	40.2	37.9	35.4	33.8	32.8	30.4	28.1	23.9	22.1	20.3	19.2	18.5	16.6	14.7	12.8	10.9	9.0
T/R	37.5	35.5	33.4	31.2	29.8	28.9	26.8	24.7	21.1	19.5	17.9	16.9	16.3	14.6	13.0	11.3	9.7	7.9
kW	3.09	3.03	2.97	2.91	2.88	2.85	2.80	2.74	2.67	2.61	2.56	2.52	2.50	2.44	2.38	2.32	2.26	2.20
Amps	13.3	12.4	11.7	11.1	10.8	10.6	10.1	9.7	9.4	9.0	8.7	8.5	8.4	8.1	7.7	7.3	6.9	6.4
COP	4.02	3.88	3.72	3.55	3.43	3.36	3.18	3.00	2.62	2.47	2.33	2.23	2.17	1.99	1.81	1.62	1.42	1.19
HI PR	403	386	371	355	347	340	327	314	300	287	275	269	264	254	244	234	226	218
LO PR	141	131	123	112	106	102	94	84	76	67	59	55	53	45	39	33	29	22

GPH1348M43**

	Outdoor Ambient Temperature																	
	65	60	55	50	47	45	40	35	30	25	20	17	15	10	5	0	-5	-10
MBh	58.8	55.7	52.4	49.0	46.8	45.3	42.1	38.8	33.6	31.0	28.6	27.0	26.0	23.3	20.7	18.0	15.4	12.6
T/R	31.7	30.0	28.2	26.4	25.2	24.4	22.7	20.9	18.1	16.7	15.4	14.5	14.0	12.6	11.1	9.7	8.3	6.8
kW	3.87	3.80	3.73	3.65	3.61	3.58	3.51	3.43	3.35	3.27	3.20	3.16	3.13	3.05	2.98	2.91	2.84	2.77
Amps	14.0	13.2	12.5	11.8	11.5	11.3	10.8	10.4	10.0	9.7	9.3	9.1	9.1	8.7	8.3	7.9	7.5	7.0
COP	4.44	4.29	4.12	3.93	3.79	3.71	3.51	3.31	2.94	2.78	2.61	2.50	2.43	2.23	2.03	1.81	1.59	1.33
HI PR	379	363	349	334	326	320	307	295	283	270	259	253	248	239	230	220	213	205
LO PR	131	122	114	105	99	95	88	78	70	63	55	51	50	42	36	30	27	21

GPH1360M43**

	Outdoor Ambient Temperature																	
	65	60	55	50	47	45	40	35	30	25	20	17	15	10	5	0	-5	-10
MBh	71.6	67.8	63.8	59.7	57.0	55.2	51.3	47.3	39.0	36.0	33.2	31.3	30.2	27.1	24.0	20.9	17.9	14.6
T/R	36.9	34.9	32.8	30.7	29.3	28.4	26.4	24.3	20.1	18.5	17.1	16.1	15.5	13.9	12.3	10.8	9.2	7.5
kW	4.76	4.67	4.58	4.49	4.43	4.39	4.30	4.21	4.10	4.00	3.91	3.86	3.83	3.73	3.64	3.55	3.46	3.37
Amps	19.1	18.0	17.1	16.4	15.9	15.7	15.0	14.5	14.0	13.6	13.1	12.9	12.8	12.4	11.8	11.4	10.8	10.2
COP	4.40	4.25	4.08	3.89	3.76	3.68	3.49	3.29	2.79	2.63	2.48	2.37	2.31	2.12	1.93	1.72	1.51	1.27
HI PR	393	377	362	346	338	332	319	306	293	280	269	262	258	248	238	228	220	213
LO PR	133	123	115	106	100	96	89	79	71	64	56	52	50	42	37	31	27	21

Calculations are based on nominal CFM and 70°F indoor dry bulb.
 High pressure is measured at the suction service valve (the larger valve).
 Low pressure is measured at the gauge port connection.

Amps = Outdoor unit amps (comp.+fan)
 kW = Total system power

HEAT KIT ELECTRICAL DATA (BLOWER ONLY, HEAT MODE)

MODEL & HEAT KIT USAGE	CIRCUIT #1		ACTUAL KW / BTU@ 240V
	MCA ¹	MOD ²	
GPH1336M43**	3.06 / 3.06	--	--
HKR3-15B	39 / 45	60 / 60	15.0 / 51,000
GPH1348M43**	5.8 / 5.8	--	--
HKR3-15B	39 / 45	60 / 60	15.0 / 51,000
HKR3-20B	51 / 55	60 / 60	19.5 / 66,500
GPH1360M43**	7.6 / 7.6	--	--
HKR3-15B	39 / 45	60 / 60	15.0 / 51,000
HKR3-20B	51 / 55	60 / 60	19.5 / 66,500

¹ Minimum Circuit Ampacity @ 208 / 240 V

² Maximum Overcurrent Protection device @ 208 / 240 V

* Revision level that may or may not be designated

C Circuit Breaker option

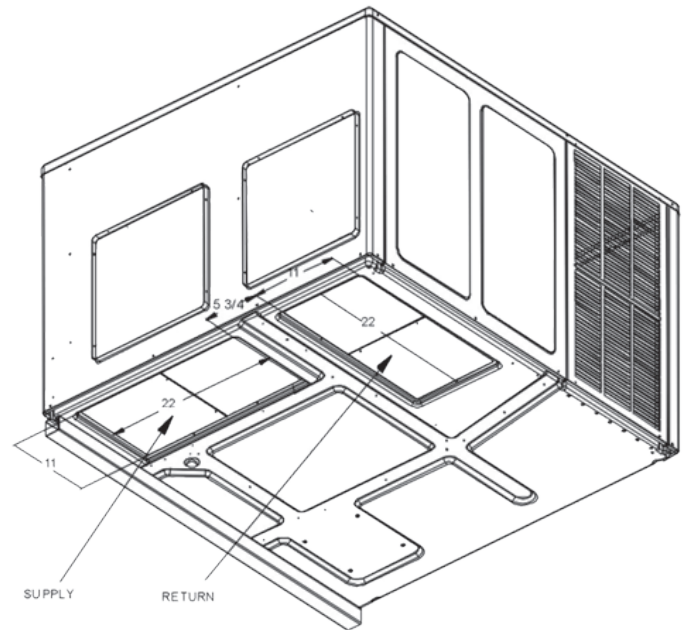
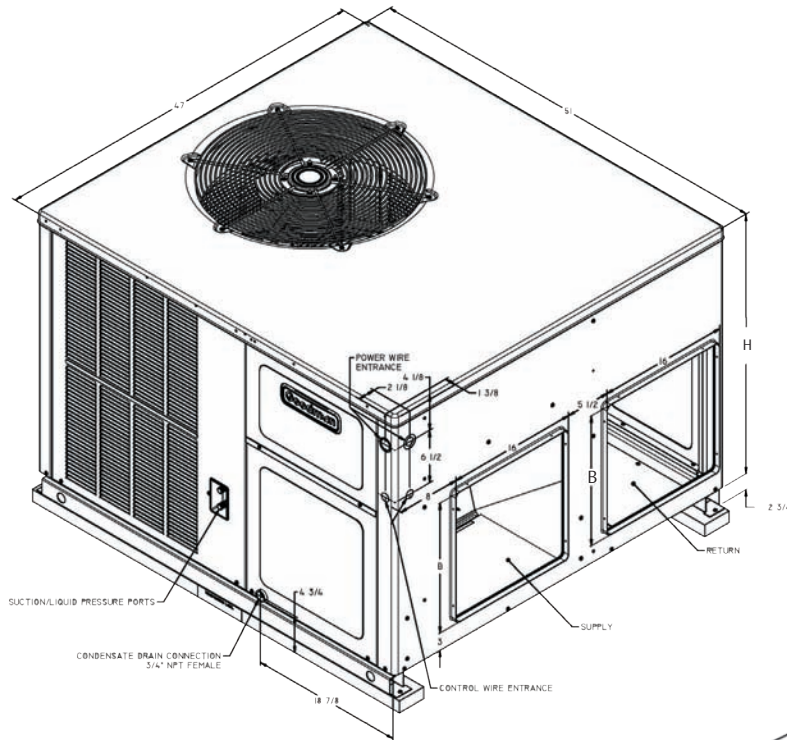
AIRFLOW DATA

MODEL	SPEED	VOLTS		E.S.P (IN. OF H ₂ O)							
				0.1	0.2	0.3	0.4	0.5	0.6	0.7	0.8
GPH13 36M43*	Low	230	CFM	1122	1078	1032	972	915	804	687	558
			Watts	338	330	321	310	300	283	264	250
	Med	230	CFM	1387	1331	1264	1209	1119	1041	935	748
			Watts	456	440	428	412	399	382	363	330
	High	230	CFM	1521	1454	1388	1311	1230	1144	1055	939
			Watts	534	521	510	490	477	461	442	420
GPH13 48M43*	T1 (G)	230	CFM	1,440	1,395	1,360	1,310	1,265	1,235	1,190	1,130
			Watts	275	285	295	315	325	335	345	355
	T2 / T3 (W2)	230	CFM	1,795	1,765	1,715	1,695	1,650	1,600	1,500	1,375
			Watts	475	490	505	520	530	535	510	475
	T4 / T5 (Y)	230	CFM	1,860	1,820	1,785	1,745	1,700	1,625	1,515	1,395
			Watts	515	530	545	565	570	550	535	485
GPH13 60M43*	T1 (G)	230	CFM	1,755	1,720	1,685	1,645	1,615	1,570	1,530	1,465
			Watts	420	435	455	460	475	490	500	500
	T2 / T3 (W2)	230	CFM	1,850	1,820	1,775	1,735	1,705	1,675	1,610	1,495
			Watts	480	500	515	525	535	555	545	520
	T4 / T5 (Y)	230	CFM	2,180	2,125	2,050	1,975	1,875	1,800	1,655	1,530
			Watts	770	755	725	700	675	640	575	540

NOTES:

- Data shown is dry coil. Wet coil pressure drop is approximately 0.1" H₂O, for two-row indoor coil; 0.2" H₂O, for three-row indoor coil; and 0.3" H₂O, for four-row indoor coil.
- Data shown does not include filter pressure drop, approx. 0.08" H₂O.
- ALL MODELS SHOULD RUN NO LESS THAN 350 CFM/TON. USE HIGHER SPEED TAP OR NEXT SIZE LARGER BLOWER ASM. See Repair Parts list.
- Reduce airflow by 2% for 208-volt operation.

DIMENSIONS



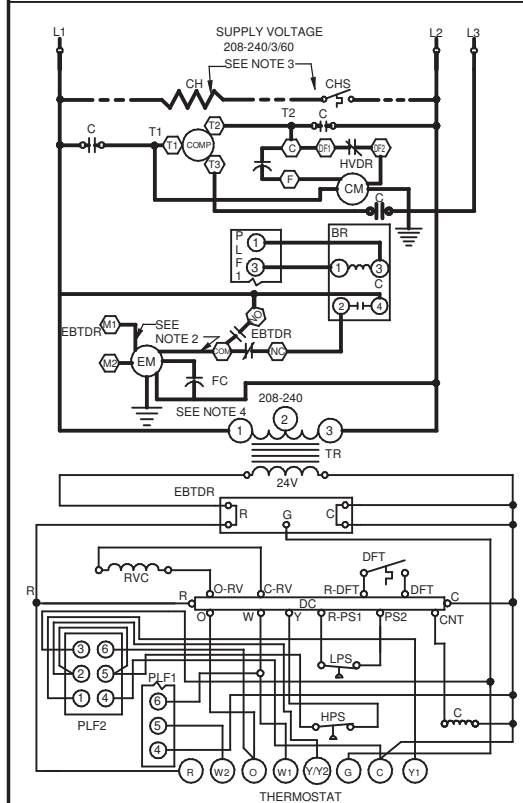
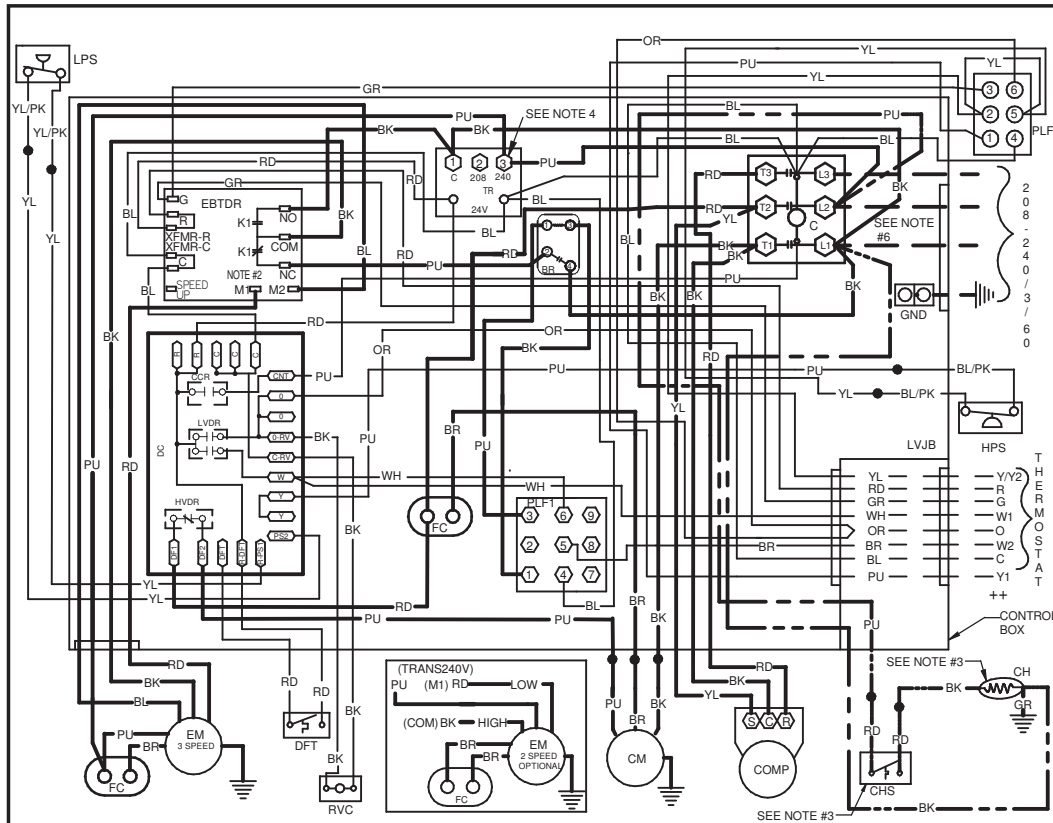
DIMENSIONS

MODEL	W"	D"	H"	B	H
GPH1336M43	47	51	34 3/4	16"	32 1/2"
GPH1348M43	47	51	42 3/4	18"	40"
GPH1360M43	47	51	42 3/4	18"	40"

FILTERS

MODEL	DIMENSIONS	QTY.
GPH13MFR102 (for medium models)	16" x 25" x 2"	1
GPH13MFR103 (for large models)	20" x 25" x 2"	2

WIRING DIAGRAM — GPH1336M43**



COMPONENT LEGEND		FACTORY WIRING
BR	BLOWER INTERLOCK RELAY	===== LINE VOLTAGE
C	CONTACTOR	===== LOW VOLTAGE
CCR	COMPRESSOR CONTACTOR RELAY	----- OPTIONAL HIGH VOLTAGE
CH	CRANKCASE HEATER	----- VOLTAGE
CHS	CRANKCASE HEATER SWITCH	----- FIELD WIRING
CM	CONDENSER MOTOR	----- HIGH VOLTAGE
COMP	COMPRESSOR	----- LOW VOLTAGE
DC	DEFROST CONTROL	
DFT	DEFROST THERMOSTAT	
EBTDR	ELECTRONIC BLOWER TIME DELAY RELAY	
EM	EVAPORATOR MOTOR	
FC	FAN CAPACITOR	
GND	EQUIPMENT GROUND	
HPS	HIGH PRESSURE SWITCH	
HVDR	HIGH VOLTAGE DEFROST RELAY	
LPS	LOW PRESSURE SWITCH	
LVDR	LOW VOLTAGE DEFROST RELAY	
LVJB	LOW VOLTAGE JUNCTION BOX	
PLF	FEMALE PLUG / CONNECTOR	
RVC	REVERSING VALVE COIL	
TR	TRANSFORMER	

WIRE CODE	
BK	BLACK
BL	BLUE
BR	BROWN
GR	GREEN
OR	ORANGE
PU	PURPLE
RD	RED
WH	WHITE
YL	YELLOW

- NOTES:
- REPLACEMENT WIRE MUST BE SAME SIZE AND TYPE INSULATION AS ORIGINAL (AT LEAST 105°C) USE COPPER CONDUCTOR ONLY.
 - TO CHANGE EVAPORATOR MOTOR SPEED REPLACE LEAD ON EBTDR "COM" WITH LEAD ON EBTDR "M1" OR "M2"
 - CRANKCASE HEATER AND CRANKCASE HEATER SWITCH FACTORY INSTALLED OPTION.
 - FOR 208 VOLT TRANSFORMER OPERATION MOVE PURPLE WIRES FROM TERMINAL 3 TERMINAL 2 ON TRANSFORMER.
 - START ASSIST FACTORY EQUIPPED WHEN REQUIRED.
 - USE COPPER CONDUCTORS ONLY ++ USE N.E.C. CLASS 2 WIRE.
 - ECONOMIZER PLUG LOCATED IN THE RETURN AIR COMPARTMENT. REMOVE MALE PLUG, ATTACH FEMALE PLUG TO THE ECONOMIZER ACCESSORY.

SEE UNIT RATING PLATE FOR TYPE AND SIZE OF OVER CURRENT PROTECTION

0140G01737-B

High Voltage: Disconnect all power before servicing or installing this unit. Multiple power sources may be present. Failure to do so may cause property damage, personal injury, or death.



Wiring is subject to change. Always refer to the wiring diagram or the unit for the most up-to-date wiring.

ACCESSORIES

ITEM	DESCRIPTION
20464501PDGK	Horizontal Duct Cover for Medium Chassis
20464502PDGK	Horizontal Duct Cover for Large Chassis
GPH13MED102	Downflow Economizer for Medium Chassis
GPH13MED103	Downflow Economizer for Large Chassis
PEHH101/102	Horizontal Economizer for Medium Chassis
PEHH103	Horizontal Economizer for Large Chassis
GPH13MFR102	Internal filter rack for Downflow Application- Medium Chassis
GPH13MFR103	Internal filter rack for Downflow Application- Large Chassis
OT/EHR18-60	Outdoor Thermostat and Emergency Heat Relay Kit
OT18-60A	Outdoor Thermostat Kit with Lockout Stat
PGC101/102/103	Roof Curb for Both Chassis
PGMDD101/102	Manual Damper for Downflow Application — Medium Chassis
PGMDD103	Manual Damper for Downflow Application — Large Chassis
PGMDH102	Manual 25% Fresh Air Damper for Horizontal Applications — Medium Chassis
PGMDH103	Manual 25% Fresh Air Damper for Horizontal Applications — Large Chassis
PGMDMD101/102	Motorized Damper for Downflow Application — Medium Chassis
PGMDMD103	Motorized Damper for Downflow Application — Large Chassis
PGMDMH102	Motorized 25% Fresh Air Damper for Horizontal Applications — Medium Chassis
PGMDMH103	Motorized 25% Fresh Air Damper for Horizontal Applications — Large Chassis
SQRPG101/102	Square-to-Round Adapter with 16" Round for Downflow Applications — Medium Chassis
SQRPG103	Square-to-Round Adapter with 18" Round for Downflow Applications — Large Chassis
SQRPGH101/102	Square-to-Round Adapters for Medium Chassis — 16" & 14"
SQRPGH103	Square-to-Round Adapters for Large Chassis — 18" & 14"

* Offered by McDaniel Metals • Main: (281) 987-8400 • Fax: (281) 987-9494