


SUBMITTAL RECORD _____
 JOB _____
 LOCATION _____
 SUBMITTED TO _____
 SUBMITTAL PREPARED BY _____
 APPROVED BY _____
 DATE _____





Submittal Form

EZ Connector®

DESCRIPTION

EZ Connector® is a revolutionary duct connection system that can save up to 50%+ labor costs in the field! This innovative system is the first and only corner system on the market that allows the contractor to fasten a patented locking bolt using a cordless impact driver.

EZ Connector Corners are TDC®/TDF® Stackable corners that work in conjunction with a patented rugged bolt. The bolt acts as an alignment tool due to its self-piloting screw tip which aligns the corners during installation.



FEATURES

- Components – i) Stamped corners of 16 gage G60 galvanized steel conforming to T-25a/T-25b rolled-on flanges as set forth in the SMACNA HVAC Duct Construction Standards (HVAC-DCS) 3rd edition having teardrop holes for the driving of ii) an EZ Bolt of .417-9 x 1” or .417-9 x 1-1/2” long. No nuts or washers are needed.
- Each component is supplied suitably-matched and compatibly load-rated based on testing and reference to the common practice of using 3/8” carriage bolts with nuts and washers.
- For connecting duct sections only one EZ Bolt is required for each of the four bolt-connector corners.

After fabricating duct with SMACNA-conforming T-25a/T-25b flange, the galvanized corners are inserted and crimped either manually by “hammer over” or automated by feeding and crimping. With an electric drill gun with suitable drive, EZ Bolts are driven through each outer (corner) teardrop hole until they reach the spin-out zone. The adjoining duct is brought up to the first duct using the EZ Bolts as pilots to align the ducts. Again employing the electric drill gun, after applying the appropriate butyl gasket and liquid sealant, the 1” long EZ Bolts are driven in successive corners until the duct sections are tightened securely together. If any of the corners appears mis-aligned during this process, 1-1/2” long EZ Bolt can be used to easily draw the matching duct corners snugly together.

Item #	Code	Description	Qty/Box
13078	EZCS	Stackable TDC® EZ® Corner	250
13079	EZFS	Stackable TDF® EZ® Corner	250
13070	EZB100B	EZ® Bolt 1in Only Bulk	1000
13071	EZB100	EZ® Bolt 1in Only Bagged	125
13073	EZB112B	EZ® Bolt 1-1/2in Only Bulk	500
13074	EZB112	EZ® Bolt 1-1/2in Only Bagged	125

Duro Dyne Corporate Headquarters, Bay Shore, NY
 631-249-9000 • Fax: 631-249-8346

Duro Dyne Midwest • Duro Dyne West • Duro Dyne Canada
 www.durodyne.com • E-mail: durodyne@durodyne.com



©2019 Duro Dyne Corporation
 Printed in USA 11/22/19
 BO005043