























Connect with Confidence



Gas Appliance Connectors & Plumbing Supplies

⚠ WARNING

This literature is not intended to replace the available installation instructions or the experience of a trained product installer. Please refer to the installation manual for further information and product warnings.

	Range Connectors	6-7
	Furnace Connectors	8-9
	Dryer Connectors	10-11
	Water Heater Connectors	12-13
	Space Heater Connectors.....	14-15
	Gas Log Connectors	16-17
	Wall Heater Connectors	18-19
	High BTU Connectors	20-21
	Tankless Water Heater Connection Kits	22
	LP Gas Connectors.....	23
	Portable Outdoor Gas Connectors	23
	Manufactured Home Gas Connector Kits.....	24
	Moveable Foodservice Connectors and Accessories	25
	Gas Adapters and Shutoff Valves	26
	Gas Appliance and Line Pressure Regulators	27
	Supr-Safe® Stainless Steel Gas Connector Specification.....	28
	SafetyShield® Yellow Coated Stainless Steel Gas Connector Specification	29
	LV Black Coated Stainless Steel Gas Connector Specification.....	30
	Ultra Flow® High BTU Gas Connector Specification	31
	Portable Outdoor Gas Connector Specification	32
	Certifications	33
	Dormont Showroom and POP Accessories.....	34



Stainless Steel Gas Connectors

Durable, naturally corrosion-resistant 304 stainless steel gas connectors for indoor or outdoor stationary appliance applications.



Coated Stainless Steel Gas Connectors

SafetyShield® coating provides easy gas line identification and extra protection from chemical corrosion from accidental contact with household chemicals. Consistent coverage provides protection along the entire length of the connector.



Stainless Steel Gas Hearth Connectors with High-Temperature Black Coating

Specifically engineered for high-temperature applications such as gas logs, fireplace inserts and free-standing fireplaces.

Features a low-visibility coating that hides the connector from view.



Stainless Steel Gas Hearth Connectors With High-Temperature Black Coating for High BTU Applications

Engineered for high-temperature, high BTU applications such as gas logs, fireplace inserts and free-standing fireplaces.

The special corrugation design eliminates the annoying whistle produced by some high BTU gas applications.



High BTU Stainless Steel Gas Connectors

Available with hot-dipped, heavy-duty gray PVC coating, SafetyShield yellow coating or stainless steel for indoor and outdoor high BTU applications.

Gas Connector Kits are available for mobile home installations.



15 PSIG Stainless Steel Gas Connectors

Designed for outdoor, above-ground use, this gas connector is a safe and easy alternative to typical copper polyethylene connectors for the connection of propane tanks. This connector is rated to 15 PSIG—all other connectors are approved under ANSI Z21.24 to 1/2 PSIG.



Portable Outdoor Gas Connector

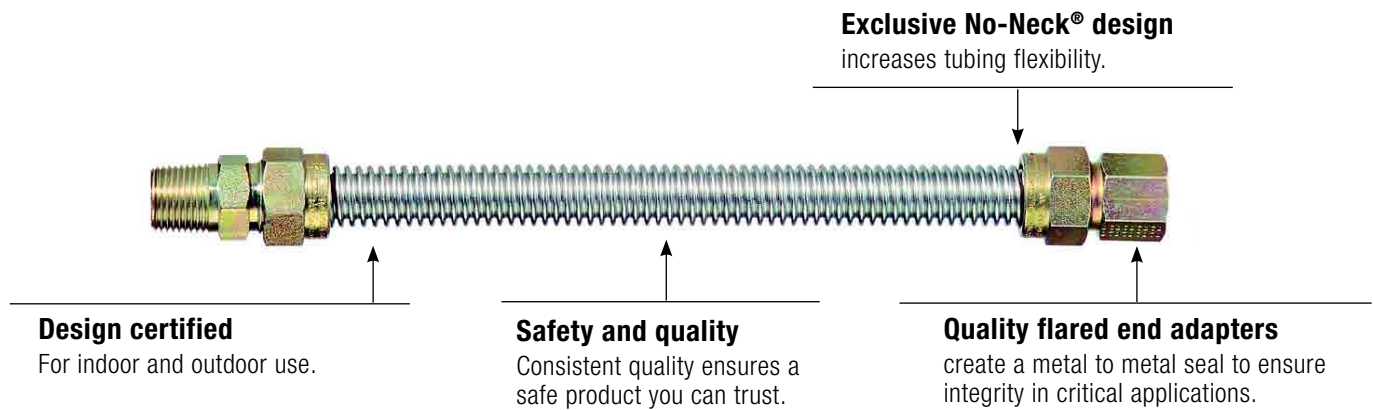
Designed for Portable Outdoor Gas Appliances use, above ground, this gas connector is a safe and easy to install alternative to typical installations and allows the user to safely move gas appliances around their Outdoor living space for convenience or storage



Commercial Foodservice Gas Connector and SnapFast Quick-Disconnect

Specifically engineered for commercial cooking equipment, the Dormont Safety System™ Blue Hose® features antimicrobial PVC coating and patented Stress Guard™ technology. The SnapFast QD and restraining cable complete the gas connection and extend the service life of the gas connector.

DURABLE, CORROSION-RESISTANT STAINLESS STEEL TUBING



Features

- 304 stainless steel.....
- No Neck® design
- Quality flared end adapters
- CSA Design Certified for indoor and outdoor use with natural, manufactured, mixed, liquefied petroleum (LP) and LP-gas air mixtures.

Benefits

- Durable, corrosion-resistant construction
- Increases flexibility
- Creates a metal to metal seal to ensure integrity in critical applications.
- Safety and Quality



Ordinary connector neck



Dormont No-Neck® Construction

Dormont's No-Neck® Design

With ordinary connectors, the tubing's straight neck enters the nut, and after being subjected to flexing, they may develop cracks that can result in a gas leak.

The Dormont No-Neck design reduces this danger because the first few tubing corrugations are enclosed within the nut. This results in increased tubing flexibility.

Indoor

CSA Design Certified under ANSI Z21.24/CSA 6.10, Dormont connectors are durable, flexible and easy to install, even in tight places. Designed with the safety of your home in mind, these connectors can be used for installation of all of the gas appliances throughout your home.

- Range
- Dryer
- Water Heater
- Gas Fireplaces
- Gas Logs
- Space Heater
- Furnace
- Wall Heater

Outdoor

CSA Design Certified under ANSI Z21.75/CSA 6.27 for gas connectors for the connection of fixed appliances for outdoor installation to the gas supply.

- Rooftop Units
- Outdoor Dryer
- Stationary Outdoor Grills
- Gas Fire Pits

Manufactured Home

CSA Design Certified under ANSI Z21.75/CSA 6.27 for gas connectors for the connection of park trailers and manufactured (mobile) homes to the gas supply. Large BTU capacity assures proper gas flow. Optional hot-dipped gray PVC coating provides added protection against weather and atmospheric conditions.

- Mobile Home Gas Meter
- Cross-over Gas Connection Kits

High BTU

CSA Design Certified under ANSI Z21.24/CSA 6.10, Dormont High BTU connectors ensure that gas appliances operate at their peak performance at all times. Refer to the BTU chart provided on page 14 for specifics.

- Commercial Water Heaters
- High-capacity Furnaces
- Boilers
- Tankless Water Heaters
- Up to 1.5 Million BTUs
- 1" OD, 1-1/4" OD and 1-1/2" OD

SuprSense®

Excess Flow Valve

The Dormont SuprSense® Excess Flow Valve is a precision-manufactured device consisting of two body pieces and an internal valve mechanism. Under normal conditions, the valve remains opened, allowing gas to flow at normal gas line flow rates. In the event of a complete downstream gas line rupture, which causes excess gas flow, the SuprSense automatically activates - greatly reducing the gas flow.

This reduced flow is maintained until the upstream manual shut-off valve is closed and the gas line is repaired. After the gas line is repaired and the pressure is equalized, the SuprSense will automatically reset and restore normal gas flow.



Benefits

- Protection against excessive gas leaks
- Automatic reset
- Easy to install
- Compatible with residential gas appliances
- 100% assembled and tested in the USA

Features

- Corrosion-resistant steel construction
- High temperature, gas compatible flow limiting plunger
- CSA design certified and California DSA listed

Durable, fully-flexible and gas compatible flow limiting plunger



Full flow during standard operation providing the supply needs for the gas appliance

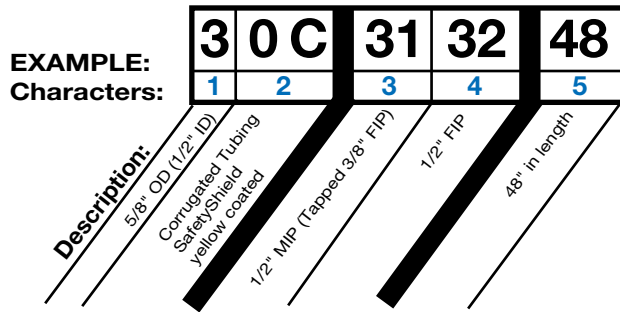


Gas flow is restricted by the plunger due to full line rupture or disconnect providing protection against excessive gas leaks

EFV SIZING TABLE	MODEL 90-1031-V1		MODEL 90-1031-V2		MODEL 90-2031-V4		MODEL 90-3041-V5		MODEL 90-303M-V6	
	Rated Trip	Max Capacity	Rated Trip	Max Capacity	Rated Trip	Max Capacity	Rated Trip	Max Capacity	Rated Trip	Max Capacity
HORIZONTAL	75 @ 1.05	48 @ 0.30	95 @ 1.55	60 @ 0.40	115 @ 0.70	93 @ 0.35	160 @ 0.80	125 @ 0.25	160 @ 0.80	125 @ 0.25
VERTICAL UP	105 @ 1.95	65 @ 0.45	115 @ 2.25	80 @ 0.60	145 @ 1.05	118 @ 0.45	185 @ 1.00	150 @ 0.35	185 @ 1.00	150 @ 0.35
VERTICAL DOWN	42 @ 0.40	30 @ 0.15	60 @ 0.70	45 @ 0.25	85 @ 0.45	60 @ 0.15	135 @ 0.60	105 @ 0.20	135 @ 0.60	105 @ 0.20
INLET	½" MNPT x ¾" FNPT		½" MNPT x ¾" FNPT		½" MNPT		¾" MNPT x ½" FNPT		½" MNPT	
OUTLET	¾" OD Flare		¾" OD Flare		½" OD Flare		⅝" OD Flare (15/16"-16 Threads)		⅝" OD Flare (15/16"-16 Threads)	

Rated Trip Flow and Max Flow Capacity values are kBTU/hr @ max. "w.c. PD (natural gas, 0.64 s.g., 1000 BTU/cu.ft.)

Gas Connectors



Character 1:
Diameter of connector (choose one)

Part #	Description
1	3/8" OD (1/4" ID)
2	1/2" OD (3/8" ID)
3	5/8" OD (1/2" ID)
XL3	5/8" OD (1/2" ID) EFV Tubing
4	1" OD (3/4" ID)
5	1-1/4" OD (1" ID)
6	1-1/2" OD (1-1/4" ID)

Character 2:
Coating

Part #	Description
0	Corrugated Tubing
OA	Low-visibility Black
OC	SafetyShield Yellow Coating
1	Hot-Dipped Gray PVC Coating
1P	15 PSIG Connector with Hot-Dipped, Gray PVC Coating

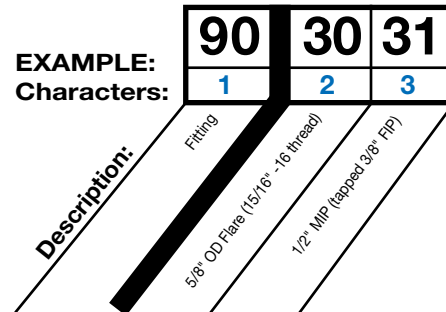
Characters 3 & 4:
Choice of fitting or valve for both ends of connector (choose two)

Part #	Description
21	3/8" MIP (Tapped 1/4" FIP)
22	3/8" FIP
23	3/8" MIP Elbow
24	3/8" FIP Elbow
31	1/2" MIP (Tapped 3/8" FIP)
3MV6	5/8" OD x 1/2" MIP EFV
31V4	1/2" OD x 1/2" MIP EFV
31V2	3/8" OD x 1/2" MIP EFV
31V1	3/8" OD x 1/2" MIP EFV (for use w/ 60" and 72" connectors)
32	1/2" FIP
33	1/2" MIP Elbow
34	1/2" FIP Elbow
35	1/2" FIP Straight Connector Valve
36	1/2" FIP Angle Connector Valve
41	3/4" MIP (Tapped 1/2" FIP)
41V5	5/8 OD x 3/4 MIP EFV
42	3/4" FIP
43	3/4" MIP Elbow
44	3/4" FIP Elbow
45	3/4" FIP Straight Connector Valve
46	3/4" FIP Angle Connector Valve
51	1" MIP (Tapped 3/4" FIP)
52	1" FIP
61	1-1/4" MIP (Tapped 1" FIP)
62	1-1/4" FIP
98	Nut Only

Character 5:
Nominal length in inches. (choose one) 12

18 | 24 | 30 | 36 | 48 | 60 | 72

Fittings and Gas Shutoff Valves



Character 1:
Style of accessory (fitting or valve)

Part #	Description
90	Fitting
91	Connector Valve
92	Straight Valve
93	Angle Connector Valve
94	Full Port Valve
95	Elbow

Characters 2 & 3:
Choice of fitting or valve for both ends of connector (choose two)

Part #	Description
10	3/8" OD Flare
31-V1R	3/8" OD x 1/2" MIP EFV (For use with 60" and 72" connectors)
31-V2R	3/8" OD x 1/2" MIP EFV
20	1/2" OD Flare
31-V4R	1/2" OD x 1/2" MIP EFV
21	3/8" MIP (Tapped 1/4" FIP)
22	3/8" FIP
30	5/8" OD Flare (15/16"-16 Thread)
3M-V6R	5/8" OD x 1/2" MIP (No Female) EFV
41-V5R	5/8" OD x 3/4" MIP
31	1/2" MIP (Tapped 3/8" FIP)
32	1/2" FIP
40	1" OD Flare
41	3/4" MIP (Tapped 1/2" FIP)
42	3/4" FIP
50	1-1/4" OD Flare
51	1" MIP (Tapped 3/4" FIP)
52	1" FIP
60	1-1/2" OD Flare
61	1-1/4" MIP (Tapped 1" FIP)
62	1-1/4" FIP



Made in USA

**Supr-Safe® Stainless Steel
With SuprSense EFV (Excess Flow Valve)**

MIP end

MIP EFV end



30 Series
5/8" OD (1/2" ID)



Model Number	Ordering Code	Description	Pack Quantity	Pack Weight (lbs)
XL30-4141V5-36	0241897	3/4" MIP x 3/4" MIP SuprSense x 36"L	20	24
XL30-3141V5-36	0241898	1/2" MIP x 3/4" MIP SuprSense x 36"L	20	24
XL30-313MV6-36	0241899	1/2" MIP x 1/2" MIP(no female) SuprSense x 36"L	20	24
XL30-4141V5-48	0241927	3/4" MIP x 3/4" MIP SuprSense x 48"L	20	27
XL30-3141V5-48	0241928	1/2" MIP x 3/4" MIP SuprSense x 48"L	20	27
XL30-313MV6-48	0241929	1/2" MIP x 1/2" MIP(no female) SuprSense x 48"L	20	27
XL30-4141V5-60	0241949	3/4" MIP x 3/4" MIP SuprSense x 60"L	10	15
XL30-3141V5-60	0241950	1/2" MIP x 3/4" MIP SuprSense x 60"L	10	15
XL30-313MV6-60	0241951	1/2" MIP x 1/2" MIP(no female) SuprSense x 60"L	10	15
XL30-4141V5-72	0241971	3/4" MIP x 3/4" MIP SuprSense x 72"L	10	17
XL30-3141V5-72	0241972	1/2" MIP x 3/4" MIP SuprSense x 72"L	10	17
XL30-313MV6-72	0241973	1/2" MIP x 1/2" MIP(no female) SuprSense x 72"L	10	17

FIP end

MIP end



Standard Fittings

Model Number	Ordering Code	Description	Pack Quantity	Pack Weight (lbs)
30-4141-36	0240588	3/4" MIP x 3/4" MIP x 36"L	25	26
30-3141-36	0240156	1/2" MIP x 3/4" MIP x 36"L	25	25
30-3131-36	0240146	1/2" MIP x 1/2" MIP x 36"L	25	24
30-3242-36	0240543	1/2" FIP x 3/4" FIP x 36"L	25	24
30-4242-36	0240169	3/4" FIP x 3/4" FIP x 36"L	25	25
30-3232-36	0240164	1/2" FIP x 1/2" FIP x 36"L	25	22
30-3132-36	0240152	1/2" MIP x 1/2" FIP x 36"L	25	23
30-3142-36	0240160	1/2" MIP x 3/4" FIP x 36"L	25	24
30-3135-36	0240778	1/2" MIP x 1/2" FIP Ball Valve x 36"L	25	30
30-3235-36	0242390	1/2" FIP x 1/2" FIP Ball Valve x 36"L	25	30
30-4141-48	0240678	3/4" MIP x 3/4" MIP x 48"L	25	30
30-3141-48	0240157	1/2" MIP x 3/4" MIP x 48"L	25	29
30-3131-48	0240147	1/2" MIP x 1/2" MIP x 48"L	25	28
30-3242-48	0240649	1/2" FIP x 3/4" FIP x 48"L	25	27
30-4242-48	0240170	3/4" FIP x 3/4" FIP x 48"L	25	29
30-3232-48	0240165	1/2" FIP x 1/2" FIP x 48"L	25	26
30-3132-48	0240153	1/2" MIP x 1/2" FIP x 48"L	25	27
30-3142-48	0240161	1/2" MIP x 3/4" FIP x 48"L	25	28
30-3135-48	0240831	1/2" MIP x 1/2" FIP Ball Valve x 48"L	25	27
30-3235-48	0240823	1/2" FIP x 1/2" FIP Ball Valve x 48"L	25	27
30-4141-60	0240773	3/4" MIP x 3/4" MIP x 60"L	12	17
30-3141-60	0240158	1/2" MIP x 3/4" MIP x 60"L	12	16
30-3131-60	0240148	1/2" MIP x 1/2" MIP x 60"L	12	16
30-3242-60	0240753	1/2" FIP x 3/4" FIP x 60"L	12	16
30-4242-60	0240171	3/4" FIP x 3/4" FIP x 60"L	12	16
30-3232-60	0240166	1/2" FIP x 1/2" FIP x 60"L	12	15
30-3132-60	0240154	1/2" MIP x 1/2" FIP x 60"L	12	15
30-3142-60	0240162	1/2" MIP x 3/4" FIP x 60"L	12	16
30-3135-60	0240894	1/2" MIP x 1/2" FIP Ball Valve x 60"L	12	19
30-3235-60	0240893	1/2" FIP x 1/2" FIP Ball Valve x 60"L	12	18
30-4141-72	0240820	3/4" MIP x 3/4" MIP x 72"L	12	18
30-3141-72	0240159	1/2" MIP x 3/4" MIP x 72"L	12	18
30-3131-72	0240149	1/2" MIP x 1/2" MIP x 72"L	12	17
30-3242-72	0240794	1/2" FIP x 3/4" FIP x 72"L	12	17
30-4242-72	0240816	3/4" FIP x 3/4" FIP x 72"L	12	18
30-3232-72	0240783	1/2" FIP x 1/2" FIP x 72"L	12	17
30-3132-72	0240787	1/2" MIP x 1/2" FIP x 72"L	12	17
30-3142-72	0240801	1/2" MIP x 3/4" FIP x 72"L	12	18
30-3135-72	0240913	1/2" FIP x 1/2" FIP Ball Valve x 72"L	12	20
30-3235-72	0242391	1/2" FIP x 1/2" FIP Ball Valve x 72"L	12	20

* For additional configuration including nut x nut connectors see Gas Appliance Connectors and Plumbing Supplies Pricing Book or visit the Dormont website www.dormont.com

** For product specifications see page 28

*** Retail bagged connectors available upon request

Note: Product Charts Represent Most Popular Configurations for the Specific Application.

SAFETY SHIELD®

30C Series
5/8" OD (1/2" ID)

Part#	EXAMPLE				
	3	0C	31	32	48
Character	1	2	3	4	5

Connection End Guide

Characters 3 & 4:
Choice of fitting or valve for both ends of connector (choose two)

Part #	
21	3/8" MIP (Tapped 1/4" FIP)
22	3/8" FIP
23	3/8" MIP Elbow
24	3/8" FIP Elbow
31	1/2" MIP (Tapped 3/8" FIP)
3MV6	5/8" OD x 1/2" MIP EFV
31V4	1/2" OD x 1/2" MIP EFV
31V2	3/8" OD x 1/2" MIP EFV
31V1	3/8" OD x 1/2" MIP EFV (for use w/ 60" and 72" connectors)
32	1/2" FIP
33	1/2" MIP Elbow
34	1/2" FIP Elbow
35	1/2" FIP Straight Connector Valve
36	1/2" FIP Angle Connector Valve
41	3/4" MIP (Tapped 1/2" FIP)
41V5	5/8 OD x 3/4 MIP EFV
42	3/4" FIP
43	3/4" MIP Elbow
44	3/4" FIP Elbow
45	3/4" FIP Straight Connector Valve
46	3/4" FIP Angle Connector Valve
51	1" MIP (Tapped 3/4" FIP)
52	1" FIP
61	1-1/4" MIP (Tapped 1" FIP)
62	1-1/4" FIP
98	Nut Only



Made in USA

SafetyShield® Yellow Coated
Stainless Steel

With SuprSense EFV (Excess Flow Valve)

MIP end

MIP EFV end



Model Number	Ordering Code	Description	Pack Quantity	Pack Weight (lbs)
XL30C-4141V5-36	0241894	3/4" MIP x 3/4" MIP SuprSense x 36"L Coated	20	24
XL30C-3141V5-36	0241895	1/2" MIP x 3/4" MIP SuprSense x 36"L Coated	20	24
XL30C-313MV6-36	0241896	1/2" MIP x 1/2" MIP(no female) SuprSense x 36"L Coated	20	24
XL30C-4141V5-48	0241924	3/4" MIP x 3/4" MIP SuprSense x 48"L Coated	20	27
XL30C-3141V5-48	0241925	1/2" MIP x 3/4" MIP SuprSense x 48"L Coated	20	27
XL30C-313MV6-48	0241926	1/2" MIP x 1/2" MIP(no female) SuprSense x 48"L Coated	20	27
XL30C-4141V5-60	0241946	3/4" MIP x 3/4" MIP SuprSense x 60"L Coated	10	15
XL30C-3141V5-60	0241947	1/2" MIP x 3/4" MIP SuprSense x 60"L Coated	10	15
XL30C-313MV6-60	0241948	1/2" MIP x 1/2" MIP(no female) SuprSense x 60"L Coated	10	15
XL30C-4141V5-72	0241968	3/4" MIP x 3/4" MIP SuprSense x 72"L Coated	10	17
XL30C-3141V5-72	0241969	1/2" MIP x 3/4" MIP SuprSense x 72"L Coated	10	17
XL30C-313MV6-72	0241970	1/2" MIP x 1/2" MIP(no female) SuprSense x 72"L Coated	10	17

FIP end

MIP end



Standard Fittings

Model Number	Ordering Code	Description	Pack Quantity	Pack Weight (lbs)
30C-4141-36	0240715	3/4" MIP x 3/4" MIP x 36"L Coated	25	26
30C-3141-36	0240701	1/2" MIP x 3/4" MIP x 36"L Coated	25	25
30C-3131-36	0240173	1/2" MIP x 1/2" MIP x 36"L Coated	25	24
30C-3242-36	0242451	1/2" FIP x 3/4" FIP x 36"L Coated	25	24
30C-4242-36	0240711	3/4" FIP x 3/4" FIP x 36"L Coated	25	25
30C-3232-36	0240182	1/2" FIP x 1/2" FIP x 36"L Coated	25	22
30C-3132-36	0240178	1/2" MIP x 1/2" FIP x 36"L Coated	25	23
30C-3142-36	0015603	1/2" MIP x 3/4" FIP x 36"L Coated	25	24
30C-3135-36	0240854	1/2" MIP x 1/2" FIP Ball Valve x 36"L Coated	25	30
30C-3235-36	0242419	1/2" FIP x 1/2" FIP Ball Valve x 36"L Coated	25	38
30C-4141-48	0240774	3/4" MIP x 3/4" MIP x 48"L Coated	25	30
30C-3141-48	0240180	1/2" MIP x 3/4" MIP x 48"L Coated	25	29
30C-3131-48	0240174	1/2" MIP x 1/2" MIP x 48"L Coated	25	28
30C-3242-48	0240754	1/2" FIP x 3/4" FIP x 48"L Coated	25	27
30C-4242-48	0240771	3/4" FIP x 3/4" FIP x 48"L Coated	25	29
30C-3232-48	0240724	1/2" FIP x 1/2" FIP x 48"L Coated	25	26
30C-3132-48	0240179	1/2" MIP x 1/2" FIP x 48"L Coated	25	27
30C-3142-48	0240181	1/2" MIP x 3/4" FIP x 48"L Coated	25	28
30C-3135-48	0240895	1/2" MIP x 1/2" FIP Ball Valve x 48"L Coated	20	27
30C-3235-48	0242051	1/2" FIP x 1/2" FIP Ball Valve x 48"L Coated	20	27
30C-4141-60	0240848	3/4" MIP x 3/4" MIP x 60"L Coated	12	17
30C-3141-60	0240836	1/2" MIP x 3/4" MIP x 60"L Coated	12	16
30C-3131-60	0240175	1/2" MIP x 1/2" MIP x 60"L Coated	12	16
30C-3242-60	0240824	1/2" FIP x 3/4" FIP x 60"L Coated	12	16
30C-4242-60	0240846	3/4" FIP x 3/4" FIP x 60"L Coated	12	16
30C-3232-60	0240804	1/2" FIP x 1/2" FIP x 60"L Coated	12	15
30C-3132-60	0240807	1/2" MIP x 1/2" FIP x 60"L Coated	12	15
30C-3142-60	0240835	1/2" MIP x 3/4" FIP x 60"L Coated	12	16
30C-4132-60	0240825	3/4" MIP x 1/2" FIP x 60"L Coated	12	16
30C-3135-60	0242411	1/2" MIP x 1/2" FIP Ball Valve x 60"L Coated	12	19
30C-3235-60	0242052	1/2" FIP x 1/2" FIP Ball Valve x 60"L Coated	12	18
30C-3141-72	0240877	1/2" MIP x 3/4" MIP x 72"L Coated	12	18
30C-3131-72	0240859	1/2" MIP x 1/2" MIP x 72"L Coated	12	17
30C-3242-72	0240870	1/2" FIP x 3/4" FIP x 72"L Coated	12	17
30C-4242-72	0240887	3/4" FIP x 3/4" FIP x 72"L Coated	12	18
30C-3232-72	0240855	1/2" FIP x 1/2" FIP x 72"L Coated	12	17
30C-3132-72	0240857	1/2" MIP x 1/2" FIP x 72"L Coated	12	17
30C-3142-72	0240873	1/2" MIP x 3/4" FIP x 72"L Coated	12	18
30C-3135-72	0242412	1/2" MIP x 1/2" FIP Ball Valve x 72"L Coated	12	20
30C-3235-72	0242053	1/2" FIP x 1/2" FIP Ball Valve x 72"L Coated	12	20

* For additional configuration including nut x nut connectors see Gas Appliance Connectors and Plumbing Supplies Pricing Book or visit the Dormont website www.dormont.com

** For product specifications see page 29

*** Retail bagged connectors available upon request

Note: Product Charts Represent Most Popular Configurations for the Specific Application.



Supr-Safe® Stainless Steel
With SuprSense EFV (Excess Flow Valve)

MIP end

MIP EFV end



30 Series
5/8" OD (1/2" ID)



Model Number	Ordering Code	Description	Pack Quantity	Pack Weight (lbs)
XL30-4141V5-12	0241768	3/4" MIP x 3/4" MIP SuprSense x 12"L	20	18
XL30-3141V5-12	0241769	1/2" MIP x 3/4" MIP SuprSense x 12"L	20	18
XL30-313MV6-12	0241770	1/2" MIP x 1/2" MIP(no female) SuprSense x 12"L	20	18
XL30-4141V5-18	0241801	3/4" MIP x 3/4" MIP SuprSense x 18"L	20	20
XL30-3141V5-18	0241802	1/2" MIP x 3/4" MIP SuprSense x 18"L	20	20
XL30-313MV6-18	0241803	1/2" MIP x 1/2" MIP(no female) SuprSense x 18"L	20	20
XL30-4141V5-24	0241834	3/4" MIP x 3/4" MIP SuprSense x 24"L	20	21
XL30-3141V5-24	0241835	1/2" MIP x 3/4" MIP SuprSense x 24"L	20	21
XL30-313MV6-24	0241836	1/2" MIP x 1/2" MIP(no female) SuprSense x 24"L	20	21
XL30-4141V5-30	0241867	3/4" MIP x 3/4" MIP SuprSense x 30"L	20	23
XL30-3141V5-30	0241868	1/2" MIP x 3/4" MIP SuprSense x 30"L	20	23
XL30-313MV6-30	0241869	1/2" MIP x 1/2" MIP(no female) SuprSense x 30"L	20	23
XL30-4141V5-36	0241897	3/4" MIP x 3/4" MIP SuprSense x 36"L	20	24
XL30-3141V5-36	0241898	1/2" MIP x 3/4" MIP SuprSense x 36"L	20	24
XL30-313MV6-36	0241899	1/2" MIP x 1/2" MIP(no female) SuprSense x 36"L	20	24

FIP end

MIP end



Standard Gas Fittings

Model Number	Ordering Code	Description	Pack Quantity	Pack Weight (lbs)
30-3141-12	0240366	1/2" MIP x 3/4" MIP x 12"L	25	18
30-3131-12	0240343	1/2" MIP x 1/2" MIP x 12"L	25	17
30-4242-12	0240387	3/4" FIP x 3/4" FIP x 12"L	25	18
30-3232-12	0240326	1/2" FIP x 1/2" FIP x 12"L	25	16
30-3132-12	0240335	1/2" MIP x 1/2" FIP x 12"L	25	16
30-3135-12	0240681	1/2" MIP x 1/2" FIP Ball Valve x 12"L	25	23
30-3235-12	0240674	1/2" FIP x 1/2" FIP Ball Valve x 12"L	25	23
30-3141-18	0240416	1/2" MIP x 3/4" MIP x 18"L	25	20
30-3131-18	0240144	1/2" MIP x 1/2" MIP x 18"L	25	18
30-4242-18	0240441	3/4" FIP x 3/4" FIP x 18"L	25	19
30-3232-18	0240368	1/2" FIP x 1/2" FIP x 18"L	25	17
30-3132-18	0240150	1/2" MIP x 1/2" FIP x 18"L	25	18
30-3135-18	0240155	1/2" MIP x 1/2" FIP Ball Valve x 18"L	25	24
30-3235-18	0242388	1/2" FIP x 1/2" FIP Ball Valve x 18"L	25	24
30-3141-24	0240463	1/2" MIP x 3/4" MIP x 24"L	25	22
30-3131-24	0240145	1/2" MIP x 1/2" MIP x 24"L	25	21
30-4242-24	0240491	3/4" FIP x 3/4" FIP x 24"L	25	22
30-3232-24	0240163	1/2" FIP x 1/2" FIP x 24"L	25	19
30-3132-24	0240151	1/2" MIP x 1/2" FIP x 24"L	25	20
30-3135-24	0240735	1/2" MIP x 1/2" FIP Ball Valve x 24"L	25	26
30-3235-24	0240729	1/2" FIP x 1/2" FIP Ball Valve x 24"L	25	26
30-3141-30	0240538	1/2" MIP x 3/4" MIP x 30"L	25	23
30-3131-30	0240493	1/2" MIP x 1/2" MIP x 30"L	25	22
30-4242-30	0240568	3/4" FIP x 3/4" FIP x 30"L	25	23
30-3232-30	0240472	1/2" FIP x 1/2" FIP x 30"L	25	21
30-3132-30	0240483	1/2" MIP x 1/2" FIP x 30"L	25	21
30-3135-30	0240767	1/2" MIP x 1/2" FIP Ball Valve x 30"L	25	28
30-3235-30	0242389	1/2" FIP x 1/2" FIP Ball Valve x 30"L	25	27
30-3141-36	0240156	1/2" MIP x 3/4" MIP x 36"L	25	25
30-3131-36	0240146	1/2" MIP x 1/2" MIP x 36"L	25	24
30-4242-36	0240169	3/4" FIP x 3/4" FIP x 36"L	25	25
30-3232-36	0240164	1/2" FIP x 1/2" FIP x 36"L	25	22
30-3132-36	0240152	1/2" MIP x 1/2" FIP x 36"L	25	23
30-3135-36	0240778	1/2" MIP x 1/2" FIP Ball Valve x 36"L	25	30
30-3235-36	0242390	1/2" FIP x 1/2" FIP Ball Valve x 36"L	25	29

* For additional configuration including nut x nut connectors see Gas Appliance Connectors and Plumbing Supplies Pricing Book or visit the Dormont website www.dormont.com

** For product specifications see page 28

*** Retail bagged connectors available upon request

Note: Product Charts Represent Most Popular Configurations for the Specific Application.

SAFETY SHIELD®

30C Series
5/8" OD (1/2" ID)

Part#	EXAMPLE				
	3	0C	31	32	48
Character	1	2	3	4	5

Connection End Guide

Characters 3 & 4:
Choice of fitting or valve for both ends of connector (choose two)

Part #	
21	3/8" MIP (Tapped 1/4" FIP)
22	3/8" FIP
23	3/8" MIP Elbow
24	3/8" FIP Elbow
31	1/2" MIP (Tapped 3/8" FIP)
3MV6	5/8" OD x 1/2" MIP EFV
31V4	1/2" OD x 1/2" MIP EFV
31V2	3/8" OD x 1/2" MIP EFV
31V1	3/8" OD x 1/2" MIP EFV (for use w/ 60" and 72" connectors)
32	1/2" FIP
33	1/2" MIP Elbow
34	1/2" FIP Elbow
35	1/2" FIP Straight Connector Valve
36	1/2" FIP Angle Connector Valve
41	3/4" MIP (Tapped 1/2" FIP)
41V5	5/8 OD x 3/4 MIP EFV
42	3/4" FIP
43	3/4" MIP Elbow
44	3/4" FIP Elbow
45	3/4" FIP Straight Connector Valve
46	3/4" FIP Angle Connector Valve
51	1" MIP (Tapped 3/4" FIP)
52	1" FIP
61	1-1/4" MIP (Tapped 1" FIP)
62	1-1/4" FIP
98	Nut Only



SafetyShield® Yellow Coated Stainless Steel With SuprSense EFV (Excess Flow Valve)



Model Number	Ordering Code	Description	Pack Quantity	Pack Weight (lbs)
XL30C-4141V5-12	0241765	3/4" MIP x 3/4" MIP SuprSense x 12"L Coated	20	18
XL30C-3141V5-12	0241766	1/2" MIP x 3/4" MIP SuprSense x 12"L Coated	20	18
XL30C-313MV6-12	0241767	1/2" MIP x 1/2" MIP(no female) SuprSense x 12"L Coated	20	18
XL30C-4141V5-18	0241798	3/4" MIP x 3/4" MIP SuprSense x 18"L Coated	20	20
XL30C-3141V5-18	0241799	1/2" MIP x 3/4" MIP SuprSense x 18"L Coated	20	20
XL30C-313MV6-18	0241800	1/2" MIP x 1/2" MIP(no female) SuprSense x 18"L Coated	20	20
XL30C-4141V5-24	0241831	3/4" MIP x 3/4" MIP SuprSense x 24"L Coated	20	21
XL30C-3141V5-24	0241832	1/2" MIP x 3/4" MIP SuprSense x 24"L Coated	20	21
XL30C-313MV6-24	0241833	1/2" MIP x 1/2" MIP(no female) SuprSense x 24"L Coated	20	21
XL30C-4141V5-30	0241864	3/4" MIP x 3/4" MIP SuprSense x 30"L Coated	20	23
XL30C-3141V5-30	0241865	1/2" MIP x 3/4" MIP SuprSense x 30"L Coated	20	23
XL30C-313MV6-30	0241866	1/2" MIP x 1/2" MIP(no female) SuprSense x 30"L Coated	20	23
XL30C-4141V5-36	0241894	3/4" MIP x 3/4" MIP SuprSense x 36"L Coated	20	24
XL30C-3141V5-36	0241895	1/2" MIP x 3/4" MIP SuprSense x 36"L Coated	20	24
XL30C-313MV6-36	0241896	1/2" MIP x 1/2" MIP(no female) SuprSense x 36"L Coated	20	24

Standard Gas Fittings



Model Number	Ordering Code	Description	Pack Quantity	Pack Weight (lbs)
30C-3141-12	0240485	1/2" MIP x 3/4" MIP x 12"L Coated	25	18
30C-3131-12	0240455	1/2" MIP x 1/2" MIP x 12"L Coated	25	17
30C-4242-12	0240522	3/4" FIP x 3/4" FIP x 12"L Coated	25	18
30C-3232-12	0240434	1/2" FIP x 1/2" FIP x 12"L Coated	25	16
30C-3132-12	0240442	1/2" MIP x 1/2" FIP x 12"L Coated	25	16
30C-3135-12	0240749	1/2" MIP x 1/2" FIP Ball Valve x 12"L Coated	25	23
30C-3235-12	0242049	1/2" FIP x 1/2" FIP Ball Valve x 12"L Coated	25	23
30C-3141-18	0240560	1/2" MIP x 3/4" MIP x 18"L Coated	25	20
30C-3131-18	0240521	1/2" MIP x 1/2" MIP x 18"L Coated	25	18
30C-4242-18	0240590	3/4" FIP x 3/4" FIP x 18"L Coated	25	19
30C-3232-18	0240495	1/2" FIP x 1/2" FIP x 18"L Coated	25	17
30C-3132-18	0240176	1/2" MIP x 1/2" FIP x 18"L Coated	25	18
30C-3135-18	0240782	1/2" MIP x 1/2" FIP Ball Valve x 18"L Coated	25	24
30C-3235-18	0240776	1/2" FIP x 1/2" FIP Ball Valve x 18"L Coated	25	24
30C-3141-24	0240615	1/2" MIP x 3/4" MIP x 24"L Coated	25	22
30C-3131-24	0240172	1/2" MIP x 1/2" MIP x 24"L Coated	25	21
30C-4242-24	0240633	3/4" FIP x 3/4" FIP x 24"L Coated	25	22
30C-3232-24	0240564	1/2" FIP x 1/2" FIP x 24"L Coated	25	19
30C-3132-24	0240177	1/2" MIP x 1/2" FIP x 24"L Coated	25	20
30C-3135-24	0240799	1/2" MIP x 1/2" FIP Ball Valve x 24"L Coated	25	26
30C-3235-24	0242418	1/2" FIP x 1/2" FIP Ball Valve x 24"L Coated	25	26
30C-3141-30	0240666	1/2" MIP x 3/4" MIP x 30"L Coated	25	23
30C-3131-30	0240639	1/2" MIP x 1/2" MIP x 30"L Coated	25	22
30C-4242-30	0240684	3/4" FIP x 3/4" FIP x 30"L Coated	25	23
30C-3232-30	0240622	1/2" FIP x 1/2" FIP x 30"L Coated	25	21
30C-3132-30	0240628	1/2" MIP x 1/2" FIP x 30"L Coated	25	21
30C-3135-30	0242410	1/2" MIP x 1/2" FIP Ball Valve x 30"L Coated	25	28
30C-3235-30	0242050	1/2" FIP x 1/2" FIP Ball Valve x 30"L Coated	25	27
30C-3141-36	0240701	1/2" MIP x 3/4" MIP x 36"L Coated	25	25
30C-3131-36	0240173	1/2" MIP x 1/2" MIP x 36"L Coated	25	24
30C-4242-36	0240711	3/4" FIP x 3/4" FIP x 36"L Coated	25	25
30C-3232-36	0240182	1/2" FIP x 1/2" FIP x 36"L Coated	25	23
30C-3132-36	0240178	1/2" MIP x 1/2" FIP x 36"L Coated	25	23
30C-3135-36	0240854	1/2" MIP x 1/2" FIP Ball Valve x 36"L Coated	25	30
30C-3235-36	0242419	1/2" FIP x 1/2" FIP Ball Valve x 36"L Coated	25	29

* For additional configuration including nut x nut connectors see Gas Appliance Connectors and Plumbing Supplies Pricing Book or visit the Dormont website www.dormont.com

** For product specifications see page 29

*** Retail bagged connectors available upon request

Note: Product Charts Represent Most Popular Configurations for the Specific Application.



20 Series
1/2" OD (3/8" ID)



Supr-Safe® Stainless Steel
With SuprSense EFV (Excess Flow Valve)

MIP end

MIP EFV end



Model Number	Ordering Code	Description	Pack Quantity	Pack Weight (lbs)
20-3131V4-36	0241904	1/2" MIP x 1/2" MIP SuprSense x 36"L	20	20
20-2131V4-36	0241905	3/8" MIP x 1/2" MIP SuprSense x 36"L	20	19
20-2231V4-36	0241906	3/8" FIP x 1/2" MIP SuprSense x 36"L	20	19
20-3231V4-36	0241907	1/2" FIP x 1/2" MIP SuprSense x 36"L	20	21
20-3131V4-48	0241934	1/2" MIP x 1/2" MIP SuprSense x 48"L	20	23
20-2131V4-48	0241935	3/8" MIP x 1/2" MIP SuprSense x 48"L	20	21
20-2231V4-48	0241936	3/8" FIP x 1/2" MIP SuprSense x 48"L	20	22
20-3231V4-48	0241937	1/2" FIP x 1/2" MIP SuprSense x 48"L	20	23
20-3131V4-60	0241956	1/2" MIP x 1/2" MIP SuprSense x 60"L	10	13
20-2131V4-60	0241957	3/8" MIP x 1/2" MIP SuprSense x 60"L	10	12
20-2231V4-60	0241958	3/8" FIP x 1/2" MIP SuprSense x 60"L	10	13
20-3231V4-60	0241959	1/2" FIP x 1/2" MIP SuprSense x 60"L	10	13
20-3131V4-72	0241978	1/2" MIP x 1/2" MIP SuprSense x 72"L	10	15
20-2131V4-72	0241979	3/8" MIP x 1/2" MIP SuprSense x 72"L	10	14
20-2231V4-72	0241980	3/8" FIP x 1/2" MIP SuprSense x 72"L	10	14
20-3231V4-72	0241981	1/2" FIP x 1/2" MIP SuprSense x 72"L	10	15

FIP end

MIP end



Standard Gas Fittings

Model Number	Ordering Code	Description	Pack Quantity	Pack Weight (lbs)
20-3131-36	0240119	1/2" MIP x 1/2" MIP x 36"L	25	19
20-2131-36	0240403	3/8" MIP x 1/2" MIP x 36"L	25	17
20-2232-36	0240364	3/8" FIP x 1/2" FIP x 36"L	25	17
20-3122-36	0240372	1/2" MIP x 3/8" FIP x 36"L	25	18
20-3132-36	0240126	1/2" MIP x 1/2" FIP x 36"L	25	19
20-3135-36	0240132	1/2" MIP x 1/2" FIP Ball Valve x 36"L	25	26
20-3131-48	0240120	1/2" MIP x 1/2" MIP x 48"L	25	22
20-2131-48	0240487	3/8" MIP x 1/2" MIP x 48"L	25	20
20-2232-48	0240449	3/8" FIP x 1/2" FIP x 48"L	25	21
20-3122-48	0240458	1/2" MIP x 3/8" FIP x 48"L	25	21
20-3132-48	0240127	1/2" MIP x 1/2" FIP x 48"L	25	22
20-3135-48	0240747	1/2" MIP x 1/2" FIP Ball Valve x 48"L	25	28
20-3131-60	0240121	1/2" MIP x 1/2" MIP x 60"L	12	13
20-2131-60	0242455	3/8" MIP x 1/2" MIP x 60"L	12	12
20-2232-60	0240601	3/8" FIP x 1/2" FIP x 60"L	12	12
20-3122-60	0240586	1/2" MIP x 3/8" FIP x 60"L	12	12
20-3132-60	0240128	1/2" MIP x 1/2" FIP x 60"L	12	12
20-3135-60	0240809	1/2" MIP x 1/2" FIP Ball Valve x 60"L	12	16
20-3131-72	0240122	1/2" MIP x 1/2" MIP x 72"L	12	14
20-2131-72	0242458	3/8" MIP x 1/2" MIP x 72"L	12	14
20-3122-72	0240680	1/2" MIP x 3/8" FIP x 72"L	12	14
20-3132-72	0240129	1/2" MIP x 1/2" FIP x 72"L	12	14
20-3135-72	0240853	1/2" MIP x 1/2" FIP Ball Valve x 72"L	12	18

* For additional configuration including nut x nut connectors see Gas Appliance Connectors and Plumbing Supplies Pricing Book or visit the Dormont website www.dormont.com

** For product specifications see page 28

*** Retail bagged connectors available upon request

Note: Product Charts Represent Most Popular Configurations for the Specific Application.

SAFETY SHIELD®

20C Series
1/2" OD (3/8" ID)

Part#	EXAMPLE				
	3	0C	31	32	48
Character	1	2	3	4	5

Connection End Guide

Characters 3 & 4:
Choice of fitting or valve for both ends of connector (choose two)

Part #	
21	3/8" MIP (Tapped 1/4" FIP)
22	3/8" FIP
23	3/8" MIP Elbow
24	3/8" FIP Elbow
31	1/2" MIP (Tapped 3/8" FIP)
3MV6	5/8" OD x 1/2" MIP EFV
31V4	1/2" OD x 1/2" MIP EFV
31V2	3/8" OD x 1/2" MIP EFV
31V1	3/8" OD x 1/2" MIP EFV (for use w/ 60" and 72" connectors)
32	1/2" FIP
33	1/2" MIP Elbow
34	1/2" FIP Elbow
35	1/2" FIP Straight Connector Valve
36	1/2" FIP Angle Connector Valve
41	3/4" MIP (Tapped 1/2" FIP)
41V5	5/8 OD x 3/4 MIP EFV
42	3/4" FIP
43	3/4" MIP Elbow
44	3/4" FIP Elbow
45	3/4" FIP Straight Connector Valve
46	3/4" FIP Angle Connector Valve
51	1" MIP (Tapped 3/4" FIP)
52	1" FIP
61	1-1/4" MIP (Tapped 1" FIP)
62	1-1/4" FIP
98	Nut Only



SafetyShield® Yellow Coated Stainless Steel With SuprSense EFV (Excess Flow Valve)



Model Number	Ordering Code	Description	Pack Quantity	Pack Weight (lbs)
20C-3131V4-36	0241900	1/2" MIP x 1/2" MIP SuprSense x 36"L Coated	20	20
20C-2131V4-36	0241901	3/8" MIP x 1/2" MIP SuprSense x 36"L Coated	20	19
20C-2231V4-36	0241902	3/8" FIP x 1/2" MIP SuprSense x 36"L Coated	20	19
20C-3231V4-36	0241903	1/2" FIP x 1/2" MIP SuprSense x 36"L Coated	20	21
20C-3131V4-48	0241930	1/2" MIP x 1/2" MIP SuprSense x 48"L Coated	20	23
20C-2131V4-48	0241931	3/8" MIP x 1/2" MIP SuprSense x 48"L Coated	20	21
20C-2231V4-48	0241932	3/8" FIP x 1/2" MIP SuprSense x 48"L Coated	20	22
20C-3231V4-48	0241933	1/2" FIP x 1/2" MIP SuprSense x 48"L Coated	20	23
20C-3131V4-60	0241952	1/2" MIP x 1/2" MIP SuprSense x 60"L Coated	10	13
20C-2131V4-60	0241953	3/8" MIP x 1/2" MIP SuprSense x 60"L Coated	10	12
20C-2231V4-60	0241954	3/8" FIP x 1/2" MIP SuprSense x 60"L Coated	10	13
20C-3231V4-60	0241955	1/2" FIP x 1/2" MIP SuprSense x 60"L Coated	10	13
20C-3131V4-72	0241974	1/2" MIP x 1/2" MIP SuprSense x 72"L Coated	10	15
20C-2131V4-72	0241975	3/8" MIP x 1/2" MIP SuprSense x 72"L Coated	10	14
20C-2231V4-72	0241976	3/8" FIP x 1/2" MIP SuprSense x 72"L Coated	10	14
20C-3231V4-72	0241977	1/2" FIP x 1/2" MIP SuprSense x 72"L Coated	10	15

Standard Gas Fittings



Model Number	Ordering Code	Description	Pack Quantity	Pack Weight (lbs)
20C-3131-36	0240137	1/2" MIP x 1/2" MIP x 36"L Coated	25	19
20C-2131-36	0240559	3/8" MIP x 1/2" MIP x 36"L Coated	25	17
20C-2232-36	0240506	3/8" FIP x 1/2" FIP x 36"L Coated	25	17
20C-3122-36	0240512	1/2" MIP x 3/8" FIP x 36"L Coated	25	18
20C-3132-36	0240141	1/2" MIP x 1/2" FIP x 36"L Coated	25	19
20C-3135-36	0240775	1/2" MIP x 1/2" FIP Ball Valve x 36"L Coated	25	26
20C-3131-48	0240138	1/2" MIP x 1/2" MIP x 48"L Coated	25	22
20C-2131-48	0240643	3/8" MIP x 1/2" MIP x 48"L Coated	25	20
20C-2232-48	0240608	3/8" FIP x 1/2" FIP x 48"L Coated	25	21
20C-3122-48	0240618	1/2" MIP x 3/8" FIP x 48"L Coated	25	21
20C-3132-48	0240142	1/2" MIP x 1/2" FIP x 48"L Coated	25	22
20C-3135-48	0240815	1/2" MIP x 1/2" FIP Ball Valve x 48"L Coated	25	29
20C-3131-60	0240741	1/2" MIP x 1/2" MIP x 60"L Coated	12	13
20C-2131-60	0240727	3/8" MIP x 1/2" MIP x 60"L Coated	12	12
20C-2232-60	0240709	3/8" FIP x 1/2" FIP x 60"L Coated	12	12
20C-3122-60	0240713	1/2" MIP x 3/8" FIP x 60"L Coated	12	12
20C-3132-60	0240731	1/2" MIP x 1/2" FIP x 60"L Coated	12	12
20C-3135-60	0240872	1/2" MIP x 1/2" FIP Ball Valve x 60"L Coated	12	16
20C-3131-72	0240791	1/2" MIP x 1/2" MIP x 72"L Coated	12	14
20C-2131-72	0240786	3/8" MIP x 1/2" MIP x 72"L Coated	12	14
20C-2232-72	0240764	3/8" FIP x 1/2" FIP x 72"L Coated	12	14
20C-3122-72	0240768	1/2" MIP x 3/8" FIP x 72"L Coated	12	14
20C-3132-72	0240788	1/2" MIP x 1/2" FIP x 72"L Coated	12	14
20C-3135-72	0240905	1/2" MIP x 1/2" FIP Ball Valve x 72"L Coated	12	18

* For additional configuration including nut x nut connectors see Gas Appliance Connectors and Plumbing Supplies Pricing Book or visit the Dormont website www.dormont.com

** For product specifications see page 29

*** Retail bagged connectors available upon request

Note: Product Charts Represent Most Popular Configurations for the Specific Application.



20 Series
1/2" OD (3/8" ID)



Supr-Safe® Stainless Steel
With SuprSense EFV (Excess Flow Valve)



Model Number	Ordering Code	Description	Pack Quantity	Pack Weight (lbs)
20-3131V4-12	0241775	1/2" MIP x 1/2" MIP SuprSense x 12"L	20	15
20-2131V4-12	0241776	3/8" MIP x 1/2" MIP SuprSense x 12"L	20	14
20-2231V4-12	0241777	3/8" FIP x 1/2" MIP SuprSense x 12"L	20	14
20-3231V4-12	0241778	1/2" FIP x 1/2" MIP SuprSense x 12"L	20	15
20-3131V4-18	0241808	1/2" MIP x 1/2" MIP SuprSense x 18"L	20	16
20-2131V4-18	0241809	3/8" MIP x 1/2" MIP SuprSense x 18"L	20	15
20-2231V4-18	0241810	3/8" FIP x 1/2" MIP SuprSense x 18"L	20	15
20-3231V4-18	0241811	1/2" FIP x 1/2" MIP SuprSense x 18"L	20	16
20-3131V4-24	0241841	1/2" MIP x 1/2" MIP SuprSense x 24"L	20	18
20-2131V4-24	0241842	3/8" MIP x 1/2" MIP SuprSense x 24"L	20	16
20-2231V4-24	0241843	3/8" FIP x 1/2" MIP SuprSense x 24"L	20	17
20-3231V4-24	0241844	1/2" FIP x 1/2" MIP SuprSense x 24"L	20	17
20-3131V4-30	0241874	1/2" MIP x 1/2" MIP SuprSense x 30"L	20	19
20-2131V4-30	0241875	3/8" MIP x 1/2" MIP SuprSense x 30"L	20	17
20-2231V4-30	0241876	3/8" FIP x 1/2" MIP SuprSense x 30"L	20	18
20-3231V4-30	0241877	1/2" FIP x 1/2" MIP SuprSense x 30"L	20	19



Standard Gas Fittings

Model Number	Ordering Code	Description	Pack Quantity	Pack Weight (lbs)
20-2121-12	0240272	3/8" MIP x 3/8" MIP x 12"L	25	9
20-3131-12	0240290	1/2" MIP x 1/2" MIP x 12"L	25	13
20-2131-12	0240275	3/8" MIP x 1/2" MIP x 12"L	25	11
20-2222-12	0240256	3/8" FIP x 3/8" FIP x 12"L	25	11
20-2232-12	0242336	3/8" FIP x 1/2" FIP x 12"L	25	12
20-3132-12	0240123	1/2" MIP x 1/2" FIP x 12"L	25	13
20-3135-12	0240553	1/2" MIP x 1/2" FIP Ball Valve x 12"L	25	20
20-2121-18	0240297	3/8" MIP x 3/8" MIP x 18"L	25	10
20-3131-18	0240117	1/2" MIP x 1/2" MIP x 18"L	25	14
20-2222-18	0240265	3/8" FIP x 3/8" FIP x 18"L	25	12
20-2131-18	0240306	3/8" MIP x 1/2" MIP x 18"L	25	12
20-2232-18	0240284	3/8" FIP x 1/2" FIP x 18"L	25	13
20-3132-18	0240124	1/2" MIP x 1/2" FIP x 18"L	25	14
20-3135-18	0240130	1/2" MIP x 1/2" FIP Ball Valve x 18"L	25	21
20-2121-24	0240316	3/8" MIP x 3/8" MIP x 24"L	25	12
20-3131-24	0240118	1/2" MIP x 1/2" MIP x 24"L	25	16
20-2131-24	0240327	3/8" MIP x 1/2" MIP x 24"L	25	14
20-2222-24	0240286	3/8" FIP x 3/8" FIP x 24"L	25	13
20-2232-24	0240307	3/8" FIP x 1/2" FIP x 24"L	25	14
20-3132-24	0240125	1/2" MIP x 1/2" FIP x 24"L	25	16
20-3135-24	0240131	1/2" MIP x 1/2" FIP Ball Valve x 24"L	25	23
20-2121-30	0242330	3/8" MIP x 3/8" MIP x 18"L	25	14
20-3131-30	0240378	1/2" MIP x 1/2" MIP x 30"L	25	18
20-2131-30	0242331	3/8" MIP x 1/2" MIP x 30"L	25	16
20-2222-30	0242335	3/8" FIP x 3/8" FIP x 30"L	25	15
20-2232-30	0240337	3/8" FIP x 1/2" FIP x 30"L	25	16
20-3132-30	0240370	1/2" MIP x 1/2" FIP x 30"L	25	17
20-3135-30	0240675	1/2" MIP x 1/2" FIP Ball Valve x 30"L	25	24

* For additional configuration including nut x nut connectors see Gas Appliance Connectors and Plumbing Supplies Pricing Book or visit the Dormont website www.dormont.com
 ** For product specifications see page 28
 *** Retail bagged connectors available upon request

Note: Product Charts Represent Most Popular Configurations for the Specific Application.



20C Series
1/2" OD (3/8" ID)

Part#	EXAMPLE				
	3	0C	31	32	48
Character	1	2	3	4	5

Connection End Guide

Characters 3 & 4:
Choice of fitting or valve for both ends of connector (choose two)

Part #	
21	3/8" MIP (Tapped 1/4" FIP)
22	3/8" FIP
23	3/8" MIP Elbow
24	3/8" FIP Elbow
31	1/2" MIP (Tapped 3/8" FIP)
3MV6	5/8" OD x 1/2" MIP EFV
31V4	1/2" OD x 1/2" MIP EFV
31V2	3/8" OD x 1/2" MIP EFV
31V1	3/8" OD x 1/2" MIP EFV (for use w/ 60" and 72" connectors)
32	1/2" FIP
33	1/2" MIP Elbow
34	1/2" FIP Elbow
35	1/2" FIP Straight Connector Valve
36	1/2" FIP Angle Connector Valve
41	3/4" MIP (Tapped 1/2" FIP)
41V5	5/8 OD x 3/4 MIP EFV
42	3/4" FIP
43	3/4" MIP Elbow
44	3/4" FIP Elbow
45	3/4" FIP Straight Connector Valve
46	3/4" FIP Angle Connector Valve
51	1" MIP (Tapped 3/4" FIP)
52	1" FIP
61	1-1/4" MIP (Tapped 1" FIP)
62	1-1/4" FIP
98	Nut Only



SafetyShield® Yellow Coated Stainless Steel With SuprSense EFV (Excess Flow Valve)



Model Number	Ordering Code	Description	Pack Quantity	Pack Weight (lbs)
20C-3131V4-12	0241771	1/2" MIP x 1/2" MIP SuprSense x 12"L Coated	20	15
20C-2131V4-12	0241772	3/8" MIP x 1/2" MIP SuprSense x 12"L Coated	20	14
20C-2231V4-12	0241773	3/8" FIP x 1/2" MIP SuprSense x 12"L Coated	20	14
20C-3231V4-12	0241774	1/2" FIP x 1/2" MIP SuprSense x 12"L Coated	20	15
20C-3131V4-18	0241804	1/2" MIP x 1/2" MIP SuprSense x 18"L Coated	20	16
20C-2131V4-18	0241805	3/8" MIP x 1/2" MIP SuprSense x 18"L Coated	20	15
20C-2231V4-18	0241806	3/8" FIP x 1/2" MIP SuprSense x 18"L Coated	20	15
20C-3231V4-18	0241807	1/2" FIP x 1/2" MIP SuprSense x 18"L Coated	20	16
20C-3131V4-24	0241837	1/2" MIP x 1/2" MIP SuprSense x 24"L Coated	20	18
20C-2131V4-24	0241838	3/8" MIP x 1/2" MIP SuprSense x 24"L Coated	20	16
20C-2231V4-24	0241839	3/8" FIP x 1/2" MIP SuprSense x 24"L Coated	20	17
20C-3231V4-24	0241840	1/2" FIP x 1/2" MIP SuprSense x 24"L Coated	20	17
20C-3131V4-30	0241870	1/2" MIP x 1/2" MIP SuprSense x 30"L Coated	20	19
20C-2131V4-30	0241871	3/8" MIP x 1/2" MIP SuprSense x 30"L Coated	20	17
20C-2231V4-30	0241872	3/8" FIP x 1/2" MIP SuprSense x 30"L Coated	20	18
20C-3231V4-30	0241873	1/2" FIP x 1/2" MIP SuprSense x 30"L Coated	20	19

Standard Gas Fittings



Model Number	Ordering Code	Description	Pack Quantity	Pack Weight (lbs)
20C-2121-12	0242363	3/8" MIP x 3/8" MIP x 12"L	25	9
20C-3131-12	0240365	1/2" MIP x 1/2" MIP x 12"L	25	13
20C-2131-12	0242143	3/8" MIP x 1/2" MIP x 12"L	25	11
20C-2222-12	0240305	3/8" FIP x 3/8" FIP x 12"L	25	11
20C-2232-12	0242161	3/8" FIP x 1/2" FIP x 12"L	25	12
20C-3132-12	0240354	1/2" MIP x 1/2" FIP x 12"L	25	13
20C-3135-12	0240665	1/2" MIP x 1/2" FIP Ball Valve x 12"L	25	20
20C-2121-18	0242364	3/8" MIP x 3/8" MIP x 18"L	25	10
20C-3131-18	0240135	1/2" MIP x 1/2" MIP x 18"L	25	14
20C-2222-18	0242156	3/8" FIP x 3/8" FIP x 18"L	25	12
20C-2131-18	0242369	3/8" MIP x 1/2" MIP x 18"L	25	12
20C-2232-18	0242162	3/8" FIP x 1/2" FIP x 18"L	25	13
20C-3132-18	0240139	1/2" MIP x 1/2" FIP x 18"L	25	14
20C-3135-18	0240699	1/2" MIP x 1/2" FIP Ball Valve x 18"L	25	21
20C-2121-24	0242365	3/8" MIP x 3/8" MIP x 24"L	25	12
20C-3131-24	0240136	1/2" MIP x 1/2" MIP x 24"L	25	16
20C-2131-24	0240440	3/8" MIP x 1/2" MIP x 24"L	25	14
20C-2222-24	0242372	3/8" FIP x 3/8" FIP x 24"L	25	13
20C-2232-24	0240402	3/8" FIP x 1/2" FIP x 24"L	25	14
20C-3132-24	0240140	1/2" MIP x 1/2" FIP x 24"L	25	16
20C-3135-24	0240143	1/2" MIP x 1/2" FIP Ball Valve x 24"L	25	23
20C-2121-30	0242366	3/8" MIP x 3/8" MIP x 30"L	25	14
20C-3131-30	0240520	1/2" MIP x 1/2" MIP x 30"L	25	18
20C-2131-30	0242370	3/8" MIP x 1/2" MIP x 30"L	25	16
20C-2222-30	0242157	3/8" FIP x 3/8" FIP x 30"L	25	15
20C-2232-30	0242163	3/8" FIP x 1/2" FIP x 30"L	25	16
20C-3132-30	0240509	1/2" MIP x 1/2" FIP x 30"L	25	17
20C-3135-30	0240752	1/2" MIP x 1/2" FIP Ball Valve x 30"L	25	24

* For additional configuration including nut x nut connectors see Gas Appliance Connectors and Plumbing Supplies Pricing Book or visit the Dormont website www.dormont.com

** For product specifications see page 29

*** Retail bagged connectors available upon request

Note: Product Charts Represent Most Popular Configurations for the Specific Application.




Supr-Safe® Stainless Steel
With SuprSense EFV (Excess Flow Valve)

MIP end

MIP EFV end



10 Series
3/8" OD (1/4" ID)



Model Number	Ordering Code	Description	Pack Quantity	Pack Weight (lbs)
10-3131V2-12	0241789	1/2" MIP x 1/2" MIP SuprSense x 12"L	20	13
10-2131V2-12	0241790	3/8" MIP x 1/2" MIP SuprSense x 12"L	20	13
10-2231V2-12	0241791	3/8" FIP x 1/2" MIP SuprSense x 12"L	20	13
10-3231V2-12	0241792	1/2" FIP x 1/2" MIP SuprSense x 12"L	20	13
10-3131V2-18	0241822	1/2" MIP x 1/2" MIP SuprSense x 18"L	20	14
10-2131V2-18	0241823	3/8" MIP x 1/2" MIP SuprSense x 18"L	20	14
10-2231V2-18	0241824	3/8" FIP x 1/2" MIP SuprSense x 18"L	20	14
10-3231V2-18	0241825	1/2" FIP x 1/2" MIP SuprSense x 18"L	20	14
10-3131V2-24	0241855	1/2" MIP x 1/2" MIP SuprSense x 24"L	20	15
10-2131V2-24	0241856	3/8" MIP x 1/2" MIP SuprSense x 24"L	20	15
10-2231V2-24	0241857	3/8" FIP x 1/2" MIP SuprSense x 24"L	20	15
10-3231V2-24	0241858	1/2" FIP x 1/2" MIP SuprSense x 24"L	20	15
10-3131V2-30	0241886	1/2" MIP x 1/2" MIP SuprSense x 30"L	20	17
10-2131V2-30	0241887	3/8" MIP x 1/2" MIP SuprSense x 30"L	20	17
10-2231V2-30	0241888	3/8" FIP x 1/2" MIP SuprSense x 30"L	20	17
10-3231V2-30	0241889	1/2" FIP x 1/2" MIP SuprSense x 30"L	20	17
10-3131V2-36	0241916	1/2" MIP x 1/2" MIP SuprSense x 36"L	20	18
10-2131V2-36	0241917	3/8" MIP x 1/2" MIP SuprSense x 36"L	20	18
10-2231V2-36	0241918	3/8" FIP x 1/2" MIP SuprSense x 36"L	20	18
10-3231V2-36	0241919	1/2" FIP x 1/2" MIP SuprSense x 36"L	20	18
10-3131V2-48	0241942	1/2" MIP x 1/2" MIP SuprSense x 48"L	20	20
10-2131V2-48	0241943	3/8" MIP x 1/2" MIP SuprSense x 48"L	20	20
10-2231V2-48	0241944	3/8" FIP x 1/2" MIP SuprSense x 48"L	20	20
10-3231V2-48	0241945	1/2" FIP x 1/2" MIP SuprSense x 48"L	20	20
10-3131V1-60	0241964	1/2" MIP x 1/2" MIP SuprSense x 60"L	10	11
10-2131V1-60	0241965	3/8" MIP x 1/2" MIP SuprSense x 60"L	10	11
10-2231V1-60	0241966	3/8" FIP x 1/2" MIP SuprSense x 60"L	10	11
10-3231V1-60	0241967	1/2" FIP x 1/2" MIP SuprSense x 60"L	10	11
10-3131V1-72	0241986	1/2" MIP x 1/2" MIP SuprSense x 72"L	10	12
10-2131V1-72	0241987	3/8" MIP x 1/2" MIP SuprSense x 72"L	10	12
10-2231V1-72	0241988	3/8" FIP x 1/2" MIP SuprSense x 72"L	10	12
10-3231V1-72	0241989	1/2" FIP x 1/2" MIP SuprSense x 72"L	10	12

FIP end

MIP end



Standard Gas Fittings

Model Number	Ordering Code	Description	Pack Quantity	Pack Weight (lbs)
10-3131-12	0240287	1/2" MIP x 1/2" MIP x 12"L	25	13
10-3132-12	0240276	1/2" MIP x 1/2" FIP x 12"L	25	13
10-3135-12	0240508	1/2" MIP x 1/2" FIP Ball Valve x 12"L	25	17
10-3131-18	0240108	1/2" MIP x 1/2" MIP x 18"L	25	14
10-3132-18	0240296	1/2" MIP x 1/2" FIP x 18"L	25	14
10-3135-18	0240556	1/2" MIP x 1/2" FIP Ball Valve x 18"L	25	18
10-3131-24	0240109	1/2" MIP x 1/2" MIP x 24"L	25	15
10-3132-24	0240315	1/2" MIP x 1/2" FIP x 24"L	25	15
10-3135-24	0240595	1/2" MIP x 1/2" FIP Ball Valve x 24"L	25	19
10-3131-30	0240353	1/2" MIP x 1/2" MIP x 30"L	25	17
10-3132-30	0240345	1/2" MIP x 1/2" FIP x 30"L	25	17
10-3135-30	0242279	1/2" MIP x 1/2" FIP Ball Valve x 30"L	25	20
10-3131-36	0240110	1/2" MIP x 1/2" MIP x 36"L	25	18
10-3132-36	0240112	1/2" MIP x 1/2" FIP x 36"L	25	18
10-3135-36	0240660	1/2" MIP x 1/2" FIP Ball Valve x 36"L	25	22
10-3131-48	0240111	1/2" MIP x 1/2" MIP x 48"L	25	20
10-3132-48	0240113	1/2" MIP x 1/2" FIP x 48"L	25	20
10-3135-48	0240708	1/2" MIP x 1/2" FIP Ball Valve x 48"L	25	24
10-3131-60	0240599	1/2" MIP x 1/2" MIP x 60"L	12	11
10-3132-60	0240581	1/2" MIP x 1/2" FIP x 60"L	12	11
10-3135-60	0240769	1/2" MIP x 1/2" FIP Ball Valve x 60"L	12	13
10-3131-72	0240664	1/2" MIP x 1/2" MIP x 72"L	12	12
10-3132-72	0240652	1/2" MIP x 1/2" FIP x 72"L	12	12
10-3135-72	0242188	1/2" MIP x 1/2" FIP Ball Valve x 72"L	12	14

* For additional configuration including nut x nut connectors see Gas Appliance Connectors and Plumbing Supplies Pricing Book or visit the Dormont website www.dormont.com

** For product specifications see page 30

*** Retail bagged connectors available upon request

Note: Product Charts Represent Most Popular Configurations for the Specific Application.

SAFETY SHIELD®

10C Series
3/8" OD (1/2" ID)

Part#	EXAMPLE				
	3	0C	31	32	48
Character	1	2	3	4	5

Connection End Guide

Characters 3 & 4:
Choice of fitting or valve for both ends of connector (choose two)

Part #	
21	3/8" MIP (Tapped 1/4" FIP)
22	3/8" FIP
23	3/8" MIP Elbow
24	3/8" FIP Elbow
31	1/2" MIP (Tapped 3/8" FIP)
3MV6	5/8" OD x 1/2" MIP EFV
31V4	1/2" OD x 1/2" MIP EFV
31V2	3/8" OD x 1/2" MIP EFV
31V1	3/8" OD x 1/2" MIP EFV (for use w/ 60" and 72" connectors)
32	1/2" FIP
33	1/2" MIP Elbow
34	1/2" FIP Elbow
35	1/2" FIP Straight Connector Valve
36	1/2" FIP Angle Connector Valve
41	3/4" MIP (Tapped 1/2" FIP)
41V5	5/8 OD x 3/4 MIP EFV
42	3/4" FIP
43	3/4" MIP Elbow
44	3/4" FIP Elbow
45	3/4" FIP Straight Connector Valve
46	3/4" FIP Angle Connector Valve
51	1" MIP (Tapped 3/4" FIP)
52	1" FIP
61	1-1/4" MIP (Tapped 1" FIP)
62	1-1/4" FIP
98	Nut Only

* For additional configuration including nut x nut connectors see Gas Appliance Connectors and Plumbing Supplies Pricing Book or visit the Dormont website www.dormont.com

** For product specifications see page 31

*** Retail bagged connectors available upon request

SafetyShield®
Yellow Coated Stainless Steel
With SuprSense EFV (Excess Flow Valve)



FIP end

MIP EFV end



Model Number	Ordering Code	Description	Pack Quantity	Pack Weight (lbs)
10C-3131V2-12	0241785	1/2" MIP x 1/2" MIP SuprSense x 12"L Coated	20	13
10C-2131V2-12	0241786	3/8" MIP x 1/2" MIP SuprSense x 12"L Coated	20	12
10C-2231V2-12	0241787	3/8" FIP x 1/2" MIP SuprSense x 12"L Coated	20	12
10C-3231V2-12	0241788	1/2" FIP x 1/2" MIP SuprSense x 12"L Coated	20	13
10C-3131V2-18	0241818	1/2" MIP x 1/2" MIP SuprSense x 18"L Coated	20	14
10C-2131V2-18	0241819	3/8" MIP x 1/2" MIP SuprSense x 18"L Coated	20	13
10C-2231V2-18	0241820	3/8" FIP x 1/2" MIP SuprSense x 18"L Coated	20	13
10C-3231V2-18	0241821	1/2" FIP x 1/2" MIP SuprSense x 18"L Coated	20	14
10C-3131V2-24	0241851	1/2" MIP x 1/2" MIP SuprSense x 24"L Coated	20	15
10C-2131V2-24	0241852	3/8" MIP x 1/2" MIP SuprSense x 24"L Coated	20	14
10C-2231V2-24	0241853	3/8" FIP x 1/2" MIP SuprSense x 24"L Coated	20	14
10C-3231V2-24	0241854	1/2" FIP x 1/2" MIP SuprSense x 24"L Coated	20	15
10C-3131V2-30	0241882	1/2" MIP x 1/2" MIP SuprSense x 30"L Coated	20	16
10C-2131V2-30	0241883	3/8" MIP x 1/2" MIP SuprSense x 30"L Coated	20	15
10C-2231V2-30	0241884	3/8" FIP x 1/2" MIP SuprSense x 30"L Coated	20	15
10C-3231V2-30	0241885	1/2" FIP x 1/2" MIP SuprSense x 30"L Coated	20	16
10C-3131V2-36	0241912	1/2" MIP x 1/2" MIP SuprSense x 36"L Coated	20	17
10C-2131V2-36	0241913	3/8" MIP x 1/2" MIP SuprSense x 36"L Coated	20	16
10C-2231V2-36	0241914	3/8" FIP x 1/2" MIP SuprSense x 36"L Coated	20	16
10C-3231V2-36	0241915	1/2" FIP x 1/2" MIP SuprSense x 36"L Coated	20	17
10C-3131V2-48	0241938	1/2" MIP x 1/2" MIP SuprSense x 48"L Coated	20	19
10C-2131V2-48	0241939	3/8" MIP x 1/2" MIP SuprSense x 48"L Coated	20	18
10C-2231V2-48	0241940	3/8" FIP x 1/2" MIP SuprSense x 48"L Coated	20	18
10C-3231V2-48	0241941	1/2" FIP x 1/2" MIP SuprSense x 48"L Coated	20	19
10C-3131V1-60	0241960	1/2" MIP x 1/2" MIP SuprSense x 60"L Coated	10	11
10C-2131V1-60	0241961	3/8" MIP x 1/2" MIP SuprSense x 60"L Coated	10	11
10C-2231V1-60	0241962	3/8" FIP x 1/2" MIP SuprSense x 60"L Coated	10	11
10C-3231V1-60	0241963	1/2" FIP x 1/2" MIP SuprSense x 60"L Coated	10	11
10C-3131V1-72	0241982	1/2" MIP x 1/2" MIP SuprSense x 72"L Coated	10	12
10C-2131V1-72	0241983	3/8" MIP x 1/2" MIP SuprSense x 72"L Coated	10	12
10C-2231V1-72	0241984	3/8" FIP x 1/2" MIP SuprSense x 72"L Coated	10	12
10C-3231V1-72	0241985	1/2" FIP x 1/2" MIP SuprSense x 72"L Coated	10	12

FIP end

MIP end



Standard Gas Fittings

Model Number	Ordering Code	Description	Pack Quantity	Pack Weight (lbs)
10C-3131-12	0240358	1/2" MIP x 1/2" MIP x 12"L Coated	25	10
10C-3132-12	0240348	1/2" MIP x 1/2" FIP x 12"L Coated	25	10
10C-3135-12	0240629	1/2" MIP x 1/2" FIP Ball Valve x 12"L Coated	25	15
10C-3131-18	0240396	1/2" MIP x 1/2" MIP x 18"L Coated	25	11
10C-3132-18	0240381	1/2" MIP x 1/2" FIP x 18"L Coated	25	11
10C-3135-18	0240667	1/2" MIP x 1/2" FIP Ball Valve x 18"L Coated	25	16
10C-3131-24	0240435	1/2" MIP x 1/2" MIP x 24"L Coated	25	13
10C-3132-24	0240419	1/2" MIP x 1/2" FIP x 24"L Coated	25	13
10C-3135-24	0240694	1/2" MIP x 1/2" FIP Ball Valve x 24"L Coated	25	16
10C-3131-30	0240482	1/2" MIP x 1/2" MIP x 30"L Coated	25	14
10C-3132-30	0240461	1/2" MIP x 1/2" FIP x 30"L Coated	25	14
10C-3135-30	0242318	1/2" MIP x 1/2" FIP Ball Valve x 30"L Coated	25	19
10C-3131-36	0240530	1/2" MIP x 1/2" MIP x 36"L Coated	25	15
10C-3132-36	0240507	1/2" MIP x 1/2" FIP x 36"L Coated	25	15
10C-3135-36	0240734	1/2" MIP x 1/2" FIP Ball Valve x 36"L Coated	25	20
10C-3131-48	0240616	1/2" MIP x 1/2" MIP x 48"L Coated	25	17
10C-3132-48	0240115	1/2" MIP x 1/2" FIP x 48"L Coated	25	17
10C-3135-48	0240780	1/2" MIP x 1/2" FIP Ball Valve x 48"L Coated	25	22
10C-3131-60	0242317	1/2" MIP x 1/2" MIP x 60"L Coated	12	10
10C-3132-60	0240700	1/2" MIP x 1/2" FIP x 60"L Coated	12	10
10C-3135-60	0240841	1/2" MIP x 1/2" FIP Ball Valve x 60"L Coated	12	13
10C-3131-72	0240751	1/2" MIP x 1/2" MIP x 72"L Coated	12	11
10C-3132-72	0240743	1/2" MIP x 1/2" FIP x 72"L Coated	12	11
10C-3135-72	0242319	1/2" MIP x 1/2" FIP Ball Valve x 72"L Coated	12	14

Note: Product Charts Represent Most Popular Configurations for the Specific Application.



LV Black Coated
With SuprSense EFV (Excess Flow Valve)

MIP EFV end

FIP end



Model Number	Ordering Code	Description	Pack Quantity	Pack Weight (lbs)
10A-2131V2-12	0241793	3/8" MIP x 1/2" MIP SuprSense x 12"L Black Coated	20	12
10A-3131V2-12	0241794	1/2" MIP x 1/2" MIP SuprSense x 12"L Black Coated	20	13
10A-3131V2-18	0241827	1/2" MIP x 1/2" MIP SuprSense x 18"L Black Coated	20	14
10A-2231V2-18	0241829	3/8" FIP x 1/2" MIP SuprSense x 18"L Black Coated	20	13
10A-3231V2-18	0241828	1/2" FIP x 1/2" MIP SuprSense x 18"L Black Coated	20	14
10A-2131V2-24	0241859	3/8" MIP x 1/2" MIP SuprSense x 24"L Black Coated	20	14
10A-3131V2-24	0241860	1/2" MIP x 1/2" MIP SuprSense x 24"L Black Coated	20	15
10A-2231V2-24	0241862	3/8" FIP x 1/2" MIP SuprSense x 24"L Black Coated	20	14
10A-3231V2-24	0241861	1/2" FIP x 1/2" MIP SuprSense x 24"L Black Coated	20	15
10A-2131V2-30	0241890	3/8" MIP x 1/2" MIP SuprSense x 30"L Black Coated	20	15
10A-3131V2-30	0241891	1/2" MIP x 1/2" MIP SuprSense x 30"L Black Coated	20	16
10A-2231V2-30	0241893	3/8" FIP x 1/2" MIP SuprSense x 30"L Black Coated	20	15
10A-3231V2-30	0241892	1/2" FIP x 1/2" MIP SuprSense x 30"L Black Coated	20	16

10A Series

1/2" OD (3/8" ID)

10ANW Series

3/8" OD (1/2" ID)



MIP end

FIP end



Standard Gas Fittings

Model Number	Ordering Code	Description	Pack Quantity	Pack Weight (lbs)
10A-2121-12	0240373	3/8" MIP x 3/8" MIP x 12"L Black Coated	25	8
10A-2131-12	0240386	3/8" MIP x 1/2" MIP x 12"L Black Coated	25	9
10A-3131-12	0240407	1/2" MIP x 1/2" MIP x 12"L Black Coated	25	10
10A-3132-12	0240377	1/2" MIP x 1/2" FIP x 12"L Black Coated	25	10
10A-2135-12	0240634	3/8" MIP x 1/2" FIP Ball Valve x 12"L Black Coated	25	14
10A-2121-18	0240412	3/8" MIP x 3/8" MIP x 18"L Black Coated	25	9
10A-2131-18	0240430	3/8" MIP x 1/2" MIP x 18"L Black Coated	25	10
10A-3131-18	0240450	1/2" MIP x 1/2" MIP x 18"L Black Coated	25	11
10A-3132-18	0240417	1/2" MIP x 1/2" FIP x 18"L Black Coated	25	11
10A-2135-18	0240670	3/8" MIP x 1/2" FIP Ball Valve x 18"L Black Coated	25	15
10A-2121-24	0240452	3/8" MIP x 3/8" MIP x 24"L Black Coated	25	10
10A-2131-24	0240466	3/8" MIP x 1/2" MIP x 24"L Black Coated	25	11
10A-3131-24	0240486	1/2" MIP x 1/2" MIP x 24"L Black Coated	25	13
10A-3132-24	0240456	1/2" MIP x 1/2" FIP x 24"L Black Coated	25	13
10A-2135-24	0240698	3/8" MIP x 1/2" FIP Ball Valve x 24"L Black Coated	25	16
10A-2121-30	0240496	3/8" MIP x 3/8" MIP x 30"L Black Coated	25	12
10A-2131-30	0240519	3/8" MIP x 1/2" MIP x 30"L Black Coated	25	13
10A-3131-30	0240547	1/2" MIP x 1/2" MIP x 30"L Black Coated	25	14
10A-3132-30	0240504	1/2" MIP x 1/2" FIP x 30"L Black Coated	25	14
10A-2121-36	0240546	3/8" MIP x 3/8" MIP x 36"L Black Coated	25	12
10A-2131-36	0240566	3/8" MIP x 1/2" MIP x 36"L Black Coated	25	14
10A-3131-36	0240587	1/2" MIP x 1/2" MIP x 36"L Black Coated	25	15
10A-3132-36	0240551	1/2" MIP x 1/2" FIP x 36"L Black Coated	25	15
10A-2135-36	0240738	3/8" MIP x 1/2" FIP Ball Valve x 36"L Black Coated	25	19

WhisperFlex Black coated
With SuprSense EFV (Excess Flow Valve)

FIP end

MIP EFV end



Model Number	Ordering Code	Description	Pack Quantity	Pack Weight (lbs)
10ANW-2131V2-12	0241797	3/8" MIP x 1/2" MIP SuprSense x 12"L Black Coated WF	20	13
10ANW-2131V2-18	0241830	3/8" MIP x 1/2" MIP SuprSense x 18"L Black Coated WF	20	14
10ANW-2131V2-24	0241863	3/8" MIP x 1/2" MIP SuprSense x 24"L Black Coated WF	20	15

Standard Gas Fittings

Model Number	Ordering Code	Description	Pack Quantity	Pack Weight (lbs)
10ANW-2132-12	0240462	3/8" MIP x 1/2" FIP x 12"L Black Coated WF	25	15
10ANW-2132-18	0240557	3/8" MIP x 1/2" FIP x 18"L Black Coated WF	25	16
10ANW-2132-24	0240645	3/8" MIP x 1/2" FIP x 24"L Black Coated WF	25	17



* For additional configuration including nut x nut connectors see Gas Appliance Connectors and Plumbing Supplies Pricing Book or visit the Dormont website www.dormont.com
 ** For product specifications see page 30
 *** Retail bagged connectors available upon request

Note: Product Charts Represent Most Popular Configurations for the Specific Application.



LV Black Coated With SuprSense EFV (Excess Flow Valve)



20A Series
3/8" OD (1/2" ID)

20ANW Series
1/2" OD (3/8" ID)

EXAMPLE					
Part#	3	0C	31	32	48
Character	1	2	3	4	5

Connection End Guide

Characters 3 & 4:
Choice of fitting or valve for both ends of connector (choose two)

Part #	
21	3/8" MIP (Tapped 1/4" FIP)
22	3/8" FIP
23	3/8" MIP Elbow
24	3/8" FIP Elbow
31	1/2" MIP (Tapped 3/8" FIP)
3MV6	5/8" OD x 1/2" MIP EFV
31V4	1/2" OD x 1/2" MIP EFV
31V2	3/8" OD x 1/2" MIP EFV
31V1	3/8" OD x 1/2" MIP EFV (for use w/ 60" and 72" connectors)
32	1/2" FIP
33	1/2" MIP Elbow
34	1/2" FIP Elbow
35	1/2" FIP Straight Connector Valve
36	1/2" FIP Angle Connector Valve
41	3/4" MIP (Tapped 1/2" FIP)
41V5	5/8 OD x 3/4 MIP EFV
42	3/4" FIP
43	3/4" MIP Elbow
44	3/4" FIP Elbow
45	3/4" FIP Straight Connector Valve
46	3/4" FIP Angle Connector Valve
51	1" MIP (Tapped 3/4" FIP)
52	1" FIP
61	1-1/4" MIP (Tapped 1" FIP)
62	1-1/4" FIP
98	Nut Only

Model Number	Ordering Code	Description	Pack Quantity	Pack Weight (lbs)
20A-2131V4-12	0241779	3/8" MIP x 1/2" MIP SuprSense x 12"L Black Coated	20	14
20A-3131V4-12	0241780	1/2" MIP x 1/2" MIP SuprSense x 12"L Black Coated	20	15
20A-2231V4-12	0241781	3/8" FIP x 1/2" MIP SuprSense x 12"L Black Coated	20	14
20A-3231V4-12	0241782	1/2" FIP x 1/2" MIP SuprSense x 12"L Black Coated	20	15
20A-2131V4-18	0241812	3/8" MIP x 1/2" MIP SuprSense x 18"L Black Coated	20	15
20A-3131V4-18	0241813	1/2" MIP x 1/2" MIP SuprSense x 18"L Black Coated	20	16
20A-2231V4-18	0241814	3/8" FIP x 1/2" MIP SuprSense x 18"L Black Coated	20	15
20A-3231V4-18	0241815	1/2" FIP x 1/2" MIP SuprSense x 18"L Black Coated	20	16
20A-2131V4-24	0241845	3/8" MIP x 1/2" MIP SuprSense x 24"L Black Coated	20	16
20A-3131V4-24	0241846	1/2" MIP x 1/2" MIP SuprSense x 24"L Black Coated	20	18
20A-2231V4-24	0241847	3/8" FIP x 1/2" MIP SuprSense x 24"L Black Coated	20	17
20A-3231V4-24	0241848	1/2" FIP x 1/2" MIP SuprSense x 24"L Black Coated	20	17
20A-2131V4-30	0241878	3/8" MIP x 1/2" MIP SuprSense x 30"L Black Coated	20	17
20A-3131V4-30	0241879	1/2" MIP x 1/2" MIP SuprSense x 30"L Black Coated	20	19
20A-2231V4-30	0241880	3/8" FIP x 1/2" MIP SuprSense x 30"L Black Coated	20	18
20A-3231V4-30	0241881	1/2" FIP x 1/2" MIP SuprSense x 30"L Black Coated	20	19

Standard Gas Fittings



Model Number	Ordering Code	Description	Pack Quantity	Pack Weight (lbs)
20A-2131-12	0240423	3/8" MIP x 1/2" MIP x 12"L Black Coated	25	11
20A-3131-12	0240448	1/2" MIP x 1/2" MIP x 12"L Black Coated	25	13
20A-3132-12	0240438	1/2" MIP x 1/2" FIP x 12"L Black Coated	25	13
20A-3135-12	0242126	1/2" MIP x 1/2" FIP Ball Valve x 12"L Black Coated	25	20
20A-2131-18	0240473	3/8" MIP x 1/2" MIP x 18"L Black Coated	25	10
20A-3131-18	0240502	1/2" MIP x 1/2" MIP x 18"L Black Coated	25	14
20A-3132-18	0240490	1/2" MIP x 1/2" FIP x 18"L Black Coated	25	12
20A-3135-18	0242356	1/2" MIP x 1/2" FIP Ball Valve x 18"L Black Coated	25	21
20A-2131-24	0240529	3/8" MIP x 1/2" MIP x 24"L Black Coated	25	12
20A-3131-24	0240558	1/2" MIP x 1/2" MIP x 24"L Black Coated	25	16
20A-3132-24	0240550	1/2" MIP x 1/2" FIP x 24"L Black Coated	25	16
20A-3135-24	0242124	1/2" MIP x 1/2" FIP Ball Valve x 24"L Black Coated	25	23
20A-2131-30	0240589	3/8" MIP x 1/2" MIP x 30"L Black Coated	25	14
20A-3131-30	0240609	1/2" MIP x 1/2" MIP x 30"L Black Coated	25	18
20A-3132-30	0240605	1/2" MIP x 1/2" FIP x 30"L Black Coated	25	17
20A-3135-30	0242125	1/2" MIP x 1/2" FIP Ball Valve x 30"L Black Coated	25	24
20A-2131-36	0240624	3/8" MIP x 1/2" MIP x 36"L Black Coated	25	17
20A-3131-36	0240650	1/2" MIP x 1/2" MIP x 36"L Black Coated	25	19
20A-3132-36	0240549	1/2" MIP x 1/2" FIP x 36"L Black Coated	25	19
20A-3135-36	0242126	1/2" MIP x 1/2" FIP Ball Valve x 36"L Black Coated	25	26

WhisperFlex Black coated With SuprSense EFV (Excess Flow Valve)



Model Number	Ordering Code	Description	Pack Quantity	Pack Weight (lbs)
20ANW-2131V4-12	0241783	3/8" MIP x 1/2" MIP SuprSense x 12"L Black Coated WF	20	14
20ANW-3231V4-12	0241784	1/2" FIP x 1/2" MIP SuprSense x 12"L Black Coated WF	20	16
20ANW-2131V4-18	0241816	3/8" MIP x 1/2" MIP SuprSense x 18"L Black Coated WF	20	16
20ANW-3231V4-18	0241817	1/2" FIP x 1/2" MIP SuprSense x 18"L Black Coated WF	20	18
20ANW-2131V4-24	0241849	3/8" MIP x 1/2" MIP SuprSense x 24"L Black Coated WF	20	18
20ANW-3231V4-24	0241850	1/2" FIP x 1/2" MIP SuprSense x 24"L Black Coated WF	20	20

Standard Gas Fittings

20ANW-3132-12	0240561	1/2" MIP x 1/2" FIP x 12"L Black Coated WF	25	21
20ANW-3132-18	0240663	1/2" MIP x 1/2" FIP x 18"L Black Coated WF	25	23
20ANW-3132-24	0240722	1/2" MIP x 1/2" FIP x 24"L Black Coated WF	25	26

* For additional configuration including nut x nut connectors see Gas Appliance Connectors and Plumbing Supplies Pricing Book or visit the Dormont website www.dormont.com

** For product specifications see page 30

*** Retail bagged connectors available upon request

Note: Product Charts Represent Most Popular Configurations for the Specific Application.



10C Series
3/8" OD (1/2" ID)



SafetyShield® Yellow
Coated Stainless Steel
With SuprSense EFV (Excess Flow Valve)

FIP end

MIP EFV end



Model Number	Ordering Code	Description	Pack Quantity	Pack Weight (lbs)
10C-3131V2-12	0241785	1/2" MIP x 1/2" MIP SuprSense x 12"L Coated	20	13
10C-2131V2-12	0241786	3/8" MIP x 1/2" MIP SuprSense x 12"L Coated	20	12
10C-2231V2-12	0241787	3/8" FIP x 1/2" MIP SuprSense x 12"L Coated	20	12
10C-3231V2-12	0241788	1/2" FIP x 1/2" MIP SuprSense x 12"L Coated	20	13
10C-3131V2-18	0241818	1/2" MIP x 1/2" MIP SuprSense x 12"L Coated	20	14
10C-2131V2-18	0241819	3/8" MIP x 1/2" MIP SuprSense x 12"L Coated	20	13
10C-2231V2-18	0241820	3/8" FIP x 1/2" MIP SuprSense x 12"L Coated	20	13
10C-3231V2-18	0241821	1/2" FIP x 1/2" MIP SuprSense x 12"L Coated	20	14
10C-3131V2-24	0241851	1/2" MIP x 1/2" MIP SuprSense x 24"L Coated	20	15
10C-2131V2-24	0241852	3/8" MIP x 1/2" MIP SuprSense x 24"L Coated	20	14
10C-2231V2-24	0241853	3/8" FIP x 1/2" MIP SuprSense x 24"L Coated	20	14
10C-3231V2-24	0241854	1/2" FIP x 1/2" MIP SuprSense x 24"L Coated	20	15
10C-3131V2-30	0241882	1/2" MIP x 1/2" MIP SuprSense x 30"L Coated	20	16
10C-2131V2-30	0241883	3/8" MIP x 1/2" MIP SuprSense x 30"L Coated	20	15
10C-2231V2-30	0241884	3/8" FIP x 1/2" MIP SuprSense x 30"L Coated	20	15
10C-3231V2-30	0241885	1/2" FIP x 1/2" MIP SuprSense x 30"L Coated	20	16
10C-3131V2-36	0241912	1/2" MIP x 1/2" MIP SuprSense x 36"L Coated	20	17
10C-2131V2-36	0241913	3/8" MIP x 1/2" MIP SuprSense x 36"L Coated	20	16
10C-2231V2-36	0241914	3/8" FIP x 1/2" MIP SuprSense x 36"L Coated	20	16
10C-3231V2-36	0241915	1/2" FIP x 1/2" MIP SuprSense x 36"L Coated	20	17
10C-3131V2-48	0241938	1/2" MIP x 1/2" MIP SuprSense x 48"L Coated	20	19
10C-2131V2-48	0241939	3/8" MIP x 1/2" MIP SuprSense x 48"L Coated	20	18
10C-2231V2-48	0241940	3/8" FIP x 1/2" MIP SuprSense x 48"L Coated	20	18
10C-3231V2-48	0241941	1/2" FIP x 1/2" MIP SuprSense x 48"L Coated	20	19
10C-3131V1-60	0241960	1/2" MIP x 1/2" MIP SuprSense x 60"L Coated	10	11
10C-2131V1-60	0241961	3/8" MIP x 1/2" MIP SuprSense x 60"L Coated	10	11
10C-2231V1-60	0241962	3/8" FIP x 1/2" MIP SuprSense x 60"L Coated	10	11
10C-3231V1-60	0241963	1/2" FIP x 1/2" MIP SuprSense x 60"L Coated	10	11
10C-3131V1-72	0241982	1/2" MIP x 1/2" MIP SuprSense x 72"L Coated	10	12
10C-2131V1-72	0241983	3/8" MIP x 1/2" MIP SuprSense x 72"L Coated	10	12
10C-2231V1-72	0241984	3/8" FIP x 1/2" MIP SuprSense x 72"L Coated	10	12
10C-3231V1-72	0241985	1/2" FIP x 1/2" MIP SuprSense x 72"L Coated	10	12

FIP end

MIP end



Standard Gas Fittings

Model Number	Ordering Code	Description	Pack Quantity	Pack Weight (lbs)
10C-3132-12	0240348	1/2" MIP x 1/2" FIP x 12"L Coated	25	10
10C-3132-18	0240381	1/2" MIP x 1/2" FIP x 18"L Coated	25	11
10C-3132-24	0240419	1/2" MIP x 1/2" FIP x 24"L Coated	25	13
10C-3132-30	0240461	1/2" MIP x 1/2" FIP x 30"L Coated	25	14
10C-3132-36	0240507	1/2" MIP x 1/2" FIP x 36"L Coated	25	15
10C-3132-48	0240115	1/2" MIP x 1/2" FIP x 48"L Coated	25	17
10C-3132-60	0240700	1/2" MIP x 1/2" FIP x 60"L Coated	12	10
10C-3132-72	0240743	1/2" MIP x 1/2" FIP x 72"L Coated	12	11

* For additional configuration including nut x nut connectors see Gas Appliance Connectors and Plumbing Supplies Pricing Book or visit the Dormont website www.dormont.com
 ** For product specifications see page 29
 *** Retail bagged connectors available upon request

Note: Product Charts Represent Most Popular Configurations for the Specific Application.



LV Black Coated With SuprSense EFV (Excess Flow Valve)

MIP EFV end

FIP end



10A Series 3/8" OD (1/4" ID)

Part#	EXAMPLE				
	3	0C	31	32	48
Character	1	2	3	4	5

Connection End Guide

Characters 3 & 4:
Choice of fitting or valve for both ends of connector (choose two)

Part #	
21	3/8" MIP (Tapped 1/4" FIP)
22	3/8" FIP
23	3/8" MIP Elbow
24	3/8" FIP Elbow
31	1/2" MIP (Tapped 3/8" FIP)
3MV6	5/8" OD x 1/2" MIP EFV
31V4	1/2" OD x 1/2" MIP EFV
31V2	3/8" OD x 1/2" MIP EFV
31V1	3/8" OD x 1/2" MIP EFV (for use w/ 60" and 72" connectors)
32	1/2" FIP
33	1/2" MIP Elbow
34	1/2" FIP Elbow
35	1/2" FIP Straight Connector Valve
36	1/2" FIP Angle Connector Valve
41	3/4" MIP (Tapped 1/2" FIP)
41V5	5/8 OD x 3/4 MIP EFV
42	3/4" FIP
43	3/4" MIP Elbow
44	3/4" FIP Elbow
45	3/4" FIP Straight Connector Valve
46	3/4" FIP Angle Connector Valve
51	1" MIP (Tapped 3/4" FIP)
52	1" FIP
61	1-1/4" MIP (Tapped 1" FIP)
62	1-1/4" FIP
98	Nut Only

Model Number	Ordering Code	Description	Pack Quantity	Pack Weight (lbs)
10A-3131V2-12	0241794	1/2" MIP x 1/2" MIP SuprSense x 12"L Black Coated	20	13
10A-2131V2-12	0241793	3/8" MIP x 1/2" MIP SuprSense x 12"L Black Coated	20	12
10A-2231V2-12	0241796	3/8" FIP x 1/2" MIP SuprSense x 12"L Black Coated	20	12
10A-3231V2-12	0241795	1/2" FIP x 1/2" MIP SuprSense x 12"L Black Coated	20	13
10A-3131V2-18	0241827	1/2" MIP x 1/2" MIP SuprSense x 18"L Black Coated	20	14
10A-2131V2-18	0241826	3/8" MIP x 1/2" MIP SuprSense x 18"L Black Coated	20	13
10A-2231V2-18	0241829	3/8" FIP x 1/2" MIP SuprSense x 18"L Black Coated	20	13
10A-3231V2-18	0241828	1/2" FIP x 1/2" MIP SuprSense x 18"L Black Coated	20	14
10A-3131V2-24	0241860	1/2" MIP x 1/2" MIP SuprSense x 24"L Black Coated	20	15
10A-2131V2-24	0241859	3/8" MIP x 1/2" MIP SuprSense x 24"L Black Coated	20	14
10A-2231V2-24	0241862	3/8" FIP x 1/2" MIP SuprSense x 24"L Black Coated	20	14
10A-3231V2-24	0241861	1/2" FIP x 1/2" MIP SuprSense x 24"L Black Coated	20	15
10A-3131V2-30	0241891	1/2" MIP x 1/2" MIP SuprSense x 30"L Black Coated	20	16
10A-2131V2-30	0241890	3/8" MIP x 1/2" MIP SuprSense x 30"L Black Coated	20	15
10A-2231V2-30	0241893	3/8" FIP x 1/2" MIP SuprSense x 30"L Black Coated	20	15
10A-3231V2-30	0241892	1/2" FIP x 1/2" MIP SuprSense x 30"L Black Coated	20	16
10A-3131V2-36	0241921	1/2" MIP x 1/2" MIP SuprSense x 36"L Black Coated	20	17
10A-2131V2-36	0241920	3/8" MIP x 1/2" MIP SuprSense x 36"L Black Coated	20	16
10A-2231V2-36	0241923	3/8" FIP x 1/2" MIP SuprSense x 36"L Black Coated	20	16
10A-3231V2-36	0241922	1/2" FIP x 1/2" MIP SuprSense x 36"L Black Coated	20	17

LV Black Coated Standard Gas Fittings

MIP end

FIP end



Model Number	Ordering Code	Description	Pack Quantity	Pack Weight (lbs)
10A-2121-12	0240373	3/8" MIP x 3/8" MIP x 12"L Black Coated	25	8
10A-2131-12	0240386	3/8" MIP x 1/2" MIP x 12"L Black Coated	25	9
10A-3131-12	0240407	1/2" MIP x 1/2" MIP x 12"L Black Coated	25	10
10A-3132-12	0240377	1/2" MIP x 1/2" FIP x 12"L Black Coated	25	10
10A-2121-18	0240412	3/8" MIP x 3/8" MIP x 18"L Black Coated	25	9
10A-2131-18	0240430	3/8" MIP x 1/2" MIP x 18"L Black Coated	25	10
10A-3131-18	0240450	1/2" MIP x 1/2" MIP x 18"L Black Coated	25	11
10A-3132-18	0240417	1/2" MIP x 1/2" FIP x 18"L Black Coated	25	11
10A-2121-24	0240452	3/8" MIP x 3/8" MIP x 24"L Black Coated	25	10
10A-2131-24	0240466	3/8" MIP x 1/2" MIP x 24"L Black Coated	25	11
10A-3131-24	0240486	1/2" MIP x 1/2" MIP x 24"L Black Coated	25	13
10A-3132-24	0240456	1/2" MIP x 1/2" FIP x 24"L Black Coated	25	13
10A-2121-30	0240496	3/8" MIP x 3/8" MIP x 30"L Black Coated	25	12
10A-2131-30	0240519	3/8" MIP x 1/2" MIP x 30"L Black Coated	25	13
10A-3131-30	0240547	1/2" MIP x 1/2" MIP x 30"L Black Coated	25	14
10A-3132-30	0240504	1/2" MIP x 1/2" FIP x 30"L Black Coated	25	14
10A-2121-36	0240546	3/8" MIP x 3/8" MIP x 36"L Black Coated	25	12
10A-2131-36	0240566	3/8" MIP x 1/2" MIP x 36"L Black Coated	25	14
10A-3131-36	0240587	1/2" MIP x 1/2" MIP x 36"L Black Coated	25	15
10A-3132-36	0240551	1/2" MIP x 1/2" FIP x 36"L Black Coated	25	15

* For additional configuration including nut x nut connectors see Gas Appliance Connectors and Plumbing Supplies Pricing Book or visit the Dormont website www.dormont.com

** For product specifications see page 30

*** Retail bagged connectors available upon request

Note: Product Charts Represent Most Popular Configurations for the Specific Application.



Ultra Flow® High BTU Gas Connectors



40/41/40C Series

1" OD (3/4" ID)

50/51 Series

1-1/4" OD (1" ID)

60/61 Series

1-1/2" OD (1-1/4" ID)



Model Number	Ordering Code	Description	Pack Quantity	Pack Weight (lbs)
41-4142-12	0240923	3/4" MIP x 3/4" FIP x 12"L PVC coating	1	1.40
41-4142-18	0240937	3/4" MIP x 3/4" FIP x 18"L PVC coating	1	1.50
41-4142-24	0240186	3/4" MIP x 3/4" FIP x 24"L PVC coating	1	1.75
41-4142-30	0240187	3/4" MIP x 3/4" FIP x 30"L PVC coating	1	1.87
41-4142-36	0240188	3/4" MIP x 3/4" FIP x 36"L PVC coating	1	2.00
41-4142-48	0240976	3/4" MIP x 3/4" FIP x 48"L PVC coating	1	3.30
41-4142-60	0240997	3/4" MIP x 3/4" FIP x 60"L PVC coating	1	4.00
41-4142-72	0241035	3/4" MIP x 3/4" FIP x 72"L PVC coating	1	5.50
51-5152-12	0241012	1" MIP x 1" FIP x 12"L PVC coating	1	1.80
51-5152-18	0241018	1" MIP x 1" FIP x 18"L PVC coating	1	2.20
51-5152-24	0241029	1" MIP x 1" FIP x 24"L PVC coating	1	2.50
51-5152-30	0241039	1" MIP x 1" FIP x 30"L PVC coating	1	3.10
51-5152-36	0241051	1" MIP x 1" FIP x 36"L PVC coating	1	3.60
51-5152-48	0241066	1" MIP x 1" FIP x 48"L PVC coating	1	4.80
51-5152-60	0241090	1" MIP x 1" FIP x 60"L PVC coating	1	5.20
51-5152-72	0241118	1" MIP x 1" FIP x 72"L PVC coating	1	6.00
61-6162-12	0241195	1-1/4" MIP x 1-1/4" FIP x 12"L PVC coating	1	3.00
61-6162-18	0241205	1-1/4" MIP x 1-1/4" FIP x 18"L PVC coating	1	3.40
61-6162-24	0241215	1-1/4" MIP x 1-1/4" FIP x 24"L PVC coating	1	3.70
61-6162-30	0241228	1-1/4" MIP x 1-1/4" FIP x 30"L PVC coating	1	4.00
61-6162-36	0241237	1-1/4" MIP x 1-1/4" FIP x 36"L PVC coating	1	4.40
61-6162-48	0241260	1-1/4" MIP x 1-1/4" FIP x 48"L PVC coating	1	5.20
61-6162-60	0241274	1-1/4" MIP x 1-1/4" FIP x 60"L PVC coating	1	6.00
61-6162-72	0242437	1-1/4" MIP x 1-1/4" FIP x 72"L PVC coating	1	6.80

Applications

Tankless Water Heaters, Boilers, Gas Meters, Gas Packs, Rooftop HVAC, Stationary Standby Generators, Commercial Water Heaters

* For additional configuration including nut x nut connectors see Gas Appliance Connectors and Plumbing Supplies Pricing Book or visit the Dormont website www.dormont.com

** For product specifications see page 30

*** Retail bagged connectors available upon request

Note: Product Charts Represent Most Popular Configurations for the Specific Application.



SafetyShield® Yellow Coated High Btu Stainless Steel



Model Number	Ordering Code	Description	Pack Quantity	Pack Weight (lbs)
40C-4142-12	0240884	3/4" MIP x 3/4" FIP x 12"L Coated	1	1.75
40C-4142-18	0240908	3/4" MIP x 3/4" FIP x 18"L Coated	1	1.87
40C-4142-24	0240927	3/4" MIP x 3/4" FIP x 24"L Coated	1	2.00
40C-4142-30	0240939	3/4" MIP x 3/4" FIP x 30"L Coated	1	3.00
40C-4142-36	0240950	3/4" MIP x 3/4" FIP x 36"L Coated	1	3.30
40C-4142-48	0240969	3/4" MIP x 3/4" FIP x 48"L Coated	1	4.00
40C-4142-60	0240986	3/4" MIP x 3/4" FIP x 60"L Coated	1	5.50



SUPR-SAFE® High BTU Stainless Steel



Model Number	Ordering Code	Description	Pack Quantity	Pack Weight (lbs)
40-4142-12	0240828	3/4" MIP x 3/4" FIP x 12"L	1	1.00
40-4142-18	0240866	3/4" MIP x 3/4" FIP x 18"L	1	1.15
40-4142-24	0240185	3/4" MIP x 3/4" FIP x 24"L	1	1.35
40-4142-30	0240924	3/4" MIP x 3/4" FIP x 30"L	1	1.55
40-4142-36	0240935	3/4" MIP x 3/4" FIP x 36"L	1	1.87
40-4142-48	0240955	3/4" MIP x 3/4" FIP x 48"L	1	2.27
40-4142-60	0240973	3/4" MIP x 3/4" FIP x 60"L	1	2.35
40-4142-72	0240987	3/4" MIP x 3/4" FIP x 72"L	1	3.00
50-5152-12	0240998	1" MIP x 1" FIP x 12"L	1	1.10
50-5152-18	0241010	1" MIP x 1" FIP x 18"L	1	1.40
50-5152-24	0241007	1" MIP x 1" FIP x 24"L	1	1.70
50-5152-30	0241015	1" MIP x 1" FIP x 30"L	1	1.90
50-5152-36	0241026	1" MIP x 1" FIP x 36"L	1	2.20
50-5152-48	0241049	1" MIP x 1" FIP x 48"L	1	2.70
50-5152-60	0241064	1" MIP x 1" FIP x 60"L	1	2.85
50-5152-72	0241088	1" MIP x 1" FIP x 72"L	1	3.35
60-6162-12	0241185	1-1/4" MIP x 1-1/4" FIP x 12"L	1	1.70
60-6162-18	0241192	1-1/4" MIP x 1-1/4" FIP x 18"L	1	1.90
60-6162-24	0241193	1-1/4" MIP x 1-1/4" FIP x 24"L	1	2.20
60-6162-30	0241206	1-1/4" MIP x 1-1/4" FIP x 30"L	1	2.40
60-6162-36	0241223	1-1/4" MIP x 1-1/4" FIP x 36"L	1	2.70
60-6162-48	0241235	1-1/4" MIP x 1-1/4" FIP x 48"L	1	3.10
60-6162-60	0241254	1-1/4" MIP x 1-1/4" FIP x 60"L	1	3.67
60-6162-72	0241259	1-1/4" MIP x 1-1/4" FIP x 72"L	1	4.20

Note: Product Charts Represent Most Popular Configurations for the Specific Application.

LFTV75 Series
1" OD (3/4" ID)



Lead Free* Tankless Water Heater Connection Kits

Model Number	Ordering Code	Description	Pack Quantity	Pack Weight (lbs)
LFTV75FKIT18	0242438	Gas Tankless Water Heater Lead Free* Single Union Service valve set, 18" Ultraflow gas connector (2) water connectors	2	20
LFTV75FKIT24	0242439	Gas Tankless Water Heater Lead Free* Single Union Service valve set, 24" Ultraflow gas connector (2) water connectors	2	20
LFTV75FKIT36	0242440	Gas Tankless Water Heater Lead Free* Single Union Service valve set, 36" Ultraflow gas connector (2) water connectors	2	20
LFTV75KIT18	0242441	Gas Tankless Water Heater Lead Free* Double Union Service Valve set, 18" Ultraflow gas connector (2) water connectors	2	22
LFTV75KIT24	0241448	Gas Tankless Water Heater Lead Free* Double Union Service Valve set, 24" Ultraflow gas connector (2) water connectors	2	22
LFTV75KIT36	0242442	Gas Tankless Water Heater Lead Free* Double Union Service Valve set, 36" Ultraflow gas connector (2) water connectors	2	22
LFTV75FKIT18NW	0242443	Gas Tankless Water Heater Lead Free* Single Union Service valve set, 18" Ultraflow gas connector	2	18
LFTV75FKIT24NW	0242444	Gas Tankless Water Heater Lead Free* Single Union Service valve set, 24" Ultraflow gas connector	2	18
LFTV75FKIT36NW	0242445	Gas Tankless Water Heater Lead Free* Single Union Service valve set, 36" Ultraflow gas connector	2	18
LFTV75KIT18NW	0242446	Gas Tankless Water Heater Lead Free* Double Union Service Valve set, 18" Ultraflow gas connector	2	20
LFTV75KIT24NW	0242447	Gas Tankless Water Heater Lead Free* Double Union Service Valve set, 24" Ultraflow gas connector	2	20
LFTV75KIT36NW	0242448	Gas Tankless Water Heater Lead Free* Double Union Service Valve set, 36" Ultraflow gas connector	2	20
LFETV75FKIT24	0242449	Electric Tankless Water Heater Lead Free* Single Union Service Valve set, (2) 24" Water Connectors	2	15
LFETV75KIT24	0242450	Electric Tankless Water Heater Lead Free* Double Union Service Valve set, (2) 24" Water Connectors	2	17

Complete Kits for Gas and Electric Tankless Water Heaters

- Everything You Need in One Kit!
- Greater Productivity
Few components simplify installation
No field-stripping or cutting
- Fewer Leak Points
- Simplifies Maintenance
- Flexibility
Numerous kit options meet all contractors needs

*The wetted surface of this product contacted by consumable water contains less than 0.25% of lead by weight.



Applications

- From 1st stage regulator on LP tank to riser
- From riser to 2nd stage regulator at the home
- From LP tank to home

Advantages

- Safe and easy alternative to typical copper or polyethylene connectors
- Increase productivity with quick installation because fittings are already attached
- No cutting or flaring of copper needed which saves time and material
- 304 stainless steel tubing significantly reduces the chance of the material work hardening as opposed to copper tubing
- Heavy-duty, hot-dipped gray PVC coating for extra strength and protection against corrosion

31P Series 5/8" OD (1/2" ID)



LP Gas Connectors-15 PSIG

Model Number	Ordering Code	Description	Pack Quantity	Pack Weight (lbs)
31P-31P32P-24	0240966	5/8" OD Propane Connector with Fittings (1/2" MIP x 1/2" FIP x 24"L)	25	19
31P-31P32P-36	0240974	5/8" OD Propane Connector with Fittings (1/2" MIP x 1/2" FIP x 36"L)	25	22
31P-31P32P-48	0240982	5/8" OD Propane Connector with Fittings (1/2" MIP x 1/2" FIP x 48"L)	25	26
31P-31P32P-60	0240994	5/8" OD Propane Connector with Fittings (1/2" MIP x 1/2" FIP x 60"L)	12	15
31P-31P32P-72	0241030	5/8" OD Propane Connector with Fittings (1/2" MIP x 1/2" FIP x 72"L)	12	16

PORTABLE OUTDOOR GAS APPLIANCE CONNECTORS

20D Series 3/8" ID

30D Series 1/2" ID



Dormont portable outdoor natural gas connectors are developed specifically to connect any outdoor NG or LP appliance to the gas supply piping. Portable outdoor gas connectors allow the user to move their gas appliance around their outdoor living space to accommodate guests, or personal preference.

Product Part Numbers

Model	Ordering Code	Description	Application	Dimension	
				ft.	m
20D-10QD	0241666	3/8" X 10' Portable Outdoor Gas Connector	Natural and LP Gas	10	3.05
20D-12QD	0241667	3/8" X 12' Portable Outdoor Gas Connector	Natural and LP Gas	12	3.66
30D-10QD	0241668	1/2" x 10' Portable Outdoor Gas Connector	Natural and LP Gas	10	3.05
30D-12QD	0241669	1/2" x 12' Portable Outdoor Gas Connector	Natural and LP Gas	12	3.66

30 and 31 Series

5/8" OD (1/2" ID)

40 and 41 Series

1-1/4" OD (1" ID)

50 Series

1-1/2" OD (1-1/4" ID)



Standard Gas Connector Kits

Model Number	Ordering Code	Description	Pack Quantity	Pack Weight (lbs)
7010-3132	0241071	(1) #30-3132-24" Gas Connector (1/2" MIP x 1/2" FIP) 1/2" quick-disconnect, (1) Dust Cap and Dust Plug, (1) Warning Tag	1	1.26
7020-4142	0241023	(1) #30-4142-24" Gas Connector (3/4" MIP x 3/4" FIP) 3/4" quick-disconnect, (1) Dust Cap and Dust Plug, (1) Warning Tag	1	2.05
7030-4142	0241058	(1) #40-4142-24" Gas Connector (3/4" MIP x 3/4" FIP) 3/4" quick-disconnect, (1) Dust Cap and Dust Plug, (1) Warning Tag	1	2.42



Gas Connector Kits with Hot-Dipped Gray PVC Coating

Model Number	Ordering Code	Description	Pack Quantity	Pack Weight (lbs)
7110-3132	0241091	(1) #31-3132-24" Gas Connector (1/2" MIP x 1/2" FIP) 1/2" quick-disconnect, (1) Dust Cap and Dust Plug, (1) Warning Tag	1	1.66
7120-4142	0241043	(1) #31-4142-24" Gas Connector (3/4" MIP x 3/4" FIP) 3/4" quick-disconnect, (1) Dust Cap and Dust Plug, (1) Warning Tag	1	2.05
7130-4142	0241555	(1) #41-4142-24" Gas Connector (3/4" MIP x 3/4" FIP) 3/4" quick-disconnect, (1) Dust Cap and Dust Plug, (1) Warning Tag	1	2.87



Gas Connector Kits with Full Port Valve

Model Number	Ordering Code	Description	Pack Quantity	Pack Weight (lbs)
7021-4142	0241549	(1) #30-4142-24" Gas Connector (3/4" MIP x 3/4" FIP) (1) 3/4" NPT Full Port Valve, (1) 3/4" Plastic Protection Dust Plug, (1) 3/4" Plastic Protection Cap	1	1.60
7031-4142	0241005	(1) #40-4142-24" Gas Connector (3/4" MIP x 3/4" FIP) (1) 3/4" NPT Full Port Valve, (1) 3/4" Plastic Protection Dust Plug, (1) 3/4" Plastic Protection Cap	1	2.38
7041-5152	0241099	(1) #50-5152-24" Gas Connector (1" MIP x 1" FIP) (1) 1" NPT Full Port Valve, (1) 1" Plastic Protection Dust Plug, (1) 1" Plastic Protection Cap	1	4.50

1650 Series
5/8" OD (1/2" ID)

1675 Series
1" OD (3/4" ID)

16100 Series
1-1/4" OD (1" ID)

High BTU commercial gas cooking equipment requires specifically designed gas connection systems to ensure that they are supplied with the correct amount of gas to function properly.

Dormont recommends the following components for a maximum CODE-COMPLIANT foodservice equipment installation.

The Dormont Blue Hose®

The Dormont commercial-grade, braided, coated, stainless steel gas connector is specifically designed to enable the equipment to be safely moved on a regular basis for cleaning and maintenance as determined by code requirements.

The Restraining Cable

Prevents excess strain on the gas connector when moving the appliance.

The SnapFast® One-Handed, Quick-Disconnect Coupling

Makes connecting and disconnecting the equipment faster, easier and safer.



Foodservice Moveable Gas Connectors

Model Number	Ordering Code	Description	Pack Quantity	Pack Weight (lbs)
1650BP36	0241065	1/2" Safety System Replacement Hose, 36" Length	1	1.53
1650BPQR36	0241173	1/2" Safety System Gas Connector Kit with Quick Disconnect and Restraining Device, 36" Length	1	2.50
1650BP48	0241083	1/2" Safety System Replacement Hose, 48" Length	1	2.94
1650BPQR48	0241184	1/2" Safety System Gas Connector Kit with Quick Disconnect and Restraining Device 48" Length	1	5.60
1675BP36	0241095	3/4" Safety System Replacement Hose, 36" Length	1	2.05
1675BPQR36	0241233	3/4" Safety System Gas Connector Kit with Quick Disconnect and Restraining Device, 36" Length	1	3.47
1675BP48	0241105	3/4" Safety System Replacement Hose, 48" Length	1	3.20
1675BPQR48	0240116	3/4" Safety System Gas Connector Kit with Quick Disconnect and Restraining Device, 48" Length	1	4.16
16100BP36	0241150	1" Safety System Replacement Hose, 36" Length	1	3.43
16100BPQR36	0241360	1" Safety System Gas Connector Kit with Quick Disconnect and Restraining Device, 36" Length	1	5.63
16100BP48	0241174	1" Safety System Replacement Hose, 48" Length	1	4.00
16100BPQR48	0241376	1" Safety System Gas Connector Kit with Quick Disconnect and Restraining Device, 48" Length	1	6.42
16125BP36	0241243	1-1/4" Safety System Replacement Hose, 36" Length	1	4.80
16125BPQR36	0241471	1-1/4" Safety System Gas Connector Kit with Quick Disconnect and Restraining Device, 36" Length	1	7.40
16125BP48	0241256	1-1/4" Safety System Replacement Hose, 48" Length	1	6.75
16125BPQR48	0241476	1-1/4" Safety System Gas Connector Kit with Quick Disconnect and Restraining Device, 48" Length	1	8.65




SnapFast Quick Disconnects

Model Number	Ordering Code	Description	Pack Quantity	Pack Weight (lbs)
A50R	0241014	1/2" SnapFast™ Quick-Disconnect	1	0.51
A75R	0241073	3/4" SnapFast Quick-Disconnect	1	0.64
A100R	0241146	1" SnapFast Quick-Disconnect	1	1.51
A125R	0241335	1-1/4" SnapFast Quick-Disconnect	1	1.99



Gas Adapters



Easy to Use Handle

- Handles are ergonomically designed for smooth turns.
- Quarter-turn handle design makes for easy on/off operation.
- Most handles feature a lock-out for added safety.

Easier Installation

- Large wrench flats allow for quick, easy installation.

Reliable Long-Lasting Performance

- The forged brass body eliminates the possibility of leaks associated with cast products.
- All valves are 100% leak tested.
- Valves are approved and design-certified by CSA for use with natural, manufactured, mixed liquefied petroleum gases, and LP gas-air mixtures.

IMPORTANT: The National Fuel Gas Code (ANSI Z223.1) requires each outlet, including a valve, be closed gas tight with a threaded plug or cap immediately after installation and until equipment is connected, and when equipment is disconnected from an outlet and the outlet is not to be used again immediately.

Model Number	Ordering Code	Description	Pack Quantity	Pack Weight (lbs)
90-1031-V1R	CALL	1/2" MNPT x 3/8" FNPT, SuprSense Excess Flow Valve	5	3.50
90-1031-V2R	0145976	1/2" MNPT x 3/8" FNPT, SuprSense Excess Flow Valve	5	3.50
90-2031-V4B	0243752	1/2" MNPT (no female), SuprSense Excess Flow Valve	5	3.50
90-3041-V5R	CALL	3/4" MNPT x 1/2" FNPT, SuprSense Excess Flow Valve	5	3.53
90-303M-V6B	0243751	1/2" MNPT (no female), SuprSense Excess Flow Valve	5	3.50
90-3031	0240194	5/8" OD Flare (15/16" - 16 thread) x 1/2" MIP (Tapped 3/8" FIP)	25	5.50
90-3041	0240196	5/8" OD Flare (15/16" - 16 thread) x 3/4" MIP (Tapped 1/2" FIP)	25	6.80
90-3032	0240195	5/8" OD Flare (15/16" - 16 thread) x 1/2" FIP	25	5.00
90-3042	0240197	5/8" OD Flare (15/16" - 16 thread) x 3/4" FIP	25	5.30
95-3042	0241568	5/8" OD Flare (15/16" - 16 thread) x 3/4" FIP Elbow	25	6.80
90-2021	0240206	1/2" OD Flare x 3/8" MIP (Tapped 1/4" FIP)	25	4.00
90-2031	0240190	1/2" OD Flare x 1/2" MIP (Tapped 3/8" FIP)	25	5.50
90-2041	0240192	1/2" OD Flare x 3/4" MIP (Tapped 1/2" FIP)	25	5.50
90-2022	0240189	1/2" OD Flare x 3/8" FIP	25	3.30
90-2032	0240191	1/2" OD Flare x 1/2" FIP	25	4.30
90-2042	0240193	1/2" OD Flare x 3/4" FIP	25	5.50
90-1021	0240205	3/8" OD Flare x 3/8" MIP (Tapped 1/4" FIP)	25	3.00
90-1031	0240210	3/8" OD Flare x 1/2" MIP (Tapped 3/8" FIP)	25	5.00
90-1022	0240203	3/8" OD Flare x 3/8" FIP	25	3.00
90-1032	0240209	3/8" OD Flare x 1/2" FIP	25	4.00
95-1021	0241566	3/8" OD Flare x 3/8" MIP Elbow	25	4.20
90-4041	0240217	1" OD Flare x 3/4" MIP (Tapped 1/2" FIP)	10	2.80
90-4042	0240234	1" OD Flare x 3/4" FIP	10	3.50
90-5051	0240229	1-1/4" OD Flare x 1" MIP (Tapped 3/4" FIP)	10	4.00
90-5052	0240227	1-1/4" OD Flare x 1" FIP	10	3.80
90-6061	0240962	1-1/2" OD Flare x 1-1/4" MIP (Tapped 1" FIP)	10	6.00
90-6062	0240944	1-1/2" OD Flare x 1-1/4" FIP	10	5.70
SAFETYCAP-01	0240202	3/8" SAE Thread (3/8" OD)	10	0.80
SAFETYCAP-02	0240204	1/2" SAE Thread (1/2" OD) Thread (5/8" OD)	10	1.30
SAFETYCAP-03	0240207	5/8" SAE Thread (5/8" OD)	10	2.00
SAFETYCAP-04	0240208	5/8" OD (15/16" - 16 Thread)	10	2.90



Gas Shutoff Valves

Model Number	Ordering Code	Description	Pack Quantity	Pack Weight (lbs)
92-2222	0240219	3/8" FIP x 3/8" FIP	10	3.00
92-3232	0240200	1/2" FIP x 1/2" FIP	10	3.60
92-4242	0240201	3/4" FIP x 3/4" FIP	10	5.50
92ST-3232	0240880	1/2" FIP x 1/2" FIP	10	4.50
92ST-4242	0240933	3/4" FIP x 3/4" FIP	10	5.70
91-1032	0240198	3/8" OD Flare x 1/2" FIP	10	3.70
91-2032	0240199	1/2" OD Flare x 1/2" FIP	10	4.00
91-3032	0240236	5/8" OD Flare (15/16" - 16 thread) x 1/2" FIP	10	4.50
91-3042	0240291	5/8" OD Flare (15/16" - 16 thread) x 3/4" FIP	10	5.80
93-1032	0240269	3/8" OD Flare x 1/2" FIP Angle	10	5.10
93-2032	0240282	3/8" OD Flare x 1/2" FIP Angle	10	5.30
93-3042	0240302	3/8" OD Flare x 1/2" FIP Angle	10	6.00
94-3232	0240244	1/2" FIP x 1/2" FIP	10	5.10
94-4242	0240342	3/4" FIP x 3/4" FIP	10	7.50
94-5252	0240759	1" FIP x 1" FIP	6	7.80

Dormont gas appliance and line pressure regulators are designed for main burner and/or pilot applications, where precise control of tiny flows is an essential operating requirement.

- Housings are high strength aluminum castings.
- All models have been tested for multi-position mounting and may be installed in any plane or angle without restriction.
- They may be used with natural, manufactured, mixed, LP, or LP gas-air mixture.



R48P42-0512-10



RV48-CL-32



RV61LNG-52



R325 Regulator



R625 Regulator

Gas Appliance and Line Pressure Regulators

Part	EDP	Description	Pack Quantity	Pack Weight (lbs)
RV47LNG-22	0241604	Natural Gas 3/8" Pipe Size, 125,000 BTU per hr, 1/2 psig inlet pressure, 2.8"-5.2" w.c.	1	0.40
R48N32-0306-3.5	0241593	Natural Gas 1/2" Pipe Size, 230,000 BTU per hr, 1/2 psig inlet pressure, 3.0"-6.0" w.c.	1	0.54
R48N42-0306-3.5	0241594	Natural Gas 3/4" Pipe Size, 250,000 BTU per hr, 1/2 psig inlet pressure, 3.0"-6.0" w.c.	1	0.59
*R48P32-0512-10	0241595	LP Gas 1/2" Pipe Size, 200,000 BTU per hr, 1/2 psig inlet pressure, 8.0"-12.0" w.c.	1	0.60
*R48P42-0512-10	0241596	LP Gas 3/4" Pipe Size, 368,000 BTU per hr, 1/2 psig inlet pressure, 5.0"-12.0" w.c.	1	0.54
RV47CL-33	0241603	Convertible 3/8" Pipe Size, 125,000 NG/200,000 LP BTU per hr, 1/2 psig inlet pressure, 4.0"-10.0" w.c.	1	0.40
RV48CL-32	0241605	Convertible 1/2" Pipe Size, 230,000 NG/368,000 LP BTU per hr, 1/2 psig inlet pressure, 5.0"-10.0" w.c.	1	0.60
RV48CL-42	0241606	Convertible 3/4" Pipe Size, 250,000 NG/ 400,000 LP BTU per hr, 1/2 psig inlet pressure, 5.0"-10.0" w.c.	1	0.54
RV61LNG-52*	0241607	Natural Gas 1" Pipe Size, 1,100,000 BTU per hr, 1 psig inlet pressure, 4.0"-8.0" w.c.	1	2.37
RV61LNG-62*	0241608	Natural Gas 1-1/4" Pipe Size, 1,100,000 BTU per hr, 1 psig inlet pressure, 4.0"-8.0" w.c.	1	2.20
RV81LNG-72*	0241609	Natural Gas 1-1/2" Pipe Size, 2,500,000 BTU per hr, 1 psig inlet pressure, 3.0"-8.0" w.c.	1	4.00

⚠ WARNING

*Regulators marked are for main burner only. Not for pilot load applications.

Dormont Manufacturing 2 psig regulators are designed for natural and liquefied propane gases.

- CSA design certified.
- Manufactured as gas appliance regulators and as line pressure regulators.
- Both series supply precise regulating control from full-flow, down to tiny pilot flows.
- In the absence of flow, these regulators guarantee excellent control of the outlet pressure.
- Meet standard requirements for use with residential, commercial, and industrial applications.

Gas Appliance Pressure Regulators

Part	Ordering Code	Description	Pack Quantity	Pack Weight (lbs)
R325N32-0509-06	0241590	Natural Gas Lever Action Regulator 1/2" Pipe Size, 150,000 BTU per hr, 2 psig inlet pressure, Spring range 5" to 9", spring preset at 6	1	0.76
R325N32-0711-08	0241591	Natural Gas Lever Action Regulator 1/2" Pipe Size, 150,000 BTU per hr, 2 psig inlet pressure, Spring range 7" to 11", spring preset at 8	1	0.79
R325P32-0711-11	0241592	LP Gas Lever Action Regulator 1/2" Pipe Size, 150,000 BTU per hr, 2 psig inlet pressure, Spring range 7" to 11", spring preset at 11	1	0.80
R625N42-0711-08	0241597	Natural Gas Lever Action Regulator 3/4" Pipe Size, 300,000 BTU per hr, 2 psig inlet pressure, Spring range 7" to 11", spring preset at 8	1	1.84
R625P42-0711-11	0241598	LP Gas Lever Action Regulator 3/4" Pipe Size, 300,000 BTU per hr, 2 psig inlet pressure, Spring range 7" to 11", spring preset at 11	1	1.90

Supr-Safe® Stainless Steel Gas Connector Specifications

Features and Specifications

- Tubing Annealed, 304 stainless steel (ASTM A240)
- Flare nuts Brass or plated steel
- Adapters Brass or plated steel
Meets SAE J512 standard – 45° flare (with the exception of 15/16" – 16 threads of 5/8" OD)
- Optional coating . Heavy-duty, antimicrobial, hot-dipped gray PVC (for 1/2" OD (21 series) and 5/8" OD (31 series only). Coating will not hold a flame.
- Approved for indoor and outdoor use
- Temperature rating with adapters: -40°F to 150°F
- Temperature rating with valves: -40°F to 125°F
- 100% Factory leak tested
- When installing a new appliance or when an existing appliance is moved to a new location a NEW gas connector must be used per manufacturer's installation instructions and per product standards ANSI Z21.24/CSA 6.10 and ANSI Z21.75/CSA 6.27.
- Avoid repeated bending, flexing, or extreme vibration. Do not use on portable gas generators due to excessive vibration.

FIP end

MIP end



Applications

Indoor

- Range
- Dryer
- Water Heater
- Gas Fireplace
- Garage Heater
- Wall Heater
- Tankless Water Heater
- Furnace
- Space Heaters

Outdoor

- Rooftop Units
- Outdoor Dryer
- Stationary Outdoor Grills
- Gas Fire Pits

Manufactured Home

- Mobile Home Gas Meter
- Cross-over Gas Connection Kits

Design Certifications and Approvals

- ANSI Z21.24/CSA 6.10 – Connectors for Gas Appliances
- ANSI Z21.75/CSA 6.27 – Connectors for Outdoor Appliances and Manufactured Homes
- City of New York – MEA #376-92-M
- Approved by the Commonwealth of Massachusetts Board of State Examiners of Plumbers and Gas Fitters – connector length may not exceed 36".



Connector Minimum Flow Capacity – **For Natural Gas** (per ANSI Z21.24/CSA 6.10 & ANSI Z21.75/CSA 6.27)
Straight Length Capacity – BTU per Hr 0.64 SG., 1000 BTU per Cu. Ft. at 0.5 inch Water Column (124 Pa) Pressure Drop

Series	Nominal OD (in)	Nominal ID (in)	12"	18"	24"	30"	36"	48"	60"	72"
10	3/8"	1/4"	48,000	43,800	40,000	36,400	33,400	28,300	24,900	23,100
20	1/2"	3/8"	102,000	93,100	85,000	77,100	71,100	60,500	53,200	49,100
30	5/8"	1/2"	180,000	164,200	150,000	136,000	125,000	106,000	93,200	86,000

Connector Minimum Flow Capacity – **For Propane Gas** (per ANSI Z21.24/CSA 6.10 & ANSI Z21.75/CSA 6.27)
Straight Length Capacity – BTU per Hr 1.55 SG., 2500 BTU per Cu. Ft. at 0.5 inch Water Column (124 Pa) Pressure Drop

Series	Nominal OD (in)	Nominal ID (in)	12"	18"	24"	30"	36"	48"	60"	72"
10	3/8"	1/4"	76,800	70,080	64,000	58,240	53,440	45,280	39,840	36,960
20	1/2"	3/8"	163,200	148,960	136,000	123,360	113,760	96,800	85,120	78,560
30	5/8"	1/2"	288,000	262,720	240,000	217,600	200,000	169,600	149,120	137,600

NOTICE

When using 0.2 water column pressure drop, capacity can be determined by multiplying the values above by 0.632 (for both natural and propane gas). For capacities at other than noted, contact Dormont at 1-800-DORMONT.

SafetyShield® Yellow Coated Gas Connector Specifications

Features and Specifications

- Tubing Annealed, 304 stainless steel (ASTM A240)
- Coating Custom Formulated Polymer
- Flare nuts Brass or plated steel
- Adapters Brass or plated steel
Meets SAE J512 standard – 45° flare (with the exception of 15/16" – 16 threads of 5/8" OD)
- Approved for indoor and outdoor use
- Temperature rating of connector with adapters: -40°F to 150°F
- Temperature rating with valves: -40°F to 125°F
- 100% factory leak tested
- When installing a new appliance or when an existing appliance is moved to a new location a NEW gas connector must be used per manufacturer's installation instructions and per product standards ANSI Z21.24/CSA 6.10 and ANSI Z21.75/CSA 6.27.
- Not engineered for high temperature applications such as gas logs, fireplace inserts or free-standing fireplaces
- Not suitable for moveable installations. Not NSF certified
- Avoid repeated bending, flexing, or extreme vibration. Do not use on portable gas generators due to excessive vibration

FIP end

MIP end



Design Certifications and Approvals

- ANSI Z21.24/CSA 6.10 – Connectors for Gas Appliances
- ANSI Z21.75/CSA 6.27 – Connectors for Outdoor Appliances and Manufactured Homes
- City of New York – MEA #376-92-M
- Approved by the Commonwealth of Massachusetts Board of State Examiners of Plumbers and Gas Fitters – connector length may not exceed 36".

⚠ WARNING

All installations must completely comply with all Dormont manufacturing company warnings and instructions, national, state and local codes and all applicable ANSI standards.



Connector Minimum Flow Capacity – For Natural Gas (per ANSI Z21.24/CSA 6.10 & ANSI Z21.75/CSA 6.27)

Straight Length Capacity – BTU per Hr 0.64 SG., 1000 BTU per Cu. Ft. at 0.5 inch Water Column (124 Pa) Pressure Drop

Series	Nominal OD (in)	Nominal ID (in)	12"	18"	24"	30"	36"	48"	60"	72"
10C	3/8"	1/4"	48,000	43,800	40,000	36,400	33,400	28,300	24,900	23,100
20C	1/2"	3/8"	102,000	93,100	85,000	77,100	71,100	60,500	53,200	49,100
30C	5/8"	1/2"	180,000	164,200	150,000	136,000	125,000	106,000	93,200	86,000

Connector Minimum Flow Capacity – For Propane Gas (per ANSI Z21.24/CSA 6.10 & ANSI Z21.75/CSA 6.27)

Straight Length Capacity – BTU per Hr 1.55 SG., 2500 BTU per Cu. Ft. at 0.5 inch Water Column (124 Pa) Pressure Drop

Series	Nominal OD (in)	Nominal ID (in)	12"	18"	24"	30"	36"	48"	60"	72"
10C	3/8"	1/4"	76,800	70,080	64,000	58,240	53,440	45,280	39,840	36,960
20C	1/2"	3/8"	163,200	148,960	136,000	123,360	113,760	96,800	85,120	78,560
30C	5/8"	1/2"	288,000	262,720	240,000	217,600	200,000	169,600	149,120	137,600

NOTICE

When using 0.2 water column pressure drop, capacity can be determined by multiplying the values above by 0.632 (for both natural and propane gas). For capacities at other than noted, contact Dormont at 1-800-DORMONT.

LV Black Coated Gas Connector Specifications

Specifically engineered for high-temperature applications such as gas logs, fireplace inserts, and free-standing fireplaces

- Designed to reduce glare and hide the connector from view to enhance the beauty of the hearth.
- Hi-temperature black coating hides the connector while withstanding up to 350°F.
- FLARE adapters and flare nuts are plated with black to further reduce the visibility of the gas connection.

Features and Specifications

- Tubing Annealed, 304 stainless steel (ASTM A240)
- Black coating. Maximum temperature rating: 350°F
- Flare nuts Brass or steel with black plated steel
- Adapters Brass or steel with black plated steel
- Approved for indoor and outdoor use
- Designed for high-temperature applications up to 350°F.
- 100% factory leak tested.
- When installing a new appliance or when an existing appliance is moved to a new location a NEW gas connector must be used per manufacturer's installation instructions and per product standards ANSI Z21.24/CSA 6.10 and ANSI Z21.75/CSA 6.27.
- Avoid repeated bending, flexing, or extreme vibration. Do not use on portable gas generators due to excessive vibration

MIP end

FIP end



- Coating reduces glare and hides the connector from view
- Black adapters and flare nuts further reduce visibility of the connector
- Black coating withstands up to 350°F
- Exclusive No-Neck® design provides protection against stress fractures
- More corrugations per inch increase flexibility and extend service life

Design Certifications and Approvals

- ANSI Z21.24/CSA 6.10 – Connectors for Gas Appliances
- ANSI Z21.75/CSA 6.27 – Connectors for Outdoor Appliances and Manufactured Homes
- City of New York – MEA #376-92-M
- Approved by the Commonwealth of Massachusetts Board of State Examiners of Plumbers and Gas Fitters – connector length may not exceed 36"

⚠ WARNING

All installations must completely comply with all Dormont manufacturing company warnings and instructions, national, state and local codes and all applicable ansi standards.

Connector Minimum Flow Capacity – For Natural Gas (per ANSI Z21.24/CSA 6.10 & ANSI Z21.75/CSA 6.27)

Straight Length Capacity – BTU per Hr 0.64 SG., 1000 BTU per Cu. Ft.
at 0.5 inch Water Column Pressure Drop

Series	Nominal OD (in)	Nominal ID (in)	12"	18"	24"	30"	36"
10A	3/8"	1/4"	48,000	43,800	40,000	36,400	33,400
20A	1/2"	3/8"	102,000	93,100	85,000	77,100	71,100

Connector Minimum Flow Capacity – For Propane Gas (per ANSI Z21.24/CSA 6.10 & ANSI Z21.75/CSA 6.27)

Straight Length Capacity – BTU per Hr 1.55 SG., 2500 BTU per Cu. Ft.
at 0.5 inch Water Column Pressure Drop

Series	Nominal OD (in)	Nominal ID (in)	12"	18"	24"	30"	36"
10A	3/8"	1/4"	76,800	70,080	64,000	58,240	53,440
20A	1/2"	3/8"	163,200	148,960	136,000	123,360	113,760



NOTICE

When using 0.2 water column pressure drop, capacity can be determined by multiplying the values above by 0.632 (for both natural and propane gas). For capacities at other than noted, contact Dormont at 1-800-DORMONT.

High BTU Stainless Steel Gas Connectors



Features and Specifications

- Tubing Annealed, 304 stainless steel (ASTM A240)
- Flare nuts Brass or plated steel
- Adapters Brass or plated steel
- Optional coating Heavy-duty, antimicrobial, hot-dipped gray PVC (41, 51 & 61 series). Coating will not hold a flame.
- Approved for indoor and outdoor use
- Operating temperature with adapters: -40°F to 150°F
- 100% leak tested
- When installing a new appliance or when an existing appliance is moved to a new location a NEW gas connector must be used per manufacturer's installation instructions and per product standards ANSI Z21.24/CSA 6.10 and ANSI Z21.75/CSA 6.27.
- Avoid repeated bending, flexing, or extreme vibration. Do not use on portable gas generators due to excessive vibration
- Not suitable for moveable installations. Not NSF certified.

Design Certifications and Approvals

- ANSI Z21.24/CSA 6.10 – Connectors for Gas Appliances
- ANSI Z21.75/CSA 6.27 – Connectors for Outdoor Appliances and Manufactured Homes
- City of New York – MEA #376-92-M
- Approved by the Commonwealth of Massachusetts Board of State Examiners of Plumbers and Gas Fitters – connector length may not exceed 36".

* Tested and passed vibration criteria set forth in UL2200, section 35.1.3.3, "Stationary Engine Generator Assemblies," and UL536, section 7, "Flexible Metallic Hose."

Applications

- Boilers
- Gas Meters
- Furnaces
- Commercial

Designed for high BTU demand
 Exclusive No-Neck® design increases flexibility
 CSA design-certified
 Durable 304 stainless steel tubing
 More corrugations per inch increase flexibility and extend service life

Water Heaters

- Gas packs/Rooftop HVAC units
- Tankless Water Heater
- Stationary Standby Gas Generators*
- Specifically designed for application with a significant BTU requirement. Can supply up to 1.5 million BTU (natural gas) or 2.4 million (propane), depending on length.
- Eliminates the need for pipe nipples, 90's and elbows.
- Pre-fabricated gas connector means no field threading, cutting or assembly of CSST fitting and tubing.
- Available with hot-dipped PVC coating with antimicrobial agent, SafetyShield yellow coating, or Stainless Steel.

⚠ WARNING

All installations must completely comply with all Dormont manufacturing company warnings and instructions, national, state and local codes and all applicable ansi standards.

Connector Minimum Flow Capacity – **For Natural Gas** (per ANSI Z21.24/CSA 6.10 & ANSI Z21.75/CSA 6.27)
 Straight Length Capacity – BTU per Hr 0.64 SG., 1000 BTU per Cu. Ft. at 0.5 inch Water Column Pressure Drop

Series	Nominal OD (in)	Nominal ID (in)	12"	18"	24"	30"	36"	48"	60"	72"
40/41/40C	1"	3/4"	349,000	318,500	290,900	270,500	255,900	215,000	197,400	173,900
50/51	1-1/4"	1"	698,000	637,000	581,800	545,200	515,900	442,700	398,900	347,800
60/61	1-1/2"	1-1/4"	1,500,000		1,470,000		1,200,000	1,130,000	960,000	930,000

Connector Minimum Flow Capacity – **For Propane Gas** (per ANSI Z21.24/CSA 6.10 & ANSI Z21.75/CSA 6.27)
 Straight Length Capacity – BTU per Hr 1.55 SG., 2500 BTU per Cu. Ft. at 0.5 inch Water Column Pressure Drop

Series	Nominal OD (in)	Nominal ID (in)	12"	18"	24"	30"	36"	48"	60"	72"
40/41/40C	1"	3/4"	558,400	509,600	465,440	432,800	409,440	344,000	315,840	278,240
50/51	1-1/4"	1"	1,116,800	1,019,200	930,880	872,320	825,440	708,320	638,240	556,480
60/61	1-1/2"	1-1/4"	2,400,000		2,352,000		1,920,000	1,808,000	1,536,000	1,488,000

NOTICE

When using 0.2 water column pressure drop, capacity can be determined by multiplying the values above by 0.632 (for both natural and propane gas). For capacities at other than noted, contact Dormont at 1-800-DORMONT.

Portable Outdoor Gas Connector

Features

3/8" Model: 3/8" ID Hose with 3/8" Female Flare x 3/8" Female NPT Quick Disconnect

1/2" Model: 1/2" ID Hose with 1/2" Female Flare x 1/2" Female NPT Quick Disconnect

Available in 10' and 12' lengths

Gas Hose Connector listed to ANSI Z21.54/CSA 8.4

Quick Disconnect listed to ANSI Z21.41/CSA 6.9



Pressure and Temperature

Working Pressure: 1/2 psi / .04 bar

Max Temp: 200°F / 93°C

Min Temp: -40°F / -40°C

Product Part Numbers

Model	Ordering Codes	Description	Application	Dimension	
				ft.	m
20D-10QD	0241666	3/8" X 10' Portable Outdoor Gas Connector	Natural and LP Gas	10	3.05
20D-12QD	0241667	3/8" X 12' Portable Outdoor Gas Connector	Natural and LP Gas	12	3.66
30D-10QD	0241668	1/2" x 10' Portable Outdoor Gas Connector	Natural and LP Gas	10	3.05
30D-12QD	0241669	1/2" x 12' Portable Outdoor Gas Connector	Natural and LP Gas	12	3.66



This is a representative list of certifications carried by Dormont Manufacturing. Not all products carry all certifications. Product certifications are listed on the applicable product page. Contact Dormont Manufacturing at 1-800-DORMONT for additional information.

- Canadian Standards Association**
- ANSI Z21.24 /CSA 6.10** Connectors for Gas Appliances
 - ANSI Z21.69 /CSA 6.16** Connectors for Movable Gas Appliances
 - ANSI Z21.15 /CSA 9.1** Manually Operated Gas Valve for Appliances, Appliance Connector Valves and Hose End Valves
 - ANSI Z21.41 /CSA 6.9** Quick Disconnect Devices for use with Gas Fuel
 - ANSI Z21.18 /CSA 6.3** Gas Appliance Pressure Regulators
 - ANSI Z21.75 /CSA 6.27** Connectors for Outdoor Appliances and Manufactured Homes
 - ANSI Z21.54/CSA 8.4** Gas Hose Connector for Portable Outdoor Gas Fired Appliances
 - ANSI Z21.90 /CSA.6.24** Gas Convenience Outlets and Operational Enclosures
 - UL567** Pipe Connectors for Flammable and Combustible Liquids and LP-Gas. For use with natural gas and propane

Additional Certifications

- NSF/ANSI 61** Drinking Water System Components
- Annex G, NSF/ANSI 61** Weighted Average Lead Content Evaluation
- NSF/ANSI 372** Drinking Water System Components Lead Content
- NSF/ANSI 169** Special Purpose Food Equipment and Devices
- City of New York** MEA #379-92-M and #376-92-M
- IAPMO** T99 Gas Supply Connectors for Manufactured Homes

Approved by the Commonwealth of Massachusetts Board of State Examiners of Plumbers and Gas Fitters.

Commonwealth of Massachusetts code requirements:

- Connector Length may not exceed 48"
- Lever handle valves are not permitted

Meets the Requirements of:

- ANSI Z223.1NFPA54** National Fuel Gas Code*
- ICC / AGA** International Fuel Gas Code*

- IAPMO** **Uniform Plumbing Code**
- Uniform Mechanical Code**

CAN/CSA-B149.1 Natural Gas and Propane Installation Code- Canada

- British Standard Institute**
- Certified to BS689-2:1997 License #KM39643
- Tested by BSI, meets the essential safety and performance requirements of BS669 Part 1 and Part 2

- CORGI**
Technical Bulletin 54

- Association Royale Des Gaziers Belges**
- Societe Technique De L'Industrie
- Du Gaz En Belgique A.S.B.L Test Report LDG/95/2166-2170 December 1995

- AS 4631-2005 CERTIFICATE #5531

- The Australian Gas Association**
- A.C.N. 004 206 044

- Australian Liquefied Petroleum**
- A.C.N. 002 703 951

- AS / NZS 1869 2012 CERTIFICATE #5305**
Hose and Hose Assemblies for liquefied petroleum gases (LP Gas), Natural gas, and town gas

- Danish Government Gas Institute**
- Type-examination certificate #DG-3419, Flexible Metal Hose
- Type-examination certificate #DG-3420, Flexible Metal Hose
- Type-examination certificate #DG-3421, Quick Disconnect Coupling
- Type-examination certificate #DG-3422, Ball Valve

Vinyl Pegboard Display

Quick and easy to assemble, the Dormont vinyl POP display simply attaches onto existing pegboard or slatwall. The base is 24" x 55" and has a variety of accessories to create a custom display! Call Customer Service for an order form.



Free Standing Display

The D-D-RESPOP features an attractive but tough powder-coat finish. Product can be displayed on standard peg hooks or with special ganghooks, (see below).



D-D-RESPOP



Connector merchandising hooks available for:

- 10-Series 3/8"OD x 1/4" ID
- 20-Series 1/2"OD x 3/8" ID
- 30-Series 5/8"OD x 1/2" ID
- 40-Series 1"OD x 3/4" ID
- 50-Series 1-1/4"OD x 1" ID



Counter Mat
Laminated, 11" x 14"
Order: RESCM

Connect with Confidence

With Dormont, you—and your customers—gain the security of knowing...

- EVERY connector is backed by THE safe installation of more than 115 million gas connectors over 50 years.
- EVERY connector is 100% leak tested.
- Our products are specified and preferred by gas utilities, housing authorities, professional installers, and restaurant chains nationwide.
- Dormont makes each gas connector as if it were going to be installed in our own homes or businesses.
- Dormont provides competitive pricing without sacrificing quality.

With Dormont, you—and your customers—gain the quality assurance of...

- An ISO 9001:2008 registered U.S. manufacturer of gas connectors.
- State-of-the-art production facilities with proprietary equipment in Pittsburgh, Pennsylvania, USA.
- Expert factory-based technical support for installations.
- Exceeding the performance requirements required by CSA and the ANSI product standards.
- Consistent, world-class service and inventory support with 99% on-time shipping.

Dormont Gas Connectors are proudly built in America.

Most Dormont foodservice products are built in the United States from domestic and foreign parts and components.

Dormont products are specified and preferred by gas utilities, housing authorities, professional installers, service technicians, architects, FCSI designers, appliance manufacturers and restaurant chains nationwide.





A Watts Water Technologies Company

USA: Tel: (800) 367-6668 • Fax: (724) 733-4808 • Dormont.com

Canada: Tel: (905) 332-4090 • Fax: (905) 332-7068 • Dormont.ca

Latin America: Tel: (52) 81-1001-8600 • Fax: (52) 81-8000-7091 • Dormont.com