

Framed Access Doors

CONTACT


Office: 888.973.7600

1100 Ashwood Drive
Suite 1102
Canonsburg, PA 15317


www.clward.com

Detail


- High density fiberglass insulation with UL classification: FHC25/50
- Consist of two, 24 gauge galvanized steel panels, mechanically locked together
- Designed for up to 3" static pressure.
- R-Value of 5
- Available in DOVETAIL and PRESS ON
- Meets SMACNA requirements for low pressure doors
- High density, closed cell gasket, which has a service range of – 20° to 100°, is bonded to both the inside and outside of the dovetail frame and on the inside only of the press-on door frame. Press-on frame has a double sided adhesive gasket on the outside of the door frame that has a service range of -100° to 200°
- Dovetail Frames 6x6 to 12x12 are manufactured from 24 gauge Galvanized steel. Dovetail frames 14x14 to 24x24 are manufactured from 22 gauge galvanized steel.
- All frames are manufactured with spotwelds at each corner for increased strength
- Press-on doors have a durable double sided adhesive gasket that allows an easy installation to metal ductwork
- Hinges are full length galvanized piano hinge secured to both the frame and door with three spot welds
- Cams are manufactured from 16 gauge galvanized steel and secured to the door with a rivet
- Latches are manufactured from 20 gauge galvanized steel and secured to the frame with two spot welds
- Access doors available with chains upon request
- Frames available for 1" and 1.5" ductboard.



CAMMED



HINGED

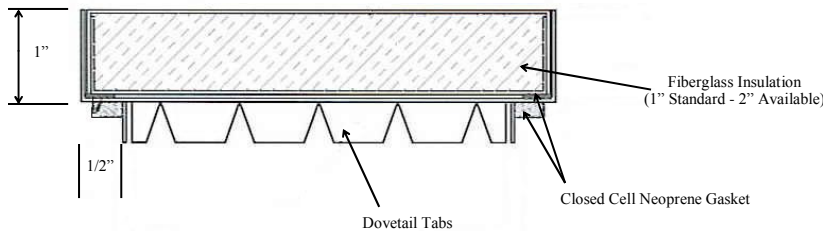


PRESS-ON HINGED

Profile

Hinged Doors - 6" x 6" through 14" x 14" have one CAM lock
16" x 16" through 24" x 24" have two CAM locks

CAM Doors - 6" x 6" through 14" x 14" have two CAM locks
16" x 16" through 24" x 24" have four CAM locks



Packaging

Door Size	# Per Carton	Lbs. Per Carton	Door Size	# Per Carton	Lbs. Per Carton
6"	20	31	16"	5	30
8"	20	45	18"	5	38
10"	10	30	20"	5	45
12"	10	39	24"	5	60
14"	10	50			

