



All Product Specifications

Quick Reference Guide | March 2018



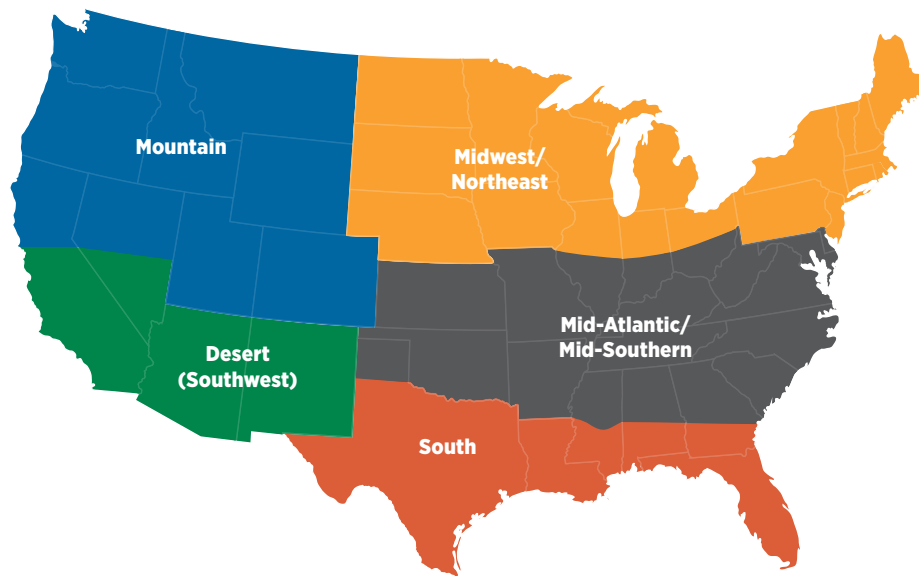
For full product guidelines, refer to product guides at AprilairePartners.com.

Regional Humidifier Applications

Aprilaire humidifiers can be installed on many different types of HVAC equipment and controlled to provide optimal humidity levels. This application guide is to assist in the selection of the appropriate Aprilaire product based upon geography and heating equipment.

The Aprilaire humidifier product portfolio consists of evaporative flow through, fan-powered products and residential steam. It's important to consider the plenum temperature, air flow (fan speed) and run time (heat call primary, fan only call secondary) when selecting products.

Aprilaire's control strategy will maximize the humidifier run time/capacity. The automatic humidity controls have an integrated blower activation relay. This relay is factory set to "ON". It will turn on the humidifier and the HVAC blower for humidification without a heat call. This will dramatically increase the capacity of the humidifier. Installations with a manual humidifier control can increase capacity by turning the thermostat fan to "ON". When installing evaporative humidifiers, it's recommended they are plumbed to hot water.



Application Map

This application map assists in the selection of the appropriate Aprilaire product based upon geography and heating equipment.

HVAC VARIABLES				CLIMATE ZONE/RECOMMENDED SOLUTION BY MODEL				
Equipment	Plenum Temp. In °F	Run Time	Airflow Volume	MIDWEST/NORTHEAST	MID-ATLANTIC/MID-SOUTHERN	SOUTH	DESERT (SOUTHWEST)	MOUNTAIN
Gas/Oil Furnace-Single Speed	120-140	Periodic	Adequate	400/500/600/700/800	500/600/700/800	600/700/800	800	600/700/800
Gas/Oil Variable Speed Furnace	120-140	Constant	Limited	700/800*	700/800	700/800	800	700/800*
Heat Pump/Geo-Single Stage	90	Periodic	Adequate	600/700/800	600/700/800	800	800	600/700/800
Heat Pump/Geo-Multi-Variable Speed Furnace	90	Constant	Limited	700/800	700/800	800	800	700/800
Boiler With Ahu	70	Periodic	Adequate	800	800	800	800	800
Boiler With Ahu/Coil	90	Periodic	Adequate	700/800	700/800	800	800	800
Boiler	N/A	N/A	N/A	865/350/360	865/350/360	865/350/360	865/350/360	865/350/360
Electric Baseboard Heating	N/A	N/A	N/A	865/350/360	865/350/360	865/350/360	865/350/360	865/350/360
Humidifying with A/C Unit	<70	Periodic	Adequate	N/A	N/A	800	800	800

*Evaporative performance of bypass humidifiers decreases with lower airflow volume and temperature. Bypass models can be used in these applications if the HVAC system pressure differential between supply and return ducts is at least 0.08 in.wg and air temperature in the supply duct is at least 100°F.

Humidifiers

	Aprilaire Humidifiers	Model No.	Type of Humidification	Unit Size Width x Height x Depth	Plenum Opening	Capacity GPD = Gallons Per Day	Electrical Data
800 Series		800** 801***	Steam Humidifier For applications when evaporative units are less practical (attics, crawl spaces, closets, milder winter climates, non-forced-air heating source).	10 ³ / ₈ " x 20 ⁷ / ₈ " x 7 ¹ / ₈ "	-	11.5 GPD 16.0 GPD 20.5 GPD	120V 60Hz 11.5 AMP 120V 60Hz 16 AMP 208V 60Hz 11.5 AMP
		865 866***	Ductless Humidification System Includes the Model 800, Fan Pack, Model 65 Control and Model 4028 Drain Trap. For homes without forced-air heating systems.	Fan Pack: 14" x 6 ⁹ / ₁₀ " x 3 ¹⁵ / ₁₆ " Finished Grille: 16 ¹ / ₁₆ " x 9" x 1 ⁵ / ₁₆ "	-	30.0 GPD 23.3 GPD 34.6 GPD	208V 60Hz 16 AMP 240V 60Hz 11.5 AMP 240V 60Hz 16 AMP
700 Series		700* 700M**	Powered Unit Built-in fan that pulls heated air directly from the furnace.	15 ² / ₃₂ " x 18" x 10 ¹ / ₃₂ "	W: 14 ³ / ₄ " H: 14 ⁵ / ₁₆ "	18 GPD	120V 60Hz 0.8 AMP
600 Series		600* 600M**	Bypass Unit Uses the furnace blower to move air through a Water Panel®	15 ³ / ₈ " x 15 ³ / ₄ " x 10 ³ / ₄ " 6" dia. round opening	W: 10" H: 12 ³ / ₄ "	17 GPD	24V 60Hz 0.5 AMP
500 Series		500* 500M**	Bypass Unit Designed for smaller homes.	15 ⁵ / ₈ " x 13" x 10 ¹ / ₄ " 6" dia. round opening	W: 9 ¹ / ₂ " H: 9 ¹ / ₂ "	12 GPD	24V 60Hz 0.5 AMP
400 Series		400* 400M**	Bypass Unit Uses 100% of water and evaporative technology that eliminates the need for a drain. Conserves Water. 	15 ³ / ₈ " x 15 ³ / ₄ " x 10 ¹ / ₄ "* 6" dia. round opening See note on heat pumps†	W: 10" H: 12 ³ / ₄ "	17 GPD	24V 60Hz 0.5 AMP
300 Series		360 350	Self-contained Designed for homes with radiators or baseboard heat.	Model 360: 13 ³ / ₄ " x 12 ³ / ₄ " x 12 ¹ / ₂ " Model 350: 13 ³ / ₄ " x 12 ³ / ₄ " x 15"	-	12 GPD	Model 360: 120V 60Hz 0.7 AMP Model 350: 120V 60Hz 0.9 AMP



HUMIDIFIER SIZING GUIDELINES GPD Needed Per Square Foot† Based on Building Structure Tightness							
Structure Tightness (8 Ft Ceilings)	1000 Ft²	1500 Ft²	2000 Ft²	2500 Ft²	3000 Ft²	4000 Ft²	5000 Ft²
Tight	4.3 GPD	6.4 GPD	8.5 GPD	10.6 GPD	12.7 GPD	17 GPD	21.2 GPD
Average	8.6 GPD	12.8 GPD	17 GPD	21.3 GPD	25.4 GPD	34 GPD	42.6 GPD
Loose	12.7 GPD	19.1 GPD	25.5 GPD	31.8 GPD	38.1 GPD	51 GPD	63.6 GPD

*Automatic Digital Control with Auto-Trac® (shown)

**Manual Control - For those rare occurrences where an automatic control is not practical, Aprilaire digital control can be installed in manual mode while still delivering the accuracy and information you need for optimal performance.

***801 & 866 Modulating Steam Humidifier - For precise RH control. Controls are sold separately.

† Heat Pumps - Model 400 can be installed in heat pump applications. However, due to the fact that heat pumps deliver lower temperature air to the home than gas furnaces, evaporation will be approximately 60% of rated capacity. (With other Aprilaire models, hot water can be used instead of cold to maximize evaporation. However, due to the nature of the wicking water panel in the Model 400 hot water provides less benefit.) As such, your dealer will need to take the size and age of your home

into consideration to ensure the Model 400 will provide satisfactory comfort and protection through adequate humidification.

†† Model 800LC available for low conductive water 75-300uS/cm and 120VAC applications.






‡ AHRI Air Conditioning, Heating, and Refrigeration Institute GPD = Gallons Per Day Guideline F

A family of 4 will add 2 gallons of humidity per day through everyday activities like breathing, cooking, bathing and washing. Evaporative capacities assume blower is active 100% of the time, plenum temperature is at 120° F and water is cold.

Bypass Humidifiers - Can be installed on the supply or return plenum.

Water Usage Rate - Models 350, 360 and 700 are 6 gph (gph=gallons per hour); Models 500 and 600 are 3 gph; Model 400 is 0.7 gph; Model 800 is 0.6 to 1.8 gph depending on voltage, amp draw and water quality.

Dehumidifiers

Aprilaire Dehumidifiers	Model No.	Unit Size	Capacity ppd = Pints Per Day	Weight lbs	Efficiency @ 80°F/ 60% RH	Airflow (CFM)	Power @ 80°F/ 60% RH	Supply Voltage	Current Draw @ 80°F/ 60% RH	Air Filter	Power Cord
  	1830¹	W: 12½" H: 14½" D: 25"	 70 ppd	67	4 pints/ kWh	160	757 watts	120 VAC 1 Phase 60 Hz	6.3 amps	1" MERV 8	8' 120 VAC Grounded Plug
	1850										
	1850F²	W: 12½" H: 14½" D: 27½"	95 ppd	70	4.7 pints/ kWh	265	870 watts		8.0 amps		
	1850W³										
	1870¹				113		900 watts				
	1870W^{1,3}	W: 19½" H: 18¾" D: 30"	 130 ppd			6.1 pints/ kWh	310		8.3 amps		
1870F^{1,2}				114		996 watts					

DEHUMIDIFIER SIZING GUIDELINES



The recommended home floor area (ft²) that each listed dehumidifier can dehumidify, assuming 8 ft. ceilings. These are sizing guidelines only. The actual home size is dependent on the exact location of the home, the actual total ventilation rate, occupant living habits, moisture removal characteristics of the air conditioning system and the environmental conditions at which the occupants experience comfort.

	Model 1830		Model 1850		Model 1870	
	1.00 ACH	.50 ACH	1.00 ACH	.50 ACH	1.00 ACH	.50 ACH
Region A	2800 Ft ²	3800 Ft ²	3800 Ft ²	5200 Ft ²	5200 Ft ²	7200 Ft ²
Region B	2200 Ft ²	3400 Ft ²	3000 Ft ²	4700 Ft ²	3900 Ft ²	6500 Ft ²
Region C	1400 Ft ²	2000 Ft ²	1900 Ft ²	2800 Ft ²	2300 Ft ²	3600 Ft ²

ACH = Air Changes per Hour. The tighter the house, the lower the ACH.

¹ An ENERGY STAR® certified product

² 1850F/1870F is a free-standing dehumidifier on casters with no duct collars

³ 1850W/1870W is a hardwired unit only



Air Purifiers



Aprilaire Air Purifiers		Model No.	Nominal Size (in Inches)	Cabinet Size	Shipping Weight lbs	Primary Replacement Filter No.	Alternative Replacment Filters	
2000 Series							MERV 16	
		2216	20 x 25	W: 6¾" H: 22½" D: 27¾"	20	216	213CBN, 213, 210	
		2416	16 x 25	W: 6¾" H: 17¾" D: 30½"	19.25	416	413CBN, 413, 410	
		2516	31 x 28	W: 6¾" H: 31" D: 30½"	24.9	516	513CBN, 513, 510	
							MERV 13	
		2210	20 x 25	W: 6¾" H: 22½" D: 27¾"	19	213	216, 213CBN, 210	
		2310	20 x 20	W: 6¾" H: 20¾" D: 22½"	17	313	310	
		2410	16 x 25	W: 6¾" H: 17¾" D: 30½"	19	413	416, 413CBN, 410	
	1000 Series							MERV 11
1110*			16 x 20	W: 6¾" H: 17¾" D: 22½"	13	110	113	
1210			20 x 25	W: 6¾" H: 22½" D: 27¾"	20	210	216, 213CBN, 213	
1310			20 x 20	W: 6¾" H: 20¾" D: 22½"	15	310	313	
		1410	16 x 25	W: 6¾" H: 17¾" D: 30½"	19	410	416, 413CBN, 413	
		1510*	31 x 28	W: 6¾" H: 31" D: 30½"	28	510	516, 513CBN, 513	
		1610	16 x 25	W: 15½" H: 17½" D: 30½"	30	410	416, 413CBN, 413	
		1620	20 x 25	W: 15½" H: 22½" D: 27¾"	33	210	216, 213CBN, 213	
		1910	25 x 20	W: 6¾" H: 25½" D: 22½"	18	910	913	
5000 Series			5000	16 x 25	W: 12" H (front): 18¾" H (back): 17¾" D: 31"	35	501	—
					ELECTRONIC AIR PURIFIER			

Air Purifier Filters

PRESSURE DROP CHART															
Filter No.	Static Pressures at Variable CFM (in. w.c.)*														
	200	400	600	800	1000	1200	1400	1600	1800	2000	2200	2400	2600	2800	3000
MERV 16 ALLERGY & ASTHMA 216	-	0.06	0.09	0.13	0.17	0.23	0.29	0.36	-	-	-	-	-	-	-
416	-	0.07	0.11	0.15	0.21	0.28	0.36	-	-	-	-	-	-	-	-
516	-	0.04	0.05	0.07	0.10	0.12	0.15	0.17	0.21	0.24	0.28	0.32	0.36	-	-
MERV 13 HEALTHY HOME 113	0.03	0.07	0.11	0.16	0.22	0.29	-	-	-	-	-	-	-	-	-
213	0.02	0.04	0.06	0.09	0.12	0.15	0.19	0.23	0.27	0.31	-	-	-	-	-
313	0.03	0.05	0.09	0.13	0.17	0.23	-	-	-	-	-	-	-	-	-
413	0.02	0.05	0.07	0.10	0.14	0.17	0.22	0.26	0.31	0.37	-	-	-	-	-
513	0.01	0.02	0.04	0.05	0.05	0.07	0.08	0.10	0.11	0.13	0.15	0.17	0.18	0.20	0.23
613	0.02	0.05	0.07	0.10	0.14	0.17	0.22	0.26	0.31	0.37	-	-	-	-	-
813	0.02	0.04	0.06	0.09	0.12	0.15	0.19	0.23	0.27	0.31	-	-	-	-	-
913	-	0.04	0.07	0.10	0.13	0.17	0.22	0.25	0.30	0.35	-	-	-	-	-
MERV 13 ODOR REDUCTION 213CBN	-	0.04	0.07	0.10	0.13	0.17	0.21	0.25	0.30	0.35	-	-	-	-	-
413CBN	-	0.04	0.07	0.10	0.14	0.19	0.24	0.29	0.36	0.43	-	-	-	-	-
513CBN	-	0.03	0.04	0.05	0.07	0.08	0.10	0.12	0.15	0.17	0.20	0.22	0.25	0.29	0.32
MERV 11 CLEAN AIR 110	0.02	0.05	0.06	0.10	0.14	0.20	-	-	-	-	-	-	-	-	-
210	0.02	0.03	0.04	0.06	0.08	0.11	0.13	0.16	0.19	0.22	-	-	-	-	-
310	0.02	0.04	0.06	0.10	0.14	0.19	-	-	-	-	-	-	-	-	-
410	0.02	0.03	0.05	0.07	0.09	0.12	0.15	0.19	0.22	0.27	-	-	-	-	-
510	0.02	0.02	0.03	0.04	0.04	0.05	0.06	0.07	0.09	0.10	0.12	0.14	0.15	0.17	0.19
610	0.02	0.03	0.05	0.07	0.09	0.12	0.15	0.19	0.22	0.27	-	-	-	-	-
810	0.02	0.03	0.04	0.06	0.08	0.11	0.13	0.16	0.19	0.22	-	-	-	-	-
910	-	0.03	0.05	0.07	0.09	0.12	0.15	0.18	0.22	0.27	-	-	-	-	-
MERV 10 201	0.02	0.04	0.05	0.08	0.10	0.14	0.17	0.21	0.25	0.29	-	-	-	-	-
401	0.02	0.04	0.05	0.08	0.10	0.14	0.17	0.21	0.25	0.29	-	-	-	-	-
EAP 501	0.02	0.04	0.05	0.08	0.10	0.14	0.17	0.21	0.25	0.29	-	-	-	-	-

*Highest value shown is maximum recommended airflow capacity.

Air Purifier Filters

REMOVAL EFFICIENCY (Based on Particle Size)			
	0.3–1.0 Microns	1.0–3.0 Microns	3.0–10.0 Microns
MERV 16	95%	98%	99%
MERV 13	63%	88%	93%
MERV 11	37%	67%	92%
MERV 10	22%	56%	92%
EAP (Model 5000)	89%	95%	98%

Test Method - MERV 10-16 -ASHRAE 52.2.2012, EAP - AHRI 680-2009



UPGRADE KITS					
Filter No.	Used With Space-Gard & Aprilaire Air Purifier Models	Nominal Size (in inches)	Included Filter	Static Pressure Drop (in. w.c.) @ 1200 CFM	Maximum Airflow Capacity (in CFM)
1213	2200*	20 x 25	213	0.15	2000
1413	2400*	16 x 25	413	0.17	2000

MERV 13

*Air purifier models no longer available.



COMPETITIVE UPGRADE RAILS				
Upgrade Rails	Fits Air Purifier Size (in inches)	Filters	Fits Air Purifier Models By	Maximum Airflow Capacity (in CFM)
Model 4897	16 x 25	610, 613	Carrier General Honeywell Lennox Trion Ultravation	2000
	20 x 25	810, 813		2000
Model 4898	16 x 20	110, 113		1200
	20 x 20	310, 313		1200

REPLACEMENT FILTERS				
Filter No.	Used with Aprilaire Air Purifier Models	Nominal Size (in inches)	Static Pressure Drop (in. w.c.) @ 1200 CFM	Maximum Airflow Capacity (in CFM)
201	2200 Space-Gard, 2200 Aprilaire	20 x 25	0.14	2000
401	2400 Space-Gard, 2400 Aprilaire	16 x 25	0.14	2000

MERV 10

Thermostat & IAQ Controls



Residential Model No. • Stages		8444 • 1H/1C 8446 • 2H/1C HP 8448 Universal • 2H/2C, 4H/2C HP	8463 • 1H/1C 8465 • 2H/1C HP 8466 Universal • 2H/2C, H/2C HP	8476W(Wi-Fi) 8476 Universal • 2H/2C, 4H/2C HP	8600 Universal • 2H/2C, 4H/2C HP	8620W(Wi-Fi) 8620 Universal • 2H/2C, 4H/2C HP	8910W(Wi-Fi) 8910 Universal • 3H/3C, 4H/2C HP	8920W(Wi-Fi) Universal • 3H/3C, 4H/2C HP
Home Automation Model No.		-	-	8810	8800	8820	8830	8840
Dimensions (Width x Height x Depth)		5¼" x 4½" x 1"			6" x 4¼" x 1¼"		6" x 4¼" x 1¼"	7¼" x 4¼" x 1"
Temperature Control	Easy to Read Display	●	●	●	●	●	●	●
	Simple Setup	●	●	●	●	●	●	●
	Displays Outdoor Temperature (if equipped)	●	●	●	●	●	●	●
	Adjustable Differential	●	●	●	●	●	●	●
	Progressive Recovery		●	●	●	●	●	●
	Heat Blast					●	●	●
Air Cleaning	Event-Based™ Air Cleaning			●		●	●	●
	Air Cleaning Notice			●		●	●	●
	Change Filter Alert	●	●	●	●	●	●	●
Humidifier Control	Automatic or Manual Humidifier Control					●	●	●
	"Humidifier On" Notice					●	●	●
	Displays Indoor RH					●	●	●
	Energizes HVAC Blower for Humidity					●	●	●
	Controls Humidifier with 24 VAC Dry Contact					●	●	●
Dehumidifier Control	Controls Whole-Home Dehumidifier					●	●	●
	Controls A/C Equipment for Dehumidification					●	●	●
	Displays Indoor RH					●	●	●
	"Dehumidifier On" Notice					●	●	●
	Energizes HVAC Blower for Dehumidification					●	●	●
	Controls Dehumidifier with 24 VAC Dry Contact					●	●	●
Ventilation Control	Programmable for Timed Ventilation					●	●	●
	Programmable for ASHRAE 62.2 Ventilation					●	●	●
	Configurable Temperature and Humidity Limits					●	●	●
	"Ventilation On" Notice					●	●	●
Product Configuration	Controls Air Cleaner and Humid or Dehumid or Vent					●	●	●
	Controls Air Cleaner and Humid, Dehumid and Vent					●	●	●
	Wired Outdoor Temperature Sensor Included					●	●	●
	Wireless Outdoor Temperature and Relative Humidity Sensor Available (sold separately)						●	●
	Two-Part Design - Only 3 Wires to the Living Space						●	●

* Equipment Control Module = 8¾" x 9¾" x 1¼"




Zone Control Panels

	Model	Specifications
Universal		<p>6404 – 4 Zone Universal Multistage (Can be expanded to 12 zones with Model 6401)</p> <p>6403 – 3 Zone Universal Multistage</p> <p>Overall Dimensions 8¹⁷/₆₀" W x 14¹⁸/₆₅" H x 1⁴³/₆₀" D</p> <hr/> <p>Humidity 5% - 90% RH, non-condensing</p> <hr/> <p>Operating Temperature 32°F - 158°F</p> <hr/> <p>Shipping Temperature -40°F - 165°F</p> <hr/> <p>Voltage 18-30VAC 50/60 Hz</p> <hr/> <p>Maximum Current Damper output per zone (fused): 18VA at 158°F, 30VA at 90°F zone panel and thermostats (fused): 18VA at 158°F, 30VA at 90°F zone panel consumption: 4VA max Note: Use 18 or 20 AWG solid (non-stranded) wire</p> <p>+ 2 Heat 2 Cool or 4 Heat 2 Cool (Heat Pump) + Compatible with Model 8056 wireless outdoor sensor</p> <p>Zoned Comfort Control™ Kits* Available: 6404K & 6403K</p>
Heat Pump Only		<p>6303 – 3 Zone Heat Pump</p> <p>6302 – 2 Zone Heat Pump</p> <p>Overall Dimensions 8⁶/₁₀₀" W x 9³³/₆₀" H x 1⁴³/₆₀" D</p> <hr/> <p>Humidity 5% - 90% RH, non-condensing</p> <hr/> <p>Operating Temperature 32°F - 158°F</p> <hr/> <p>Shipping Temperature -40°F - 180°F</p> <hr/> <p>Voltage 18-30VAC 50/60 Hz</p> <hr/> <p>Maximum Current Damper output per zone (fused): 18VA at 158°F, 30VA at 90°F zone panel and thermostats (fused): 18VA at 158°F, 30VA at 90°F zone panel consumption: 4VA max Note: Use 18 or 20 AWG solid (non-stranded) wire</p> <p>+ 2 Heat 1 Cool Single Stage</p> <p>Zoned Comfort Control™ Kits* Available: 6303K & 6302K</p>
Conventional Only		<p>6203 – 3 Zone Heat/Cool</p> <p>6202 – 2 Zone Heat/Cool</p> <p>Overall Dimensions 8⁶/₁₀₀" W x 9³³/₆₀" H x 1⁴³/₆₀" D</p> <hr/> <p>Humidity 5% - 90% RH, non-condensing</p> <hr/> <p>Operating Temperature 32°F - 158°F</p> <hr/> <p>Shipping Temperature -40°F - 180°F</p> <hr/> <p>Voltage 18-30VAC 50/60 Hz</p> <hr/> <p>Maximum Current Damper output per zone (fused): 18VA at 158°F, 30VA at 90°F zone panel and thermostats (fused): 18VA at 158°F, 30VA at 90°F zone panel consumption: 4VA max Note: Use 18 or 20 AWG solid (non-stranded) wire</p> <p>+ 1 Heat 1 Cool Single Stage</p> <p>Zoned Comfort Control™ Kits* Available: 6203K & 6202K</p>

* Zoned Comfort Control Kits include: Zone panel, 6" duct probe and 24V 40VA universal transformer






Zone Dampers

		RECTANGULAR DAMPER SIZE & STOCK NO.*												
		Nominal Width (in inches)												
		8 (200mm)	10 (250mm)	12 (300mm)	14 (350mm)	16 (400mm)	18 (450mm)	20 (500mm)	22 (550mm)	24 (600mm)	26 (650mm)	28 (700mm)	30 (750mm)	
 <p>Side Mount Motor mounted on short dimension</p>	Nominal Height (in inches)	8 (200mm)	6721	6722	6723	6724	6725	6726	6727	6728	6729	6730	6731	6753
		10 (250mm)	-	6732	6733	6734	6735	6736	6737	6738	6739	6740	6741	6742
		12 (300mm)	-	-	6743	6744	6745	6746	6747	6748	6749	6750	6751	6752
		14 (350mm)	-	-	-	6754	6755	6756	6757	6758	6759	6760	6761	6762
		16 (400mm)	-	-	-	-	6763	6764	6765	6766	6767	6768	6769	6770
		18 (450mm)	-	-	-	-	-	6771	6772	6773	6774	6775	6776	6777
		20 (500mm)	-	-	-	-	-	-	6778	6779	6780	6781	6782	6783
		22 (550mm)	-	-	-	-	-	-	-	6784	6785	6786	6787	6788
		24 (600mm)	-	-	-	-	-	-	-	-	6789	6790	6791	6792
		26 (650mm)	-	-	-	-	-	-	-	-	-	6793	6794	6795
		28 (700mm)	-	-	-	-	-	-	-	-	-	-	6796	6797
		30 (750mm)	-	-	-	-	-	-	-	-	-	-	-	6798
<p>Bottom Mount Motor mounted on long dimension</p>		8 (200mm)	6721	6812	6813	6814	6815	6816	6817	6818	6819	-	-	-
		10 (250mm)	-	6732	6823	6824	6825	6826	6827	6828	6829	-	-	-
		12 (300mm)	-	-	6743	6834	6835	6836	6837	6838	6839	-	-	-

* Rectangular Damper Dimension = Nominal width + 3.5"

** 10 day lead time for shaded items

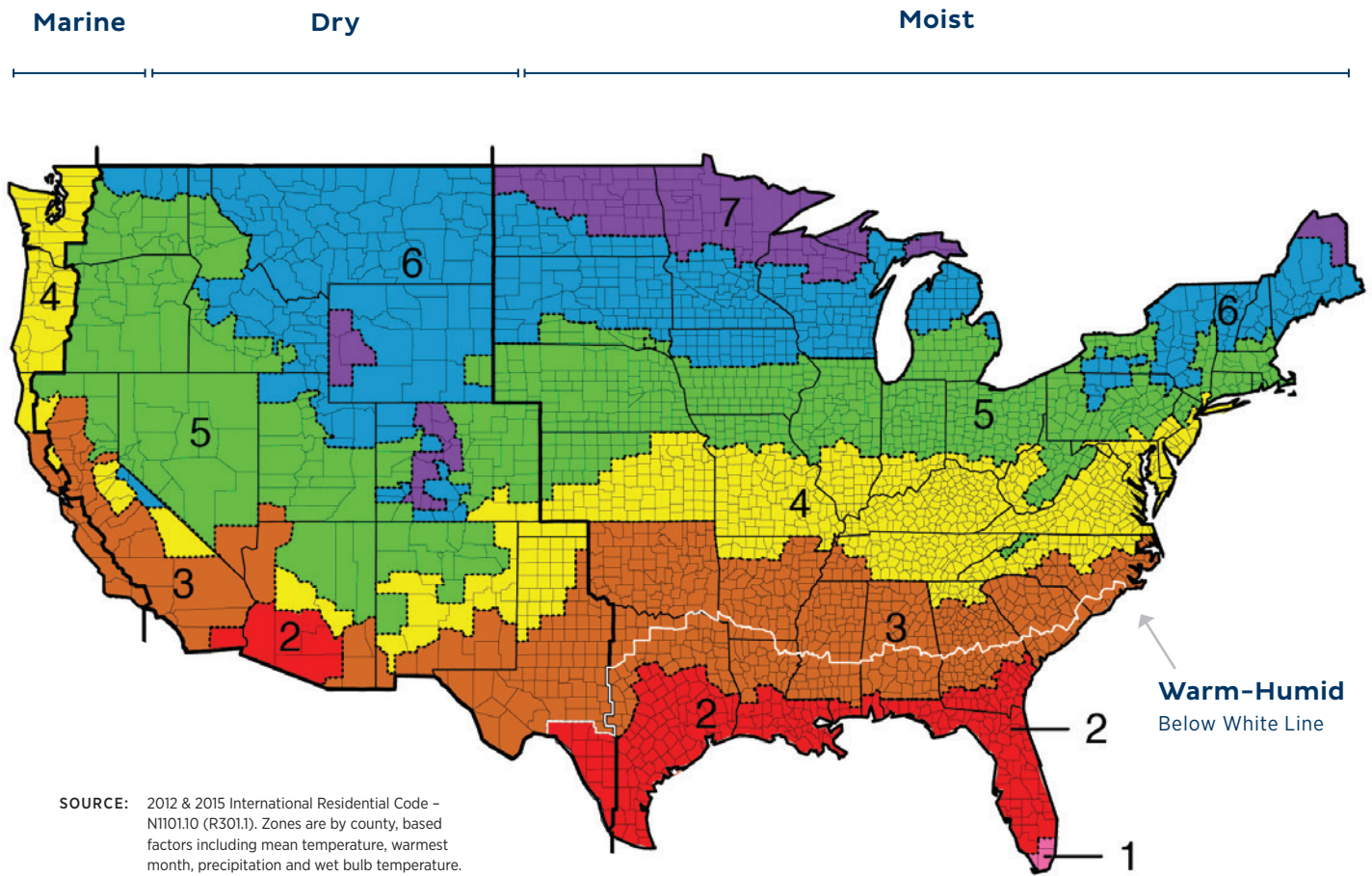
Zone Dampers

		ROUND DAMPER SIZE & STOCK NO.*											
		Nominal Diameter (in inches)											
		4" (102mm)	5" (127mm)	6" (153mm)	7" (178mm)	8" (200mm)	9" (229mm)	10" (250mm)	12" (300mm)	14" (350mm)	16" (400mm)	18" (450mm)	20" (500mm)
	Zone Damper (Normally open/ power closed)	-	-	6606	6607	6608	6609	6610	6612	6614	6616	6618	6620
				H: 10 ³ / ₄ "	H: 10 ³ / ₄ "	H: 10 ³ / ₄ "	H: 10 ³ / ₄ "	H: 10 ³ / ₄ "	H: 12 ³ / ₄ "	H: 14 ³ / ₄ "	H: 16 ³ / ₄ "	H: 19 ³¹ / ₆₀ "	H: 22"
	Ventilation Damper (Normally closed/ power opened)	-	-	6506	-	6508	-	6510	6512	-	-	-	-
				H: 10 ³ / ₄ "		H: 10 ³ / ₄ "		H: 10 ³ / ₄ "	H: 12 ³ / ₄ "				
	Barometric Pressure Relief (Air flow activated)	-	-	-	-	6108	-	6110	6112	6114	6116	-	-
						H: 10 ³ / ₄ "		H: 10 ³ / ₄ "	H: 12 ³ / ₄ "	H: 14 ³ / ₄ "	H: 16 ³ / ₄ "		
	Static Pressure Relief (Power activated)	-	-	-	-	6208	-	6210	6212	6214	6216	6218	6220
						H: 8"		H: 10"	H: 12"	H: 14"	H: 16"	H: 18"	H: 20"
	Round Slip-In Damper (Normally open/ power closed)	6704	6705	6706	6707	6708	-	6710	-	-	-	-	-
		W: 3 ⁵ / ₈ " H: 12 ³ / ₈ " D: 7 ³ / ₁₆ "	W: 3 ⁵ / ₈ " H: 12 ³ / ₈ " D: 8 ³ / ₁₆ "	W: 3 ⁵ / ₈ " H: 12 ³ / ₈ " D: 9 ³ / ₁₆ "	W: 3 ⁵ / ₈ " H: 12 ³ / ₈ " D: 10 ³ / ₁₆ "	W: 3 ⁵ / ₈ " H: 12 ³ / ₈ " D: 11 ³ / ₁₆ "		W: 3 ⁵ / ₈ " H: 12 ³ / ₈ " D: 13 ³ / ₁₆ "					

* Round Damper Dimension = Nominal diameter + 4.5"

Ventilation Climate Zones

Managing the quality of ventilated air delivered into the home is critical to providing a healthy indoor environment. The requirements change significantly based on climate. Aprilaire ventilation solutions work with the HVAC equipment to remove moisture, harmful particulates and other contaminants such as VOC's. It's critical to use adequate ventilation controls and application guidance to properly ventilate rather than to simply pull air through walls with local exhaust ventilation.



Use this map and the adjoining application guide to determine the recommended product solution for your climate. These recommendations are based on moisture removal demands, energy savings, and integration with the HVAC equipment.

Ventilation Supply Solutions

Aprilaire Ventilation Residential New Construction Application Matrix

ZONE	CLIMATE TYPE	MAJOR CITIES	PRIMARY SOLUTION ¹	FRESH AIR DUCTED ²	ECONOMY- OR COMFORT-FOCUSED SOLUTION	MULTI-FAMILY NEW CONSTRUCTION SOLUTION
1	Hot & Moist	Miami	8191 or 8192 Dehumidifies incoming ventilation air	HVAC Return	8140 or 8126X	8144NC
2	Hot & Moist	Orlando, Mobile, New Orleans, Houston, Austin, San Antonio	8191 or 8192 Dehumidifies incoming ventilation air	HVAC Return	8140 or 8126X	8144NC
2	Hot & Dry	Phoenix, Tucson	8142 Mixes ventilation air after cooling or heating	HVAC Supply	8126X	8144NC
3	Warm & Moist	Charlotte, Charleston, Atlanta, Little Rock, Oklahoma City, DFW	8191 or 8192 Dehumidifies incoming ventilation air	HVAC Return	8140 or 8126X	8144NC
3	Warm & Dry	El Paso, Las Vegas, Los Angeles, Sacramento	8142 Mixes ventilation air after cooling or heating	HVAC Supply	8126X	8144NC
3	Warm & Marine	San Francisco, San Jose	8142 Mixes ventilation air after cooling or heating	HVAC Supply	8140 or 8126X	8144NC
4	Mixed & Moist	Philadelphia, Washington DC, Baltimore, Nashville, St. Louis, Wichita, Louisville	8140 Mixes ventilation air prior to cooling or heating	HVAC Return	8191, 8192 or 8126X	8144NC
4	Mixed & Dry	Albuquerque, Amarillo	8142 Mixes ventilation air after cooling or heating	HVAC Supply	8140 or 8126X	8144NC
4	Mixed & Marine	Portland, Seattle	8142 Mixes ventilation air after cooling or heating	HVAC Supply	8140 or 8126X	8144NC
5	Cool & Moist	Boston, Pittsburgh, Columbus, Indianapolis, Detroit, Chicago, Des Moines, Omaha	8140 Mixes ventilation air prior to cooling or heating	HVAC Return	8126X	8144NC
5	Cool & Dry	Denver, Salt Lake City, Boise, Reno	8140 Mixes ventilation air prior to cooling or heating	HVAC Supply or Return	8142 or 8126X	8144NC
6	Cold & Moist	Toronto, Vancouver, Milwaukee, Madison, Minneapolis-St Paul, Sioux Falls	8140 Mixes ventilation air prior to cooling or heating	HVAC Return	8126X	8144NC
6	Cold & Dry	Helena, Cheyenne	8140 Mixes ventilation air prior to cooling or heating	HVAC Return	8126X	8144NC
7	Extreme Cold & Moist	Fargo, Duluth, Calgary, Edmonton	8140 Mixes ventilation air prior to cooling or heating	HVAC Return	8126X	8144NC



¹ Primary Aprilaire recommended supply ventilation solution for optimal performance and building code adherence.

² HVAC application considerations based upon moist versus dry air, and proper mixing into the ductwork.

Ventilation

Aprilaire Ventilation Systems	Model No.	Unit Size	Dehumidification Capacity ppd = Pints Per Day	Shipping Weight lbs	Airflow 0.2 in. w.c. @ (CFM)	Product Description
FRESH AIR VENTILATORS WITH DEHUMIDIFICATION						
	8191	W: 12½" H: 14½" L: 25"	70 ppd	82.50	120	The ventilation control is integrated into the Aprilaire whole-home unit. The unit energizes its blower and opens a damper drawing fresh air into the home. If the incoming air is above a set relative humidity percentage, the incoming air is dehumidified.
	8192	W: 12½" H: 14½" L: 27½"	95 ppd	84.00	230	
FRESH AIR VENTILATORS						
	8140 8140NC	W: 14½" H: 11¾" L: 27½"	-	30.50 30.00	225	Aprilaire ventilation control energizes a blower in the ventilator and opens an integrated damper delivering fresh air into the return or the supply. NC models do not include an onboard controller so that ventilation can be controlled by a thermostat located within the living space.
	8142 8142NC	W: 13½" H: 6¼" L: 11¼"	-	12.36 9.80	210	
	8144NC	W: 10¼" H: 18½" D: 10¼"	-	20.50	130	The 8144NC is designed to provide continuous low-volume ventilation for smaller single- and multi-family homes. An 8120X ventilation controller may be added to set the unit for energy code ventilation or use high/low temperature and RH lock outs for comfort set up.
VENTILATION CONTROLLER						
	8120X	W: 4¼" H: 3¾" D: 1¾"	-	.50	-	The 8120X engages a fan or damper on various Aprilaire ventilation solutions to allow the delivery of fresh air to a supply or return on the HVAC system. Control can be programmed to deliver the correct amount of fresh air required by code or within high/low outdoor temperature and indoor RH lockouts set by the installer or homeowner.
VENTILATION SYSTEM						
	8126X	W: 10¾" H: 10¾" D: 6"	-	6.50	-	Aprilaire ventilation control energizes a powered damper mounted on the return side of the HVAC blower. When the HVAC blower energizes, negative pressure draws fresh air into the home.
KITCHEN VENTILATION KITS						
	6508KV	W: 8" H: 10¾" D: 12½"	-	6.00	185	The Aprilaire 6508KV, 6510KV Kitchen Ventilation Kit is designed to locally provide make-up air to areas where high-CFM range hoods (typically near 400 CFM or above) are used to prevent home depressurization and its consequences.
	6510KV	W: 10" H: 10¾" D: 14½"	-	6.70	390	
FRESH AIR EXCHANGER (ERV)						
	8100	W: 37¾" H: 20¾" D: 12¾"	-	87.00	130	Aprilaire ventilation control (not included) or thermostat energizes blowers in the ventilator drawing fresh air in and exhausting stale air out of the home. The air flow is balanced, eliminating pressure, and energy is transferred between incoming and outgoing air.

Accessories

Aprilaire Accessories	Model No.	Product Description	Unit Size	Type of Wire	Compatible Models
	8051	Flush Mount Sensor Ideal for residential or light commercial applications where customer requires nothing to be seen on the wall.	Disk: 1½" dia. Friction fit in a 1" opening. Air gap of ¼" required.	18-24 gauge 2 conductor wire (or more conductors)	8600 8620 8620W 8910
	8052	Outdoor/Duct Sensor Designed for outdoor or duct installation including with use of zone control panels.	Probe: ¼" dia. x 1¼" L Bracket: ¾" x ¾"		8910W 8920W 8800 8820
	8053	Surface Mount Sensor Perfect for light indoor commercial applications to prevent tampering.	W: 3½" H: 2½" D: 7⁄8"		8830 8840
	8056	Two-piece Wireless Outdoor Temperature and RH Sensor Designed for use with the Home Comfort Control.	W: 3½" H: 2½" D: 7⁄8"	Wireless	IAQ Control Thermostats and Universal Control Zone Panels
	8022	3-Wire to 4-Wire Adapter Used to add a wire to a thermostat, fix a broken wire or add a common wire to a 4-wire system.	W: 27⁄8" H: 1¾" D: 14⁄50"	18-22 gauge stranded or solid thermostat wire can be used for all wire runs	All thermostats
	8028	Damper Power Distribution Panel For applications where needed dampers outnumber control capability of any Aprilaire Zone Control Panel.	W: 10½" H: 5" D: 17⁄16"		All zone control panels
	6401	Expansion Panel Two-zone expansion panel that supports 2-wire or 3-wire dampers.	W: 10½" H: 5" D: 17⁄16"		6404 With LCD screen
AUTOMATION MODULES					
	8081	Temperature support module. Averages up to eight temperature locations per thermostat.	W: 3½" H: 2½" D: 7⁄8"	Cat 5 or greater	8800 8820 8830 8840
	8082	Temperature and RH support module. Averages four temperatures (on-board or off-board) and four humidity values (on-board only).	W: 3½" H: 2½" D: 7⁄8"		
	8083	Flush temperature and RH module. Averages four temperature and four RH values.	Disk: 1½" dia. Cylinder Hole: 1" off wall, ¼" air gap		

