



UP TO 24.5 SEER
2 TO 5 TONS



AVXC20

**HIGH-EFFICIENCY,
COMFORTNET-COMPATIBLE,
VARIABLE-SPEED, INVERTER DRIVE
SPLIT SYSTEM AIR CONDITIONER**

Contents

Nomenclature.....	2
Product Specifications.....	3
Expanded Cooling Data.....	4
Performance Data.....	20
Sound Power Levels.....	22
AHRI Ratings.....	23
Wiring Diagrams.....	29
Dimensions.....	32
Accessories.....	32

Standard Features

- Variable-speed swing and scroll compressors
- High-density foam compressor sound blanket
- ComfortNet™ Communications System compatible
- Control algorithmic logic
- In communicating mode, only two low-voltage wires to outdoor unit required
- Diagnostic indicator lights, seven-segment LED display, and fault code storage
- Quiet ECM outdoor fan motor
- Fully charged for 15' of tubing length
- Field-installed bi-flow filter drier
- Coil and ambient temperature sensors
- Suction pressure transducer
- Sweat connection service valves with easy access to gauge ports
- AHRI Certified; ETL Listed

Cabinet Features

- Grille-style sound control top design
- Custom Nickel Gray powder-paint finish
- 500-hour salt-spray tested
- Wire fan discharge grille
- Steel louver coil guard
- Heavy-gauge galvanized-steel cabinet
- Top and side maintenance access
- Single-panel access to controls with space provided for field-installed accessories
- When properly anchored, meets the 2010 Florida Building Code unit integrity requirements for hurricane-type winds (Anchor bracket kits available.)

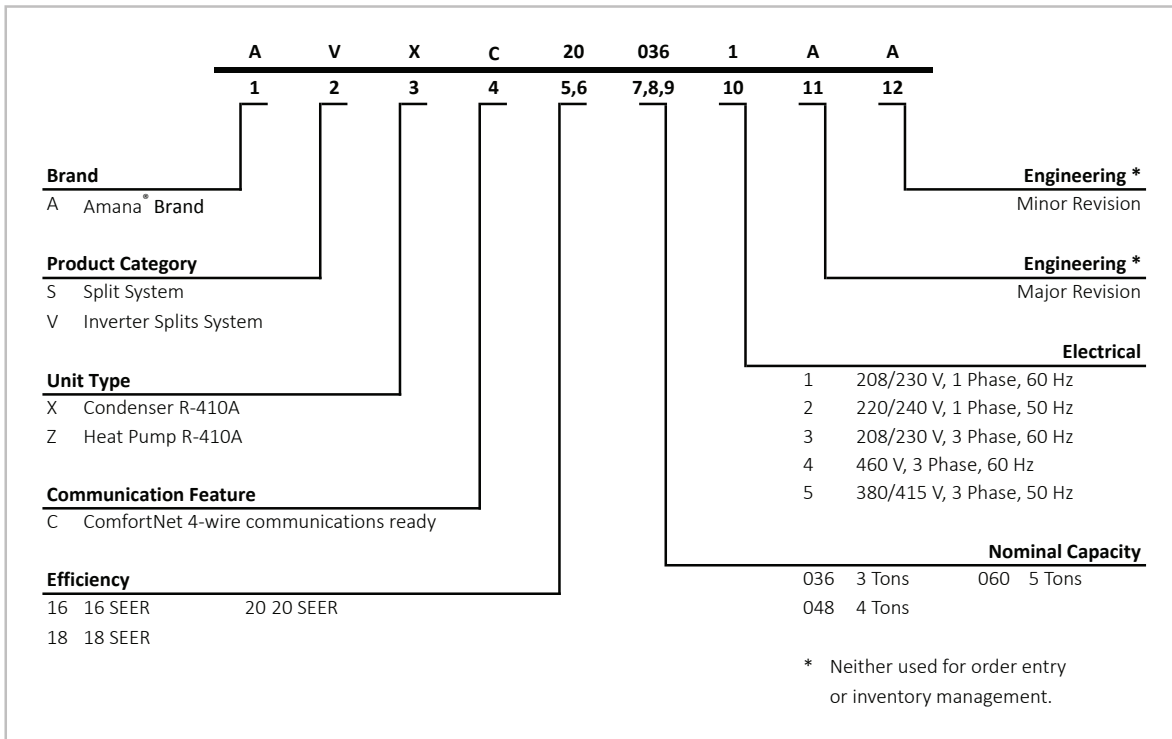






ENERGY STAR® and the ENERGY STAR mark are registered trademarks owned by the U.S. Environmental Protection Agency. ENERGY STAR products are third-party certified by an EPA-recognized Certification Body. Products that earn the ENERGY STAR prevent greenhouse gas emissions by meeting strict energy efficiency guidelines set by the U.S. Environmental Protection Agency.

Proper sizing and installation of equipment is critical to achieving optimal performance. Split system air conditioners and heat pumps must be matched with appropriate coil components to meet ENERGY STAR criteria. Ask your contractor for details or visit www.energystar.gov.



* Complete warranty details available from your local dealer or at www.amana-hac.com. To receive the Lifetime Unit Replacement Limited Warranty (good for as long as you own your home) and 10-Year Parts Limited Warranty, online registration must be completed within 60 days of installation. Online registration is not required in California or Québec.



	AVXC20 0241A*	AVXC20 0361A*	AVXC20 0481A*	AVXC20 0601A*
COMPRESSOR				
Type	Swing	Swing	Swing	Scroll
RLA	12.70	18.10	27.60	28.60
CONDENSER FAN MOTOR				
Horsepower (HP)	½ HP	½ HP	½ HP	½ HP
FLA	2.5	2.5	2.5	2.5
REFRIGERATION SYSTEM				
Refrigerant Line Size				
Liquid Line Size ("O.D.)	⅜"	⅜"	⅜"	⅜"
Suction Line Size ("O.D.)	¾"	⅞"	1½"	1½"
Refrigerant Connection Size				
Liquid Valve Size ("O.D.)	⅜"	⅜"	⅜"	⅜"
Suction Valve Size ("O.D.)	¾"	⅞"	⅞"	⅞"
Valve Connection Type	Front-Seated	Front-Seated	Ball Valve	Ball Valve
Refrigerant Charge	152	154	246	246
Cooling Expansion Device	TXV	TXV	TXV	TXV
Superheat at Service Valve	7-9°F	7-9°F	7-9°F	7-9°F
Subcooling at Service Valve	7-9°F	7-9°F	7-9°F	7-9°F
ELECTRICAL DATA				
Voltage-Phase (60 Hz)	208/230-1	208/230-1	208/230-1	208/230-1
Minimum Circuit Ampacity ¹	15.2	20.6	30.1	31.1
Max. Overcurrent Protection ²	20	25	35	35
Min / Max Volts	197/253	197/253	197/253	197/253
Electrical Conduit Size	½" or ¾"	½" or ¾"	½" or ¾"	½" or ¾"
EQUIPMENT WEIGHT (LBS)	208	216	268	310
SHIP WEIGHT (LBS)	228	236	288	330
ENERGY STAR® CERTIFIED				

** Inverter/Controller limited to less than 1 Amp

¹ Wire size should be determined in accordance with National Electrical Codes; extensive wire runs will require larger wire sizes

² Must use time-delay fuses or HACR-type circuit breakers of the same size as noted.

NOTES

- Always check the S&R plate for electrical data on the unit being installed.
- Installer will need to supply ⅞" to 1½" adapters for suction line connections.
- Unit is charged with refrigerant for 15' of ⅜" liquid line. System charge must be adjusted per Installation Instructions Final Charge Procedure.
- Installation of these units that require a TXV Kit to be installed on the indoor coil.
- PLEASE NOTE: the specified TXV is determined by the outdoor unit, not the indoor coil.

ENERGY STAR NOTES

- Proper sizing and installation of equipment is critical to achieving optimal performance. Split system air conditioners and heat pumps must be matched with appropriate coil components to meet ENERGY STAR criteria. Ask your contractor for details or visit www.energystar.gov.
- The www.energystar.gov website provides up-to-date system combinations certified to meet ENERGY STAR requirements. See Page 23 for all ENERGY STAR certified combinations as of this document's revision date.

IDB		OUTDOOR AMBIENT TEMPERATURE												ENTERING INDOOR WET BULB TEMPERATURE																							
		65°F						75°F						85°F						95°F						105°F						115°F					
		59	63	67	71	59	63	67	71	59	63	67	71	59	63	67	71	59	63	67	71	59	63	67	71	59	63	67	71	59	63	67	71				
620	MBh	23.7	24.1	24.8	-	23.5	23.8	24.6	-	22.9	23.2	23.9	-	21.8	22.1	22.9	-	20.5	20.8	21.5	-	19.3	19.6	20.4	-	19.3	19.6	20.4	-	19.3	19.6	20.4	-				
	S/T	0.56	0.48	0.34	-	0.56	0.49	0.35	-	0.59	0.51	0.38	-	0.61	0.53	0.40	-	1.00	0.55	0.42	-	1.00	0.61	0.47	-	1.00	0.61	0.47	-	1.00	0.61	0.47	-				
	ΔT	20	18	15	-	20	18	15	-	20	18	15	-	20	18	15	-	19	18	14	-	20	19	15	-	20	19	15	-	20	19	15	-				
	kW	1.08	1.08	1.08	-	1.23	1.23	1.23	-	1.39	1.39	1.39	-	1.57	1.57	1.57	-	1.77	1.77	1.77	-	2.00	2.00	2.00	-	2.00	2.00	2.00	-	2.00	2.00	2.00	-				
	Amps	5.3	5.3	5.3	-	6.0	6.0	5.9	-	6.7	6.7	6.7	-	7.4	7.4	7.4	-	8.3	8.3	8.3	-	9.3	9.3	9.3	-	9.3	9.3	9.3	-	9.3	9.3	9.3	-				
	Hi PR	235	236	237	-	272	273	275	-	311	312	314	-	353	354	356	-	398	399	401	-	447	448	449	-	447	448	449	-	447	448	449	-				
Lo PR	120	122	125	-	128	129	132	-	134	136	139	-	140	141	144	-	145	147	150	-	152	153	156	-	152	153	156	-	152	153	156	-					
690	MBh	23.9	24.3	25.0	-	23.7	24.0	24.8	-	23.1	23.4	24.1	-	22.0	22.3	23.1	-	20.7	21.0	21.7	-	19.5	19.8	20.6	-	19.5	19.8	20.6	-	19.5	19.8	20.6	-				
	S/T	0.62	0.54	0.41	-	0.62	0.55	0.41	-	0.65	0.57	0.44	-	0.67	0.59	0.46	-	1.00	0.61	0.48	-	1.00	0.67	0.53	-	1.00	0.67	0.53	-	1.00	0.67	0.53	-				
	ΔT	19	17	14	-	19	17	14	-	19	17	14	-	19	17	14	-	18	17	13	-	20	18	15	-	20	18	15	-	20	18	15	-				
	kW	1.09	1.09	1.08	-	1.24	1.23	1.23	-	1.40	1.40	1.40	-	1.58	1.58	1.57	-	1.78	1.78	1.77	-	2.01	2.01	2.01	-	2.01	2.01	2.01	-	2.01	2.01	2.01	-				
	Amps	5.3	5.3	5.3	-	6.0	6.0	6.0	-	6.7	6.7	6.7	-	7.5	7.5	7.5	-	8.3	8.3	8.3	-	9.4	9.4	9.3	-	9.4	9.4	9.3	-	9.4	9.4	9.3	-				
	Hi PR	236	237	239	-	274	275	276	-	313	314	315	-	355	356	357	-	400	401	403	-	448	449	451	-	448	449	451	-	448	449	451	-				
Lo PR	122	123	126	-	129	131	134	-	135	137	140	-	141	142	146	-	146	148	151	-	153	155	158	-	153	155	158	-	153	155	158	-					
760	MBh	24.1	24.5	25.2	-	23.9	24.3	25.0	-	23.3	23.6	24.4	-	22.2	22.6	23.3	-	20.9	21.3	22.0	-	19.7	20.1	20.8	-	19.7	20.1	20.8	-	19.7	20.1	20.8	-				
	S/T	0.66	0.59	0.45	-	0.67	0.59	0.46	-	0.69	0.62	0.48	-	0.71	0.64	0.50	-	1.00	0.66	0.52	-	1.00	0.71	0.57	-	1.00	0.71	0.57	-	1.00	0.71	0.57	-				
	ΔT	18	16	13	-	18	16	13	-	18	16	13	-	18	16	13	-	18	16	13	-	19	17	14	-	19	17	14	-	19	17	14	-				
	kW	1.09	1.09	1.09	-	1.24	1.24	1.24	-	1.41	1.40	1.40	-	1.58	1.58	1.58	-	1.78	1.78	1.78	-	2.02	2.02	2.01	-	2.02	2.02	2.01	-	2.02	2.02	2.01	-				
	Amps	5.4	5.4	5.4	-	6.0	6.0	6.0	-	6.7	6.7	6.7	-	7.5	7.5	7.5	-	8.4	8.4	8.4	-	9.4	9.4	9.4	-	9.4	9.4	9.4	-	9.4	9.4	9.4	-				
	Hi PR	238	239	240	-	275	276	278	-	314	315	317	-	356	357	359	-	401	402	404	-	450	451	452	-	450	451	452	-	450	451	452	-				
Lo PR	123	124	128	-	130	132	135	-	137	138	141	-	142	144	147	-	148	149	152	-	154	156	159	-	154	156	159	-	154	156	159	-					
620	MBh	23.7	24.1	24.8	25.9	23.5	23.9	24.6	25.7	22.9	23.2	23.9	25.0	21.8	22.2	22.9	24.0	20.5	20.8	21.6	22.7	19.3	19.7	20.4	21.5	19.3	19.7	20.4	21.5								
	S/T	0.69	0.61	0.47	0.33	0.69	0.62	0.48	0.34	1.00	0.64	0.51	0.36	1.00	0.66	0.53	0.38	1.00	0.68	0.55	0.40	1.00	0.74	0.60	0.46	1.00	0.74	0.60	0.46								
	ΔT	24	22	18	15	23	22	18	15	24	22	19	15	23	22	18	15	23	21	18	15	24	23	19	16	24	23	19	16								
	kW	1.08	1.08	1.08	1.09	1.23	1.23	1.22	1.24	1.39	1.39	1.39	1.40	1.57	1.57	1.57	1.58	1.77	1.77	1.77	1.78	2.00	2.00	2.00	2.01	2.00	2.00	2.00	2.01								
	Amps	5.3	5.3	5.3	5.3	6.0	5.9	5.9	6.0	6.7	6.7	6.7	6.7	7.4	7.4	7.4	7.5	8.3	8.3	8.3	8.3	9.3	9.3	9.3	9.3	9.3	9.3	9.3	9.4								
	Hi PR	235	236	238	242	272	273	275	279	311	312	314	318	353	354	356	360	399	400	401	405	447	448	450	454	447	448	450	454								
Lo PR	120	122	125	130	128	129	132	138	134	136	139	144	140	141	144	150	145	147	150	155	152	153	156	162	152	153	156	162									
690	MBh	23.9	24.3	25.0	26.1	23.7	24.1	24.8	25.9	23.1	23.4	24.1	25.2	22.0	22.4	23.1	24.2	20.7	21.0	21.8	22.9	19.5	19.9	20.6	21.7	19.5	19.9	20.6	21.7								
	S/T	0.75	0.67	0.53	0.39	0.75	0.68	0.54	0.40	1.00	0.70	0.57	0.42	1.00	0.72	0.59	0.44	1.00	0.74	0.61	0.46	1.00	0.80	0.66	0.52	1.00	0.80	0.66	0.52								
	ΔT	23	21	18	14	23	21	18	14	23	21	18	14	23	21	18	14	22	21	17	14	23	22	18	15	23	22	18	15								
	kW	1.09	1.09	1.08	1.09	1.23	1.23	1.23	1.24	1.40	1.40	1.40	1.41	1.58	1.58	1.57	1.59	1.78	1.78	1.77	1.78	2.01	2.01	2.01	2.02	2.01	2.01	2.01	2.02								
	Amps	5.3	5.3	5.3	5.4	6.0	6.0	6.0	6.0	6.7	6.7	6.7	6.7	7.5	7.5	7.5	7.5	8.3	8.3	8.3	8.4	9.4	9.4	9.3	9.4	9.4	9.4	9.3	9.4								
	Hi PR	236	238	239	243	274	275	276	281	313	314	315	320	355	356	357	362	400	401	403	407	448	449	451	455	448	449	451	455								
Lo PR	122	123	126	131	129	131	134	139	136	137	140	145	141	142	146	151	146	148	151	156	153	155	158	163	153	155	158	163									
760	MBh	24.2	24.5	25.2	26.3	23.9	24.3	25.0	26.1	23.3	23.7	24.4	25.5	22.2	22.6	23.3	24.4	20.9	21.3	22.0	23.1	19.7	20.1	20.8	21.9	19.7	20.1	20.8	21.9								
	S/T	0.79	0.71	0.58	0.44	0.80	0.72	0.58	0.44	1.00	0.75	0.61	0.47	1.00	0.77	0.63	0.49	1.00	0.79	0.65	0.51	1.00	1.00	0.70	0.56	1.00	1.00	0.70	0.56								
	ΔT	22	20	17	13	22	20	17	13	22	20	17	14	22	20	17	13	22	20	17	13	23	21	18	14	23	21	18	14								
	kW	1.09	1.09	1.09	1.10	1.24	1.24	1.24	1.25	1.40	1.40	1.40	1.41	1.58	1.58	1.58	1.59	1.78	1.78	1.78	1.79	2.02	2.01	2.01	2.02	2.02	2.01	2.01	2.02								
	Amps	5.4	5.4	5.3	5.4	6.0	6.0	6.0	6.0	6.7	6.7	6.7	6.8	7.5	7.5	7.5	7.5	8.4	8.4	8.3	8.4	9.4	9.4	9.4	9.4	9.4	9.4	9.4	9.4								
	Hi PR	238	239	241	245	275	276	278	282	314	315	317	321	356	357	359	363	402	403	404	408	450	451	453	457	450	451	453	457								
Lo PR	123	124	128	133	130	132	135	140	137	138	141	147	142	144	147	152	148	149	152	157	154	156	159	164	154	156	159	164									

Shaded area is ACCA (TVA) conditions
 kW = Total system power
 Amps = outdoor unit amps (comp.+fan)
 IDB = Entering Indoor Dry Bulb Temperature
 High and low pressures are measured at the liquid and suction service valves.

IDB		OUTDOOR AMBIENT TEMPERATURE												ENTERING INDOOR WET BULB TEMPERATURE															
		65°F				75°F				85°F				95°F				105°F				115°F							
		59	63	67	71	59	63	67	71	59	63	67	71	59	63	67	71	59	63	67	71	59	63	67	71				
80	AIRFLOW	59	63	67	71	59	63	67	71	59	63	67	71	59	63	67	71	59	63	67	71	59	63	67	71	59	63	67	71
	MBh	23.9	24.2	24.9	26.0	23.6	24.0	24.7	25.8	23.0	23.4	24.1	25.2	21.9	22.3	23.0	24.1	20.6	21.0	21.7	22.8	19.4	19.8	20.5	21.6				
	S/T	0.81	0.74	0.60	0.46	1.00	0.74	0.61	0.46	1.00	0.77	0.63	0.49	1.00	0.79	0.65	0.51	1.00	1.00	0.67	0.53	1.00	1.00	0.73	0.58				
	ΔT	27	26	22	19	27	26	22	19	28	26	23	19	27	26	22	19	27	25	22	19	28	26	23	20				
	kW	1.08	1.08	1.08	1.09	1.23	1.23	1.23	1.24	1.39	1.39	1.39	1.40	1.57	1.57	1.57	1.58	1.77	1.77	1.77	1.78	2.00	2.00	2.00	2.01				
	Amps	5.3	5.3	5.3	5.3	6.0	6.0	5.9	6.0	6.7	6.7	6.7	6.7	7.4	7.4	7.4	7.5	8.3	8.3	8.3	8.3	9.3	9.3	9.3	9.4				
	Hi PR	235	236	238	242	273	274	275	279	312	313	314	318	354	355	356	360	399	400	400	406	447	448	450	454				
	Lo PR	121	122	126	131	128	130	133	138	135	136	139	145	140	142	145	150	146	147	150	155	152	154	157	162				
	MBh	24.1	24.4	25.1	26.2	23.8	24.2	24.9	26.0	23.2	23.6	24.3	25.4	22.1	22.5	23.2	24.3	20.8	21.2	21.9	23.0	19.6	20.0	20.7	21.8				
	S/T	0.87	0.80	0.66	0.52	1.00	0.80	0.67	0.52	1.00	0.83	0.69	0.55	1.00	0.85	0.71	0.57	1.00	1.00	0.73	0.59	1.00	1.00	0.79	0.64				
ΔT	26	25	21	18	26	25	21	18	27	25	22	18	26	25	21	18	26	24	21	18	27	26	22	19					
kW	1.09	1.09	1.08	1.10	1.24	1.23	1.23	1.24	1.40	1.40	1.40	1.41	1.58	1.58	1.57	1.59	1.78	1.78	1.77	1.79	2.01	2.01	2.01	2.02					
Amps	5.3	5.3	5.3	5.4	6.0	6.0	6.0	6.0	6.7	6.7	6.7	6.7	7.5	7.5	7.5	7.5	8.3	8.3	8.3	8.4	9.4	9.4	9.4	9.4					
Hi PR	237	238	240	244	274	275	277	281	313	314	316	320	355	356	358	362	400	402	403	407	449	450	452	456					
Lo PR	122	124	127	132	130	131	134	139	136	138	141	146	142	143	146	151	147	148	151	157	154	155	158	163					
MBh	24.3	24.6	25.3	26.4	24.1	24.4	25.1	26.2	23.4	23.8	24.5	25.6	22.4	22.7	23.4	24.5	21.1	21.4	22.1	23.2	19.9	20.2	20.9	22.0					
S/T	1.00	0.84	0.70	0.56	1.00	0.85	0.71	0.57	1.00	0.87	0.74	0.59	1.00	0.89	0.76	0.61	1.00	1.00	0.78	0.63	1.00	1.00	0.83	0.69					
ΔT	26	24	21	17	26	24	21	17	26	24	21	18	26	24	21	17	25	24	20	17	27	25	22	18					
kW	1.09	1.09	1.09	1.10	1.24	1.24	1.24	1.25	1.41	1.40	1.40	1.41	1.58	1.58	1.58	1.59	1.78	1.78	1.78	1.79	2.02	2.02	2.01	2.02					
Amps	5.4	5.4	5.4	5.4	6.0	6.0	6.0	6.0	6.7	6.7	6.7	6.8	7.5	7.5	7.5	7.5	8.4	8.4	8.3	8.4	9.4	9.4	9.4	9.4					
Hi PR	238	239	241	245	276	277	278	282	315	316	317	321	357	358	359	363	402	403	405	409	450	451	453	457					
Lo PR	123	125	128	133	131	132	135	141	137	139	142	147	143	144	147	153	148	150	153	158	155	156	159	165					

85	MBh	24.3	24.6	25.3	26.4	24.0	24.4	25.1	26.2	23.4	23.8	24.5	25.6	22.3	22.7	23.4	24.5	21.0	21.4	22.1	23.2	19.8	20.2	20.9	22.0
	S/T	1.00	0.84	0.70	0.56	1.00	0.84	0.71	0.56	1.00	1.00	0.73	0.59	1.00	1.00	0.75	0.61	1.00	1.00	0.78	0.63	1.00	1.00	1.00	0.68
	ΔT	31	29	26	22	31	29	26	22	31	29	26	23	31	29	26	22	31	29	26	22	32	30	27	23
	kW	1.08	1.08	1.08	1.09	1.23	1.23	1.23	1.24	1.40	1.40	1.39	1.40	1.57	1.57	1.57	1.58	1.77	1.77	1.77	1.78	2.01	2.01	2.00	2.02
	Amps	5.3	5.3	5.3	5.4	6.0	6.0	6.0	6.0	6.7	6.7	6.7	6.7	7.5	7.5	7.4	7.5	8.3	8.3	8.3	8.4	9.3	9.3	9.3	9.4
	Hi PR	236	238	239	243	274	275	276	281	313	314	315	320	355	356	357	362	400	401	403	407	448	449	451	455
	Lo PR	123	124	127	133	130	132	135	140	137	138	141	146	142	144	147	152	147	149	152	157	154	156	159	164
	MBh	24.5	24.8	25.5	26.6	24.2	24.6	25.3	26.4	23.6	24.0	24.7	25.8	22.5	22.9	23.6	24.7	21.2	21.6	22.3	23.4	20.0	20.4	21.1	22.2
	S/T	1.00	0.90	0.76	0.62	1.00	0.91	0.77	0.63	1.00	1.00	0.79	0.65	1.00	1.00	0.81	0.67	1.00	1.00	0.84	0.69	1.00	1.00	1.00	0.74
	ΔT	30	28	25	22	30	28	25	21	30	28	25	22	30	28	25	21	30	28	25	21	31	29	26	22
kW	1.09	1.09	1.09	1.10	1.24	1.24	1.23	1.25	1.40	1.40	1.40	1.41	1.58	1.58	1.58	1.59	1.78	1.78	1.78	1.79	2.01	2.01	2.01	2.02	
Amps	5.4	5.3	5.3	5.4	6.0	6.0	6.0	6.0	6.7	6.7	6.7	6.7	7.5	7.5	7.5	7.5	8.4	8.3	8.3	8.4	9.4	9.4	9.4	9.4	
Hi PR	238	239	241	245	275	276	278	282	314	315	317	321	356	357	359	363	402	403	404	408	450	451	453	457	
Lo PR	124	126	129	134	131	133	136	141	138	139	142	148	143	145	148	153	149	150	153	158	155	157	160	165	
MBh	24.7	25.0	25.7	26.8	24.5	24.8	25.5	26.6	23.8	24.2	24.9	26.0	22.8	23.1	23.8	24.9	21.5	21.8	22.5	23.6	20.3	20.6	21.3	22.4	
S/T	1.00	0.94	0.81	0.66	1.00	0.95	0.81	0.67	1.00	1.00	0.84	0.69	1.00	1.00	0.86	0.71	1.00	1.00	0.88	0.74	1.00	1.00	1.00	0.79	
ΔT	29	27	24	21	29	27	24	21	29	28	24	21	29	27	24	21	29	27	24	20	30	28	25	22	
kW	1.10	1.09	1.09	1.10	1.24	1.24	1.24	1.25	1.41	1.41	1.40	1.42	1.59	1.59	1.58	1.59	1.79	1.78	1.78	1.79	2.02	2.02	2.02	2.03	
Amps	5.4	5.4	5.4	5.4	6.0	6.0	6.0	6.1	6.7	6.7	6.7	6.8	7.5	7.5	7.5	7.5	8.4	8.4	8.4	8.4	9.4	9.4	9.4	9.4	
Hi PR	239	241	242	246	277	278	279	284	316	317	318	323	358	359	360	365	403	404	406	410	451	452	454	458	
Lo PR	125	127	130	135	133	134	137	142	139	141	144	149	145	146	149	154	150	152	155	160	157	158	161	166	

IDB = Entering Indoor Dry Bulb Temperature
 High and low pressures are measured at the liquid and suction service valves.
 Shaded area is AHRI (TVA) conditions
 kW = Total system power
 Amps = outdoor unit amps (comp.+fan)

EXPANDED COOLING DATA — AVXC200241A* / CAPF3642*6D*+MBVC1200*+TXV AT 70%

IDB		OUTDOOR AMBIENT TEMPERATURE												105°F												115°F												
		65°F						75°F						85°F						95°F						105°F						115°F						
		AIRFLOW		59	63	67	71	59	63	67	71	59	63	67	71	59	63	67	71	59	63	67	71	59	63	67	71	59	63	67	71	59	63	67	71			
70	520	MBh	17.2	17.5	18.0	-	17.1	17.3	17.8	-	16.6	16.8	17.4	-	15.8	16.1	16.6	-	14.9	15.1	15.6	-	14.0	14.3	14.8	-	14.0	14.3	14.8	-	14.0	14.3	14.8	-	14.0	14.3	14.8	-
		S/T	0.64	0.56	0.42	-	0.64	0.57	0.43	-	0.67	0.59	0.45	-	1.00	0.61	0.47	-	1.00	0.63	0.49	-	1.00	0.69	0.55	-	1.00	0.69	0.55	-	1.00	0.69	0.55	-	1.00	0.69	0.55	-
		ΔT	18	16	13	-	18	16	13	-	18	17	13	-	18	16	13	-	18	16	13	-	18	16	13	-	18	16	13	-	18	16	13	-	18	16	13	-
		kW	0.68	0.68	0.68	-	0.78	0.78	0.78	-	0.88	0.88	0.88	-	0.99	0.99	0.99	-	1.12	1.12	1.12	-	1.27	1.26	1.26	-	1.27	1.26	1.26	-	1.27	1.26	1.26	-	1.27	1.26	1.26	-
		Amps	3.7	3.7	3.7	-	4.1	4.1	4.1	-	4.6	4.6	4.6	-	5.1	5.1	5.1	-	5.6	5.6	5.6	-	6.3	6.3	6.3	-	6.3	6.3	6.3	-	6.3	6.3	6.3	-	6.3	6.3	6.3	-
	Hi PR	226	227	229	-	262	263	264	-	299	300	301	-	339	340	342	-	382	383	385	-	429	430	431	-	429	430	431	-	429	430	431	-	429	430	431	-	
	Lo PR	125	127	130	-	133	134	137	-	139	141	144	-	145	147	150	-	151	152	155	-	157	159	162	-	157	159	162	-	157	159	162	-	157	159	162	-	
	580	MBh	17.4	17.6	18.2	-	17.2	17.5	18.0	-	16.8	17.0	17.6	-	16.0	16.3	16.8	-	15.1	15.3	15.8	-	14.2	14.5	15.0	-	14.2	14.5	15.0	-	14.2	14.5	15.0	-	14.2	14.5	15.0	-
		S/T	0.69	0.61	0.47	-	0.69	0.62	0.48	-	0.72	0.64	0.50	-	1.00	0.66	0.52	-	1.00	0.68	0.54	-	1.00	0.74	0.60	-	1.00	0.74	0.60	-	1.00	0.74	0.60	-	1.00	0.74	0.60	-
		ΔT	17	16	12	-	17	15	12	-	17	16	13	-	17	15	12	-	17	15	12	-	17	15	12	-	17	15	12	-	17	15	12	-	17	15	12	-
kW		0.69	0.69	0.69	-	0.78	0.78	0.78	-	0.88	0.88	0.88	-	1.00	1.00	0.99	-	1.12	1.12	1.12	-	1.27	1.27	1.27	-	1.27	1.27	1.27	-	1.27	1.27	1.27	-	1.27	1.27	1.27	-	
Amps		3.8	3.8	3.8	-	4.2	4.2	4.2	-	4.6	4.6	4.6	-	5.1	5.1	5.1	-	5.6	5.6	5.6	-	6.3	6.3	6.3	-	6.3	6.3	6.3	-	6.3	6.3	6.3	-	6.3	6.3	6.3	-	
Hi PR	228	229	230	-	263	264	266	-	300	301	303	-	341	342	343	-	384	385	386	-	430	431	433	-	430	431	433	-	430	431	433	-	430	431	433	-		
Lo PR	127	128	131	-	134	136	139	-	141	142	146	-	147	148	151	-	152	154	157	-	159	160	164	-	159	160	164	-	159	160	164	-	159	160	164	-		
640	MBh	17.6	17.9	18.4	-	17.5	17.7	18.2	-	17.0	17.3	17.8	-	16.2	16.5	17.0	-	15.3	15.5	16.1	-	14.4	14.7	15.2	-	14.4	14.7	15.2	-	14.4	14.7	15.2	-	14.4	14.7	15.2	-	
	S/T	0.72	0.64	0.50	-	0.72	0.65	0.51	-	0.75	0.67	0.53	-	1.00	0.69	0.55	-	1.00	0.71	0.57	-	1.00	0.77	0.63	-	1.00	0.77	0.63	-	1.00	0.77	0.63	-					
	ΔT	17	15	12	-	16	15	12	-	17	15	12	-	16	15	12	-	16	15	11	-	16	15	12	-	16	15	12	-	16	15	12	-					
	kW	0.69	0.69	0.69	-	0.78	0.78	0.78	-	0.89	0.89	0.89	-	1.00	1.00	1.00	-	1.13	1.13	1.12	-	1.27	1.27	1.27	-	1.27	1.27	1.27	-	1.27	1.27	1.27	-					
	Amps	3.8	3.8	3.8	-	4.2	4.2	4.2	-	4.6	4.6	4.6	-	5.1	5.1	5.1	-	5.7	5.7	5.7	-	6.3	6.3	6.3	-	6.3	6.3	6.3	-	6.3	6.3	6.3	-					
Hi PR	229	230	232	-	265	266	267	-	302	303	305	-	342	343	345	-	385	386	388	-	432	433	434	-	432	433	434	-	432	433	434	-						
Lo PR	128	130	133	-	136	137	141	-	143	144	147	-	148	150	153	-	154	155	158	-	161	162	165	-	161	162	165	-	161	162	165	-						
75	520	MBh	17.2	17.5	18.0	18.8	17.1	17.3	17.8	18.6	16.6	16.9	17.4	18.2	15.8	16.1	16.6	17.4	14.9	15.1	15.7	16.4	14.0	14.3	14.8	15.6												
		S/T	0.77	0.69	0.55	0.41	0.78	0.70	0.56	0.41	1.00	0.73	0.59	0.44	1.00	0.75	0.61	0.46	1.00	0.77	0.63	0.48	1.00	1.00	0.68	0.53												
		ΔT	22	20	17	14	22	20	17	14	22	20	17	14	22	20	17	14	21	19	16	13	22	20	17	14												
		kW	0.68	0.68	0.68	0.69	0.78	0.78	0.77	0.78	0.88	0.88	0.88	0.89	0.99	0.99	0.99	1.00	1.12	1.12	1.12	1.12	1.26	1.26	1.26	1.27												
		Amps	3.7	3.7	3.7	3.8	4.1	4.1	4.1	4.2	4.6	4.6	4.6	4.6	5.1	5.1	5.1	5.1	5.6	5.6	5.6	5.6	6.3	6.3	6.3	6.3												
	Hi PR	226	227	229	233	262	263	264	268	299	300	302	306	339	340	342	346	383	384	385	389	429	430	431	435													
	Lo PR	125	127	130	135	133	134	137	143	139	141	144	149	145	147	150	155	151	152	155	161	157	159	162	167													
	580	MBh	17.4	17.7	18.2	18.9	17.3	17.5	18.0	18.8	16.8	17.0	17.6	18.3	16.0	16.3	16.8	17.6	15.1	15.3	15.8	16.6	14.2	14.5	15.0	15.8												
		S/T	0.82	0.74	0.60	0.45	1.00	0.75	0.61	0.46	1.00	0.77	0.63	0.49	1.00	0.79	0.65	0.51	1.00	0.82	0.68	0.53	1.00	1.00	0.73	0.58												
		ΔT	21	19	16	13	21	19	16	13	21	19	16	13	21	19	16	13	21	19	16	13	22	20	17	14												
kW		0.69	0.69	0.69	0.69	0.78	0.78	0.78	0.79	0.88	0.88	0.88	0.89	1.00	1.00	0.99	1.00	1.12	1.12	1.12	1.13	1.27	1.27	1.27	1.27													
Amps		3.8	3.8	3.7	3.8	4.2	4.2	4.2	4.2	4.6	4.6	4.6	4.6	5.1	5.1	5.1	5.1	5.6	5.6	5.6	5.7	6.3	6.3	6.3	6.3													
Hi PR	228	229	230	234	263	264	266	270	301	302	303	307	341	342	343	347	384	385	387	391	430	431	433	437														
Lo PR	127	128	131	137	134	136	139	144	141	142	146	151	147	148	151	157	152	154	157	162	159	161	164	169														
640	MBh	17.6	17.9	18.4	19.2	17.5	17.7	18.2	19.0	17.0	17.3	17.8	18.6	16.3	16.5	17.0	17.8	15.3	15.6	16.1	16.9	14.5	14.7	15.2	16.0													
	S/T	0.85	0.77	0.63	0.49	1.00	0.78	0.64	0.49	1.00	0.80	0.67	0.52	1.00	0.83	0.69	0.54	1.00	1.00	0.71	0.56	1.00	1.00	0.76	0.61													
	ΔT	20	19	15	12	20	18	15	12	20	19	16	12	20	18	15	12	20	18	15	12	21	19	16	13													
	kW	0.69	0.69	0.69	0.70	0.78	0.78	0.78	0.79	0.89	0.89	0.89	0.89	1.00	1.00	1.00	1.00	1.13	1.13	1.12	1.13	1.27	1.27	1.27	1.28													
	Amps	3.8	3.8	3.8	3.8	4.2	4.2	4.2	4.2	4.6	4.6	4.6	4.6	5.1	5.1	5.1	5.1	5.7	5.7	5.6	5.7	6.3	6.3	6.3	6.3													
Hi PR	229	230	232	236	265	266	267	271	302	303	305	309	342	343	345	349	386	387	388	392	432	433	434	438														
Lo PR	128	130	133	138	136	137	141	146	143	144	147	153	148	150	153	158	154	155	158	164	161	162	165	171														

IDB = Entering Indoor Dry Bulb Temperature
 High and low pressures are measured at the liquid and suction service valves.
 Shaded area is ACCA (TVA) conditions
 kW = Total system power
 Amps = outdoor unit amps (comp.+fan)

IDB	AIRFLOW	OUTDOOR AMBIENT TEMPERATURE																							
		65°F				75°F				85°F				95°F				105°F				115°F			
		59	63	67	71	59	63	67	71	59	63	67	71	59	63	67	71	59	63	67	71	59	63	67	71
80	MBh	17.3	17.5	18.1	18.8	17.2	17.4	17.9	18.7	16.7	16.9	17.5	18.2	15.9	16.2	16.7	17.5	15.0	15.2	15.7	16.5	14.1	14.4	14.9	15.7
	S/T	1.00	0.82	0.68	0.53	1.00	0.83	0.69	0.54	1.00	0.85	0.71	0.57	1.00	1.00	0.73	0.59	1.00	1.00	0.76	0.61	1.00	1.00	0.81	0.66
	ΔT	26	24	21	17	25	24	21	17	26	24	21	18	25	24	21	17	25	24	21	17	26	25	21	18
	kW	0.68	0.68	0.68	0.69	0.78	0.78	0.77	0.78	0.88	0.88	0.88	0.89	0.99	0.99	0.99	1.00	1.12	1.12	1.12	1.12	1.27	1.26	1.26	1.27
	Amps	3.7	3.7	3.7	3.8	4.1	4.1	4.1	4.2	4.6	4.6	4.6	4.6	5.1	5.1	5.1	5.1	5.6	5.6	5.6	5.7	6.3	6.3	6.3	6.3
	Hi PR	227	228	229	233	262	263	265	269	300	300	302	306	340	341	342	346	383	384	386	389	429	430	432	436
	Lo PR	126	127	130	136	133	135	138	143	140	141	145	150	146	147	150	156	151	153	156	161	158	160	163	168
	MBh	17.5	17.7	18.3	19.0	17.3	17.6	18.1	18.9	16.9	17.1	17.6	18.4	16.1	16.4	16.9	17.7	15.2	15.4	15.9	16.7	14.3	14.6	15.1	15.9
	S/T	1.00	0.87	0.73	0.58	1.00	0.88	0.74	0.59	1.00	0.90	0.76	0.62	1.00	1.00	0.78	0.64	1.00	1.00	0.81	0.66	1.00	1.00	0.86	0.71
	ΔT	25	23	20	17	25	23	20	17	25	23	20	17	25	23	20	17	24	23	20	16	25	24	21	17
kW	0.69	0.69	0.69	0.69	0.78	0.78	0.78	0.79	0.88	0.88	0.88	0.89	1.00	1.00	0.99	1.00	1.12	1.12	1.12	1.13	1.27	1.27	1.27	1.27	
Amps	3.8	3.8	3.8	3.8	4.2	4.2	4.2	4.2	4.6	4.6	4.6	4.6	5.1	5.1	5.1	5.1	5.6	5.6	5.6	5.7	6.3	6.3	6.3	6.3	
Hi PR	228	229	231	235	264	265	266	270	301	302	304	308	341	342	344	348	385	386	387	391	431	432	433	437	
Lo PR	127	129	132	137	135	136	140	145	141	143	146	152	147	149	152	157	153	154	157	163	160	161	164	170	
MBh	17.7	18.0	18.5	19.3	17.6	17.8	18.3	19.1	17.1	17.4	17.9	18.7	16.3	16.6	17.1	17.9	15.4	15.6	16.2	16.9	14.5	14.8	15.3	16.1	
S/T	1.00	0.90	0.76	0.61	1.00	0.91	0.77	0.62	1.00	0.93	0.79	0.65	1.00	1.00	0.81	0.67	1.00	1.00	0.84	0.69	1.00	1.00	0.89	0.74	
ΔT	24	22	19	16	24	22	19	16	24	22	19	16	24	22	19	16	24	22	19	16	25	23	20	17	
kW	0.69	0.69	0.69	0.70	0.78	0.78	0.78	0.79	0.89	0.89	0.89	0.89	1.00	1.00	1.00	1.01	1.13	1.12	1.12	1.13	1.27	1.27	1.27	1.28	
Amps	3.8	3.8	3.8	3.8	4.2	4.2	4.2	4.2	4.6	4.6	4.6	4.7	5.1	5.1	5.1	5.1	5.7	5.7	5.7	5.7	6.3	6.3	6.3	6.3	
Hi PR	230	231	232	236	265	266	268	272	303	304	305	309	343	344	345	349	386	387	389	393	432	433	435	439	
Lo PR	129	130	134	139	136	138	141	147	143	145	148	153	149	150	153	159	154	156	159	164	161	163	166	171	

85	MBh	17.6	17.8	18.4	19.1	17.4	17.7	18.2	19.0	17.0	17.2	17.7	18.5	16.2	16.5	17.0	17.8	15.3	15.5	16.0	16.8	14.4	14.7	15.2	16.0
	S/T	1.00	0.93	0.79	0.64	1.00	1.00	0.79	0.65	1.00	1.00	0.82	0.67	1.00	1.00	0.84	0.69	1.00	1.00	0.86	0.71	1.00	1.00	1.00	0.77
	ΔT	29	27	24	21	29	27	24	21	29	27	24	21	29	27	24	21	29	27	24	20	30	28	25	21
	kW	0.69	0.69	0.68	0.69	0.78	0.78	0.78	0.78	0.88	0.88	0.88	0.89	0.99	0.99	0.99	1.00	1.12	1.12	1.12	1.12	1.27	1.27	1.26	1.27
	Amps	3.8	3.7	3.7	3.8	4.2	4.2	4.1	4.2	4.6	4.6	4.6	4.6	5.1	5.1	5.1	5.1	5.6	5.6	5.6	5.7	6.3	6.3	6.3	6.3
	Hi PR	228	229	230	234	263	264	266	270	301	302	303	307	341	342	343	347	384	385	387	391	430	431	433	437
	Lo PR	128	129	132	138	135	137	140	145	142	143	147	152	147	149	152	157	153	155	158	163	160	161	165	170
	MBh	17.8	18.0	18.5	19.3	17.6	17.9	18.4	19.2	17.2	17.4	17.9	18.7	16.4	16.7	17.2	18.0	15.5	15.7	16.2	17.0	14.6	14.9	15.4	16.1
	S/T	1.00	0.98	0.84	0.69	1.00	1.00	0.84	0.69	1.00	1.00	0.87	0.72	1.00	1.00	0.89	0.74	1.00	1.00	0.90	0.76	1.00	1.00	1.00	0.82
	ΔT	28	26	23	20	28	26	23	20	28	26	23	20	28	26	23	20	28	26	23	20	29	27	24	21
kW	0.69	0.69	0.69	0.69	0.78	0.78	0.78	0.79	0.89	0.89	0.88	0.89	1.00	1.00	1.00	1.00	1.12	1.12	1.12	1.13	1.27	1.27	1.27	1.28	
Amps	3.8	3.8	3.8	3.8	4.2	4.2	4.2	4.2	4.6	4.6	4.6	4.6	5.1	5.1	5.1	5.1	5.7	5.7	5.6	5.7	6.3	6.3	6.3	6.3	
Hi PR	229	230	232	236	265	266	267	271	302	303	305	309	342	343	345	349	386	387	388	392	432	433	434	438	
Lo PR	129	131	134	139	137	138	141	147	143	145	148	153	149	151	154	159	154	156	159	165	161	163	166	171	
MBh	18.0	18.2	18.8	19.5	17.9	18.1	18.6	19.4	17.4	17.6	18.2	18.9	16.6	16.9	17.4	18.2	15.7	15.9	16.4	17.2	14.8	15.1	15.6	16.4	
S/T	1.00	1.00	0.87	0.72	1.00	1.00	0.87	0.73	1.00	1.00	0.90	0.75	1.00	1.00	0.92	0.77	1.00	1.00	0.90	0.79	1.00	1.00	1.00	0.85	
ΔT	27	26	22	19	27	26	22	19	27	26	23	19	27	26	22	19	27	25	22	19	28	26	23	20	
kW	0.69	0.69	0.69	0.70	0.79	0.79	0.78	0.79	0.89	0.89	0.89	0.89	1.00	1.00	1.00	1.01	1.13	1.13	1.13	1.13	1.27	1.27	1.27	1.28	
Amps	3.8	3.8	3.8	3.8	4.2	4.2	4.2	4.2	4.6	4.6	4.6	4.7	5.1	5.1	5.1	5.1	5.7	5.7	5.7	5.7	6.3	6.3	6.3	6.3	
Hi PR	231	232	233	237	266	267	269	273	304	305	306	310	344	345	346	350	387	388	390	394	433	434	436	440	
Lo PR	131	132	135	141	138	140	143	148	145	147	150	155	151	152	155	161	156	158	161	166	163	165	168	173	

IDB = Entering Indoor Dry Bulb Temperature
 High and low pressures are measured at the liquid and suction service valves.
 Shaded area is AHRI (TVA) conditions
 kW = Total system power
 Amps = outdoor unit amps (comp.+fan)

EXPANDED COOLING DATA — AVXC200361A* / CAPF3743*6D*+MBVC1600*+TXV AT 100%

IDB	AIRFLOW	OUTDOOR AMBIENT TEMPERATURE												ENTERING INDOOR WET BULB TEMPERATURE											
		65°F				75°F				85°F				95°F				105°F				115°F			
		59	63	67	71	59	63	67	71	59	63	67	71	59	63	67	71	59	63	67	71	59	63	67	71
70	MBh	35.0	35.5	36.5	-	34.7	35.2	36.2	-	33.8	34.3	35.3	-	32.2	32.7	33.8	-	30.3	30.8	31.8	-	28.5	29.0	30.1	-
	S/T	0.62	0.54	0.41	-	0.63	0.55	0.41	-	0.65	0.57	0.44	-	1.00	0.59	0.46	-	1.00	0.62	0.48	-	1.00	0.67	0.53	-
	ΔT	19	17	14	-	19	17	14	-	19	17	14	-	19	17	14	-	18	17	13	-	20	18	15	-
	kW	1.83	1.83	1.82	-	2.07	2.06	2.06	-	2.33	2.33	2.33	-	2.62	2.62	2.61	-	2.94	2.94	2.93	-	3.32	3.32	3.31	-
	Amps	8.0	7.9	7.9	-	9.0	9.0	9.0	-	10.2	10.1	10.1	-	11.4	11.4	11.4	-	12.8	12.8	12.8	-	14.4	14.4	14.4	-
	Hi PR	250	251	252	-	289	290	292	-	330	331	333	-	375	376	377	-	422	423	425	-	473	475	476	-
	Lo PR	125	126	129	-	132	134	137	-	139	140	143	-	144	146	149	-	150	151	154	-	157	158	161	-
	MBh	35.4	35.9	36.9	-	35.1	35.6	36.6	-	34.2	34.7	35.7	-	32.6	33.1	34.1	-	30.7	31.2	32.2	-	28.9	29.4	30.5	-
	S/T	0.67	0.59	0.45	-	0.67	0.60	0.46	-	0.70	0.62	0.49	-	1.00	0.64	0.51	-	1.00	0.66	0.53	-	1.00	0.72	0.58	-
	ΔT	18	16	13	-	18	16	13	-	18	16	13	-	18	16	13	-	18	16	13	-	19	17	14	-
kW	1.84	1.84	1.83	-	2.08	2.07	2.07	-	2.34	2.34	2.34	-	2.63	2.63	2.62	-	2.95	2.95	2.94	-	3.33	3.33	3.32	-	
Amps	8.0	8.0	8.0	-	9.0	9.0	9.0	-	10.2	10.2	10.2	-	11.4	11.4	11.4	-	12.8	12.8	12.8	-	14.5	14.5	14.5	-	
Hi PR	251	252	254	-	291	292	294	-	332	333	335	-	376	377	379	-	424	425	427	-	475	476	478	-	
Lo PR	126	128	131	-	134	135	138	-	140	142	145	-	146	147	150	-	151	153	156	-	158	160	163	-	
MBh	35.8	36.3	37.4	-	35.5	36.0	37.1	-	34.6	35.1	36.1	-	33.0	33.5	34.6	-	31.1	31.6	32.7	-	29.4	29.9	30.9	-	
S/T	0.70	0.62	0.48	-	0.70	0.63	0.49	-	0.73	0.65	0.52	-	1.00	0.67	0.54	-	1.00	0.69	0.56	-	1.00	0.75	0.61	-	
ΔT	17	15	12	-	17	15	12	-	17	16	12	-	17	15	12	-	17	15	12	-	18	16	13	-	
kW	1.85	1.84	1.84	-	2.08	2.08	2.08	-	2.35	2.35	2.34	-	2.64	2.64	2.63	-	2.96	2.96	2.95	-	3.34	3.33	3.33	-	
Amps	8.0	8.0	8.0	-	9.1	9.1	9.0	-	10.2	10.2	10.2	-	11.5	11.5	11.5	-	12.9	12.9	12.9	-	14.5	14.5	14.5	-	
Hi PR	253	254	256	-	292	293	295	-	334	335	336	-	378	379	381	-	426	427	429	-	477	478	480	-	
Lo PR	128	129	132	-	135	137	140	-	142	143	147	-	147	149	152	-	153	154	158	-	160	161	164	-	
75	MBh	35.0	35.5	36.6	38.2	34.7	35.2	36.3	37.8	33.8	34.3	35.3	36.9	32.2	32.7	33.8	35.4	30.3	30.8	31.9	33.4	28.6	29.1	30.1	31.7
	S/T	0.75	0.67	0.54	0.39	0.76	0.68	0.54	0.40	1.00	0.70	0.57	0.42	1.00	0.72	0.59	0.44	1.00	0.75	0.61	0.47	1.00	1.00	0.66	0.52
	ΔT	23	21	18	14	23	21	18	14	23	21	18	14	23	21	18	14	22	21	17	14	23	22	18	15
	kW	1.83	1.82	1.82	1.84	2.06	2.06	2.06	2.08	2.33	2.33	2.32	2.34	2.62	2.62	2.61	2.63	2.94	2.94	2.93	2.95	3.32	3.31	3.31	3.33
	Amps	8.0	7.9	7.9	8.0	9.0	9.0	9.0	9.0	10.1	10.1	10.1	10.2	11.4	11.4	11.4	11.4	12.8	12.8	12.8	12.8	14.4	14.4	14.4	14.5
	Hi PR	250	251	253	257	289	290	292	296	330	331	333	338	375	376	378	382	423	424	425	430	474	475	477	481
	Lo PR	125	126	129	135	132	134	137	142	139	140	143	149	144	146	149	154	150	151	155	160	157	158	161	167
	MBh	35.4	35.9	36.9	38.5	35.1	35.6	36.6	38.2	34.2	34.7	35.7	37.3	32.6	33.1	34.2	35.7	30.7	31.2	32.2	33.8	28.9	29.4	30.5	32.1
	S/T	0.80	0.72	0.58	0.44	1.00	0.73	0.59	0.45	1.00	0.75	0.62	0.47	1.00	0.77	0.64	0.49	1.00	0.79	0.66	0.51	1.00	1.00	0.71	0.57
	ΔT	22	20	17	13	22	20	17	13	22	20	17	14	22	20	17	13	21	20	16	13	23	21	18	14
kW	1.84	1.83	1.83	1.85	2.07	2.07	2.07	2.09	2.34	2.34	2.33	2.35	2.63	2.63	2.62	2.64	2.95	2.95	2.94	2.96	3.33	3.32	3.32	3.34	
Amps	8.0	8.0	8.0	8.0	9.0	9.0	9.0	9.1	10.2	10.2	10.2	10.2	11.4	11.4	11.4	11.5	12.8	12.8	12.8	12.9	14.5	14.5	14.5	14.5	
Hi PR	252	253	254	259	291	292	294	298	332	333	335	339	376	378	379	384	424	425	427	432	475	476	478	483	
Lo PR	126	128	131	136	134	135	138	144	140	142	145	150	146	147	151	156	151	153	156	161	158	160	163	168	
MBh	35.8	36.3	37.4	39.0	35.5	36.0	37.1	38.7	34.6	35.1	36.2	37.8	33.1	33.6	34.6	36.2	31.1	31.6	32.7	34.3	29.4	29.9	30.9	32.5	
S/T	0.83	0.75	0.61	0.47	1.00	0.76	0.62	0.48	1.00	0.78	0.65	0.50	1.00	0.80	0.67	0.52	1.00	0.82	0.69	0.54	1.00	1.00	0.74	0.60	
ΔT	21	19	16	13	21	19	16	13	21	19	16	13	21	19	16	13	21	19	16	12	22	20	17	13	
kW	1.84	1.84	1.84	1.86	2.08	2.08	2.08	2.09	2.35	2.35	2.34	2.36	2.64	2.63	2.63	2.65	2.96	2.96	2.95	2.97	3.34	3.33	3.33	3.35	
Amps	8.0	8.0	8.0	8.1	9.1	9.1	9.0	9.1	10.2	10.2	10.2	10.3	11.5	11.4	11.4	11.5	12.9	12.9	12.8	12.9	14.5	14.5	14.5	14.6	
Hi PR	253	254	256	260	293	294	295	300	334	335	337	341	378	379	381	385	426	427	429	433	477	478	480	484	
Lo PR	128	129	132	138	135	137	140	145	142	143	147	152	147	149	152	157	153	154	158	163	160	161	165	170	

IDB = Entering Indoor Dry Bulb Temperature
 High and low pressures are measured at the liquid and suction service valves.
 Shaded area is ACCA (TVA) conditions
 kW = Total system power
 Amps = outdoor unit amps (comp.+fan)

IDB		OUTDOOR AMBIENT TEMPERATURE												115°F																	
		65°F						75°F						85°F						95°F						105°F					
		ENTERING INDOOR WET BULB TEMPERATURE																													
AIRFLOW		59	63	67	71	59	63	67	71	59	63	67	71	59	63	67	71	59	63	67	71	59	63	67	71	59	63	67	71		
80	1050	MBh	35.2	35.7	36.7	38.3	34.9	35.4	36.4	38.0	34.0	34.5	35.5	37.1	32.4	32.9	34.0	35.5	30.5	31.0	32.0	33.6	28.7	29.2	30.3	31.9	1.00	1.00	1.00	0.79	0.64
		S/T	1.00	0.80	0.66	0.52	1.00	0.80	0.67	0.52	1.00	0.83	0.69	0.55	1.00	1.00	0.71	0.57	1.00	1.00	0.74	0.59	1.00	1.00	0.79	0.64	1.00	1.00	0.74	0.59	
		ΔT	26	25	21	18	26	25	21	18	27	25	22	18	26	25	21	18	26	24	21	18	27	26	22	19	27	26	22	19	
		kW	1.83	1.83	1.82	1.84	2.07	2.06	2.06	2.08	2.33	2.33	2.33	2.34	2.62	2.62	2.61	2.63	2.94	2.94	2.93	2.95	3.32	3.32	3.31	3.33	3.32	3.32	3.31	3.33	
		Amps	8.0	7.9	7.9	8.0	9.0	9.0	9.0	9.0	10.1	10.1	10.1	10.2	11.4	11.4	11.4	11.5	12.8	12.8	12.8	12.9	14.4	14.4	14.4	14.5	14.4	14.4	14.4	14.5	
		Hi PR	250	251	253	257	290	291	292	297	331	332	334	338	375	376	378	382	423	424	426	430	474	475	477	481	474	475	477	481	
		Lo PR	125	127	130	135	133	134	137	143	139	141	144	149	145	146	150	155	150	152	155	160	157	159	162	167	157	159	162	167	
		MBh	35.6	36.1	37.1	38.7	35.3	35.8	36.8	38.4	34.4	34.9	35.9	37.5	32.8	33.3	34.3	35.9	30.9	31.4	32.4	34.0	29.1	29.6	30.7	32.3	29.1	29.6	30.7	32.3	
		S/T	1.00	0.85	0.71	0.57	1.00	0.85	0.72	0.57	1.00	0.88	0.74	0.60	1.00	1.00	0.76	0.62	1.00	1.00	0.78	0.64	1.00	1.00	0.84	0.69	1.00	1.00	0.84	0.69	
		ΔT	26	24	21	17	26	24	21	17	26	24	21	17	26	24	21	17	26	24	20	17	26	25	21	18	26	25	21	18	
	kW	1.84	1.84	1.83	1.85	2.08	2.07	2.07	2.09	2.34	2.34	2.34	2.35	2.63	2.63	2.62	2.64	2.95	2.95	2.94	2.96	3.33	3.33	3.32	3.34	3.33	3.33	3.32	3.34		
	Amps	8.0	8.0	8.0	8.1	9.0	9.0	9.0	9.1	10.2	10.2	10.2	10.2	11.4	11.4	11.4	11.5	12.8	12.8	12.8	12.9	14.5	14.5	14.5	14.5	14.5	14.5	14.5	14.6		
	Hi PR	252	253	255	259	291	292	294	299	333	334	335	340	377	378	380	384	425	426	428	432	476	477	479	483	476	477	479	483		
	Lo PR	127	128	131	137	134	136	139	144	141	142	145	151	146	148	151	156	152	153	157	162	159	160	163	169	159	160	163	169		
	MBh	36.0	36.5	37.6	39.2	35.7	36.2	37.3	38.8	34.8	35.3	36.3	37.9	33.2	33.7	34.8	36.4	31.3	31.8	32.9	34.4	29.6	30.1	31.1	32.7	29.6	30.1	31.1	32.7		
	S/T	1.00	0.88	0.74	0.60	1.00	0.88	0.75	0.60	1.00	0.91	0.77	0.63	1.00	1.00	0.79	0.65	1.00	1.00	0.81	0.67	1.00	1.00	0.87	0.72	1.00	1.00	0.87	0.72		
	ΔT	25	23	20	16	25	23	20	16	25	23	20	17	25	23	20	16	25	23	20	16	26	24	21	17	26	24	21	17		
	kW	1.85	1.84	1.84	1.86	2.08	2.08	2.08	2.10	2.35	2.35	2.34	2.36	2.64	2.64	2.63	2.65	2.96	2.96	2.95	2.97	3.34	3.33	3.33	3.35	3.34	3.33	3.33	3.35		
	Amps	8.0	8.0	8.0	8.1	9.1	9.1	9.0	9.1	10.2	10.2	10.2	10.3	11.5	11.5	11.5	11.5	12.9	12.9	12.9	12.9	14.5	14.5	14.5	14.6	14.5	14.5	14.5	14.6		
	Hi PR	254	255	257	261	293	294	296	300	334	335	337	341	379	380	381	386	426	428	429	434	478	479	480	485	478	479	480	485		
	Lo PR	128	130	133	138	136	137	140	146	142	144	147	152	148	150	153	158	153	155	158	163	160	162	165	170	160	162	165	170		

85	1050	MBh	35.8	36.3	37.3	38.9	35.5	36.0	37.0	38.6	34.6	35.1	36.1	37.7	33.0	33.5	34.5	36.1	31.1	31.6	32.6	34.2	29.3	29.8	30.9	32.5	1.00	1.00	1.00	0.75
		S/T	1.00	0.90	0.76	0.62	1.00	1.00	0.77	0.63	1.00	1.00	0.80	0.65	1.00	1.00	0.82	0.67	1.00	1.00	0.84	0.69	1.00	1.00	1.00	0.75	1.00	1.00	1.00	0.75
		ΔT	30	28	25	21	30	28	25	21	30	28	25	22	30	28	25	21	30	28	25	21	31	29	26	22	31	29	26	22
		kW	1.83	1.83	1.83	1.84	2.07	2.07	2.06	2.08	2.34	2.33	2.33	2.35	2.62	2.62	2.62	2.64	2.95	2.94	2.94	2.96	3.32	3.32	3.32	3.33	3.32	3.32	3.32	3.33
		Amps	8.0	8.0	8.0	8.0	9.0	9.0	9.0	9.1	10.2	10.2	10.1	10.2	11.4	11.4	11.4	11.5	12.8	12.8	12.8	12.9	14.5	14.4	14.4	14.5	14.5	14.4	14.4	14.5
		Hi PR	251	253	254	259	291	292	294	298	332	333	335	339	376	377	379	384	424	425	427	431	475	476	478	482	475	476	478	482
		Lo PR	127	128	132	137	135	136	139	145	141	143	146	151	147	148	151	157	152	154	157	162	159	161	164	169	159	161	164	169
		MBh	36.2	36.7	37.7	39.3	35.9	36.4	37.4	39.0	35.0	35.4	36.5	38.1	33.4	33.9	34.9	36.5	31.5	32.0	33.0	34.6	29.7	30.2	31.2	32.8	29.7	30.2	31.2	32.8
		S/T	1.00	0.95	0.81	0.67	1.00	1.00	0.82	0.67	1.00	1.00	0.84	0.70	1.00	1.00	0.86	0.72	1.00	1.00	1.00	0.74	1.00	1.00	1.00	0.79	1.00	1.00	1.00	0.79
		ΔT	29	27	24	21	29	27	24	21	29	27	24	21	29	27	24	21	29	27	24	20	30	28	25	21	30	28	25	21
	kW	1.84	1.84	1.84	1.85	2.08	2.08	2.07	2.09	2.35	2.34	2.34	2.36	2.63	2.63	2.63	2.65	2.96	2.95	2.95	2.97	3.33	3.33	3.33	3.34	3.33	3.33	3.33	3.34	
	Amps	8.0	8.0	8.0	8.1	9.1	9.0	9.0	9.1	10.2	10.2	10.2	10.3	11.5	11.5	11.4	11.5	12.9	12.9	12.8	12.9	14.5	14.5	14.5	14.6	14.5	14.5	14.5	14.6	
	Hi PR	253	254	256	260	293	294	295	300	334	335	337	341	378	379	381	385	426	427	429	433	477	478	480	484	477	478	480	484	
	Lo PR	128	130	133	138	136	138	141	146	143	144	147	153	148	150	153	158	154	155	158	164	161	162	165	171	161	162	165	171	
	MBh	36.6	37.1	38.2	39.7	36.3	36.8	37.8	39.4	35.4	35.9	36.9	38.5	33.8	34.3	35.4	37.0	31.9	32.4	33.4	35.0	30.2	30.6	31.7	33.3	30.2	30.6	31.7	33.3	
	S/T	1.00	0.98	0.84	0.70	1.00	1.00	0.85	0.71	1.00	1.00	0.87	0.73	1.00	1.00	0.89	0.75	1.00	1.00	1.00	0.77	1.00	1.00	1.00	0.82	1.00	1.00	1.00	0.82	
	ΔT	28	27	23	20	28	27	23	20	29	27	23	20	28	26	23	20	28	26	23	20	29	27	24	21	29	27	24	21	
	kW	1.85	1.85	1.84	1.86	2.09	2.09	2.08	2.10	2.35	2.35	2.35	2.37	2.64	2.64	2.64	2.65	2.96	2.96	2.96	2.98	3.34	3.34	3.33	3.35	3.34	3.34	3.33	3.35	
	Amps	8.1	8.0	8.0	8.1	9.1	9.1	9.1	9.1	10.2	10.2	10.2	10.3	11.5	11.5	11.5	11.6	12.9	12.9	12.9	13.0	14.5	14.5	14.5	14.6	14.5	14.5	14.5	14.6	
	Hi PR	255	256	258	262	294	295	297	301	335	337	338	343	380	381	383	387	428	429	430	435	479	480	482	486	479	480	482	486	
	Lo PR	130	132	135	140	138	139	142	148	144	146	149	154	150	151	155	160	155	157	160	165	162	164	167	172	162	164	167	172	

IDB = Entering Indoor Dry Bulb Temperature
 High and low pressures are measured at the liquid and suction service valves.
 Shaded area is AHRI (TVA) conditions
 kW = Total system power
 Amps = outdoor unit amps (comp.+fan)

EXPANDED COOLING DATA — AVXC200361A* / CAPF3743*6D*+MBVC1600*+TXV AT 70%

IDB		OUTDOOR AMBIENT TEMPERATURE												ENTERING INDOOR WET BULB TEMPERATURE												
		65°F				75°F				85°F				95°F				105°F				115°F				
		59	63	67	71	59	63	67	71	59	63	67	71	59	63	67	71	59	63	67	71	59	63	67	71	
70	850	MBh	25.2	25.6	26.3	-	25.0	25.3	26.1	-	24.3	24.7	25.4	-	23.2	23.5	24.3	-	21.8	22.2	22.9	-	20.6	20.9	21.7	-
		S/T	0.64	0.56	0.42	-	0.65	0.57	0.43	-	0.67	0.60	0.46	-	1.00	0.62	0.48	-	1.00	0.64	0.50	-	1.00	0.69	0.55	-
		ΔT	18	16	13	-	18	16	13	-	18	16	13	-	18	16	13	-	18	16	13	-	19	17	14	-
		kW	1.15	1.15	1.15	-	1.30	1.30	1.30	-	1.47	1.47	1.46	-	1.65	1.65	1.64	-	1.85	1.85	1.85	-	2.09	2.09	2.08	-
		Amps	5.4	5.4	5.4	-	6.0	6.0	6.0	-	6.8	6.8	6.8	-	7.6	7.6	7.5	-	8.4	8.4	8.4	-	9.5	9.5	9.5	-
	Hi PR	239	240	242	-	276	277	279	-	316	317	319	-	358	359	361	-	404	405	407	-	453	454	456	-	
	Lo PR	128	130	133	-	136	138	141	-	143	144	148	-	148	150	153	-	154	156	159	-	161	163	166	-	
	MBh	25.5	25.8	26.6	-	25.2	25.6	26.3	-	24.6	24.9	25.7	-	23.4	23.8	24.6	-	22.1	22.4	23.2	-	20.8	21.2	21.9	-	
	S/T	0.69	0.61	0.47	-	0.69	0.62	0.48	-	1.00	0.64	0.50	-	1.00	0.66	0.52	-	1.00	0.68	0.54	-	1.00	1.00	0.60	-	
	ΔT	17	16	12	-	17	15	12	-	17	16	13	-	17	15	12	-	17	15	12	-	18	16	13	-	
kW	1.16	1.15	1.15	-	1.31	1.30	1.30	-	1.47	1.47	1.47	-	1.65	1.65	1.65	-	1.86	1.86	1.85	-	2.09	2.09	2.09	-		
Amps	5.4	5.4	5.4	-	6.1	6.1	6.1	-	6.8	6.8	6.8	-	7.6	7.6	7.6	-	8.5	8.5	8.4	-	9.5	9.5	9.5	-		
Hi PR	240	241	243	-	278	279	281	-	317	318	320	-	360	361	363	-	406	407	408	-	454	455	457	-		
Lo PR	130	131	134	-	137	139	142	-	144	146	149	-	150	152	155	-	156	157	160	-	163	164	168	-		
MBh	25.8	26.1	26.9	-	25.5	25.9	26.6	-	24.9	25.2	26.0	-	23.7	24.1	24.9	-	22.4	22.7	23.5	-	21.1	21.5	22.2	-		
S/T	0.72	0.64	0.50	-	0.72	0.64	0.50	-	1.00	0.67	0.53	-	1.00	0.69	0.55	-	1.00	0.71	0.57	-	1.00	1.00	0.63	-		
ΔT	17	15	12	-	17	15	12	-	17	15	12	-	16	15	12	-	16	15	11	-	17	16	12	-		
kW	1.16	1.16	1.16	-	1.31	1.31	1.31	-	1.48	1.48	1.47	-	1.66	1.66	1.66	-	1.86	1.86	1.86	-	2.10	2.10	2.09	-		
Amps	5.4	5.4	5.4	-	6.1	6.1	6.1	-	6.8	6.8	6.8	-	7.6	7.6	7.6	-	8.5	8.5	8.5	-	9.5	9.5	9.5	-		
Hi PR	242	243	245	-	279	281	282	-	319	320	322	-	361	362	364	-	407	408	410	-	456	457	459	-		
Lo PR	131	133	136	-	139	141	144	-	146	147	151	-	152	153	156	-	157	159	162	-	164	166	169	-		

75	850	MBh	25.2	25.6	26.3	27.5	25.0	25.3	26.1	27.2	24.3	24.7	25.4	26.6	23.2	23.6	24.3	25.5	21.8	22.2	22.9	24.1	20.6	20.9	21.7	22.8
		S/T	0.82	0.74	0.60	0.45	1.00	0.70	0.56	0.42	1.00	0.73	0.59	0.44	1.00	0.75	0.61	0.46	1.00	1.00	0.63	0.48	1.00	1.00	0.69	0.54
		ΔT	22	20	17	14	22	20	17	14	22	20	17	14	22	20	17	14	21	20	17	13	22	21	18	14
		kW	1.15	1.15	1.15	1.16	1.30	1.30	1.30	1.31	1.47	1.47	1.46	1.47	1.65	1.65	1.64	1.66	1.85	1.85	1.85	1.86	2.09	2.09	2.08	2.09
		Amps	5.4	5.4	5.4	5.4	6.0	6.0	6.0	6.1	6.8	6.8	6.7	6.8	7.6	7.5	7.5	7.6	8.4	8.4	8.4	8.5	9.5	9.5	9.4	9.5
	Hi PR	239	240	242	246	277	278	279	284	316	317	319	323	358	360	361	365	404	405	407	411	453	454	456	460	
	Lo PR	128	130	133	138	136	138	141	146	143	144	148	153	149	150	153	159	154	156	159	164	161	163	166	172	
	MBh	25.5	25.8	26.6	27.7	25.2	25.6	26.4	27.5	24.6	24.9	25.7	26.8	23.5	23.8	24.6	25.7	22.1	22.4	23.2	24.3	20.8	21.2	21.9	23.1	
	S/T	0.82	0.74	0.60	0.45	1.00	0.75	0.61	0.46	1.00	0.77	0.63	0.49	1.00	0.79	0.65	0.51	1.00	1.00	0.68	0.53	1.00	1.00	0.73	0.58	
	ΔT	21	19	16	13	21	19	16	13	21	19	16	13	21	19	16	13	21	19	16	13	22	20	17	14	
kW	1.16	1.15	1.15	1.16	1.30	1.30	1.30	1.31	1.47	1.47	1.47	1.48	1.65	1.65	1.65	1.66	1.86	1.85	1.85	1.86	2.09	2.09	2.09	2.10		
Amps	5.4	5.4	5.4	5.4	6.1	6.1	6.0	6.1	6.8	6.8	6.8	6.8	7.6	7.6	7.6	7.6	8.5	8.5	8.4	8.5	9.5	9.5	9.5	9.5		
Hi PR	241	242	243	247	278	279	281	285	318	319	320	324	360	361	363	367	406	407	408	413	455	456	457	461		
Lo PR	130	131	134	140	137	139	142	148	144	146	149	154	150	152	155	160	156	157	160	166	163	164	168	173		
MBh	25.8	26.1	26.9	28.0	25.5	25.9	26.7	27.8	24.9	25.2	26.0	27.1	23.8	24.1	24.9	26.0	22.4	22.7	23.5	24.6	21.1	21.5	22.2	23.4		
S/T	0.85	0.77	0.63	0.48	1.00	0.78	0.64	0.49	1.00	0.80	0.66	0.52	1.00	0.82	0.68	0.54	1.00	1.00	0.71	0.56	1.00	1.00	0.76	0.61		
ΔT	20	19	15	12	20	19	15	12	20	19	16	12	20	19	15	12	20	18	15	12	21	19	16	13		
kW	1.16	1.16	1.16	1.17	1.31	1.31	1.31	1.32	1.48	1.48	1.47	1.48	1.66	1.66	1.65	1.67	1.86	1.86	1.86	1.87	2.10	2.10	2.09	2.11		
Amps	5.4	5.4	5.4	5.5	6.1	6.1	6.1	6.1	6.8	6.8	6.8	6.8	7.6	7.6	7.6	7.6	8.5	8.5	8.5	8.5	9.5	9.5	9.5	9.5		
Hi PR	242	243	245	249	280	281	282	287	319	320	322	326	362	363	364	368	407	408	410	414	456	457	459	463		
Lo PR	131	133	136	141	139	141	144	149	146	147	151	156	152	153	156	162	157	159	162	167	164	166	169	175		

IDB = Entering Indoor Dry Bulb Temperature
 High and low pressures are measured at the liquid and suction service valves.
 Shaded area is ACCA (TVA) conditions
 kW = Total system power
 Amps = outdoor unit amps (comp.+fan)

EXPANDED COOLING DATA — AVXC200481A* / CAPF4961*6D*+MBVC2000*+TXV AT 100%

IDB	AIRFLOW	OUTDOOR AMBIENT TEMPERATURE												ENTERING INDOOR WET BULB TEMPERATURE											
		65°F				75°F				85°F				95°F				105°F				115°F			
		59	63	67	71	59	63	67	71	59	63	67	71	59	63	67	71	59	63	67	71	59	63	67	71
70	MBh	46.5	47.2	48.6	-	46.1	46.8	48.1	-	44.9	45.5	46.9	-	42.8	43.5	44.8	-	40.3	40.9	42.3	-	37.9	38.6	40.0	-
	S/T	0.63	0.55	0.42	-	0.64	0.56	0.42	-	0.66	0.59	0.45	-	1.00	0.60	0.47	-	1.00	0.63	0.49	-	1.00	0.68	0.54	-
	ΔT	19	18	14	-	19	18	14	-	20	18	14	-	19	18	14	-	19	17	14	-	20	18	15	-
	kW	2.42	2.42	2.42	-	2.74	2.74	2.74	-	3.10	3.10	3.09	-	3.49	3.49	3.48	-	3.92	3.92	3.91	-	4.43	4.43	4.42	-
	Amps	9.4	9.4	9.4	-	10.8	10.8	10.8	-	12.4	12.4	12.4	-	14.1	14.1	14.0	-	16.0	15.9	15.9	-	18.2	18.1	18.1	-
	Hi PR	251	252	254	-	290	292	293	-	332	333	335	-	376	377	379	-	424	426	427	-	476	477	479	-
	Lo PR	124	126	129	-	132	133	136	-	138	140	143	-	144	145	148	-	149	151	154	-	156	157	161	-
	MBh	47.0	47.7	49.0	-	46.6	47.2	48.6	-	45.4	46.0	47.4	-	43.3	43.9	45.3	-	40.7	41.4	42.8	-	38.4	39.1	40.5	-
	S/T	0.68	0.60	0.46	-	0.68	0.60	0.47	-	0.71	0.63	0.49	-	1.00	0.65	0.51	-	1.00	0.67	0.53	-	1.00	0.72	0.59	-
	ΔT	19	17	13	-	19	17	13	-	19	17	14	-	19	17	13	-	18	17	13	-	19	18	14	-
kW	2.44	2.43	2.43	-	2.76	2.75	2.75	-	3.12	3.11	3.11	-	3.50	3.50	3.49	-	3.94	3.93	3.93	-	4.44	4.44	4.43	-	
Amps	9.5	9.5	9.5	-	10.9	10.9	10.8	-	12.4	12.4	12.4	-	14.1	14.1	14.1	-	16.0	16.0	16.0	-	18.2	18.2	18.2	-	
Hi PR	253	254	255	-	292	293	295	-	333	335	336	-	378	379	381	-	426	427	429	-	477	478	480	-	
Lo PR	125	127	130	-	133	134	138	-	140	141	144	-	145	147	150	-	151	152	155	-	157	159	162	-	
MBh	47.6	48.2	49.6	-	47.1	47.8	49.2	-	45.9	46.6	48.0	-	43.8	44.5	45.9	-	41.3	42.0	43.3	-	39.0	39.6	41.0	-	
S/T	0.70	0.63	0.49	-	0.71	0.63	0.50	-	0.74	0.66	0.52	-	1.00	0.68	0.54	-	1.00	0.70	0.56	-	1.00	0.75	0.62	-	
ΔT	18	16	13	-	18	16	13	-	18	16	13	-	18	16	13	-	18	16	12	-	19	17	14	-	
kW	2.45	2.44	2.44	-	2.77	2.77	2.76	-	3.13	3.12	3.12	-	3.51	3.51	3.51	-	3.95	3.94	3.94	-	4.45	4.45	4.45	-	
Amps	9.5	9.5	9.5	-	10.9	10.9	10.9	-	12.5	12.5	12.5	-	14.2	14.2	14.1	-	16.1	16.0	16.0	-	18.3	18.2	18.2	-	
Hi PR	254	255	257	-	294	295	297	-	335	336	338	-	380	381	383	-	428	429	431	-	479	480	482	-	
Lo PR	127	128	132	-	134	136	139	-	141	143	146	-	147	148	151	-	152	154	157	-	159	160	164	-	

75	MBh	46.5	47.2	48.6	50.7	46.1	46.8	48.2	50.3	44.9	45.6	47.0	49.1	42.8	43.5	44.9	47.0	40.3	40.9	42.3	44.4	38.0	38.6	40.0	42.1
	S/T	0.76	0.68	0.55	0.40	0.77	0.69	0.55	0.41	1.00	0.72	0.58	0.48	1.00	0.74	0.60	0.45	1.00	0.76	0.62	0.48	1.00	1.00	0.67	0.53
	ΔT	24	22	18	15	23	22	18	15	24	22	18	14	23	21	17	14	23	21	18	14	24	23	19	16
	kW	2.42	2.42	2.41	2.44	2.74	2.74	2.73	2.76	3.10	3.10	3.09	3.12	3.49	3.49	3.48	3.50	3.92	3.92	3.91	3.94	4.43	4.43	4.42	4.44
	Amps	9.4	9.4	9.4	9.5	10.8	10.8	10.8	10.9	12.4	12.4	12.3	12.4	14.1	14.0	14.0	14.1	15.9	15.9	15.9	16.0	18.1	18.1	18.1	18.2
	Hi PR	251	252	254	258	291	292	294	298	332	333	335	339	377	378	379	384	425	426	428	432	476	477	479	483
	Lo PR	124	126	129	134	132	133	136	141	138	140	143	148	144	145	148	154	149	151	154	159	156	158	161	166
	MBh	47.0	47.7	49.1	51.2	46.6	47.3	48.7	50.8	45.4	46.1	47.4	49.6	43.3	44.0	45.4	47.5	40.8	41.4	42.8	44.9	38.4	39.1	40.5	42.6
	S/T	0.81	0.73	0.59	0.45	0.81	0.74	0.60	0.45	1.00	0.76	0.62	0.48	1.00	0.78	0.64	0.50	1.00	0.80	0.67	0.52	1.00	1.00	0.72	0.57
	ΔT	23	21	17	14	23	21	17	14	23	21	18	14	23	21	17	14	22	21	17	14	23	22	18	15
kW	2.43	2.43	2.43	2.45	2.76	2.75	2.75	2.77	3.11	3.11	3.10	3.13	3.50	3.50	3.49	3.52	3.93	3.93	3.92	3.95	4.44	4.44	4.43	4.46	
Amps	9.5	9.5	9.4	9.6	10.9	10.9	10.8	10.9	12.4	12.4	12.4	12.5	14.1	14.1	14.1	14.2	16.0	16.0	16.0	16.1	18.2	18.2	18.2	18.3	
Hi PR	253	254	256	260	292	293	295	300	334	335	337	341	378	379	381	385	426	427	429	434	478	479	480	485	
Lo PR	125	127	130	135	133	134	138	143	140	141	144	149	145	147	150	155	151	152	155	161	157	159	162	167	
MBh	47.6	48.2	49.6	51.7	47.2	47.8	49.2	51.3	46.0	46.6	48.0	50.1	43.9	44.5	45.9	48.0	41.3	42.0	43.4	45.5	39.0	39.7	41.0	43.2	
S/T	0.84	0.76	0.62	0.48	1.00	0.76	0.63	0.48	1.00	0.79	0.65	0.51	1.00	0.81	0.67	0.53	1.00	0.83	0.69	0.55	1.00	1.00	0.75	0.60	
ΔT	22	20	17	13	22	20	17	13	22	20	17	13	22	20	17	13	22	20	16	13	23	21	18	14	
kW	2.45	2.44	2.44	2.46	2.77	2.76	2.76	2.78	3.12	3.12	3.12	3.14	3.51	3.51	3.50	3.53	3.94	3.94	3.94	3.96	4.45	4.45	4.44	4.47	
Amps	9.5	9.5	9.5	9.6	10.9	10.9	10.9	11.0	12.5	12.5	12.4	12.6	14.2	14.2	14.1	14.2	16.0	16.0	16.0	16.1	18.3	18.2	18.2	18.3	
Hi PR	254	255	257	262	294	295	297	301	335	336	338	343	380	381	383	387	428	429	431	435	479	480	482	486	
Lo PR	127	129	132	137	135	136	139	144	141	143	146	151	147	148	151	157	152	154	157	162	159	160	164	169	

IDB = Entering Indoor Dry Bulb Temperature
 High and low pressures are measured at the liquid and suction service valves.
 Shaded area is ACCA (TVA) conditions
 kW = Total system power
 Amps = outdoor unit amps (comp.+fan)

IDB	AIRFLOW	OUTDOOR AMBIENT TEMPERATURE												ENTERING INDOOR WET BULB TEMPERATURE											
		65°F				75°F				85°F				95°F				105°F				115°F			
		59	63	67	71	59	63	67	71	59	63	67	71	59	63	67	71	59	63	67	71	59	63	67	71
1300	MBh	46.8	47.4	48.8	50.9	46.4	47.0	48.4	50.5	45.2	45.8	47.2	49.3	43.1	43.7	45.1	47.2	40.5	41.2	42.6	44.7	38.2	38.9	40.2	42.4
	S/T	1.00	0.81	0.67	0.53	1.00	0.82	0.68	0.54	1.00	0.84	0.71	0.56	1.00	1.00	0.73	0.58	1.00	1.00	0.75	0.60	1.00	1.00	0.80	0.66
	ΔT	28	26	22	19	27	26	22	19	28	26	23	19	27	26	22	19	27	25	22	18	28	27	23	20
	kW	2.42	2.42	2.42	2.44	2.74	2.74	2.74	2.76	3.10	3.10	3.09	3.12	3.49	3.49	3.48	3.51	3.92	3.92	3.91	3.94	4.43	4.43	4.42	4.45
	Amps	9.4	9.4	9.4	9.5	10.8	10.8	10.8	10.9	12.4	12.4	12.3	12.5	14.1	14.1	14.0	14.1	15.9	15.9	15.9	16.0	18.2	18.1	18.1	18.2
	Hi PR	252	253	254	259	291	292	294	298	333	334	335	340	377	378	380	384	425	426	428	432	476	478	479	484
Lo PR	125	126	129	134	132	134	137	142	139	140	143	149	144	146	149	154	150	151	154	160	157	158	161	166	
80	MBh	47.3	47.9	49.3	51.4	46.9	47.5	48.9	51.0	45.6	46.3	47.7	49.8	43.6	44.2	45.6	47.7	41.0	41.7	43.1	45.2	38.7	39.3	40.7	42.8
	S/T	1.00	0.86	0.72	0.57	1.00	0.86	0.73	0.58	1.00	0.89	0.75	0.61	1.00	1.00	0.77	0.63	1.00	1.00	0.79	0.65	1.00	1.00	0.84	0.70
	ΔT	27	25	21	18	27	25	21	18	27	25	22	18	27	25	21	18	26	25	21	18	28	26	22	19
	kW	2.44	2.43	2.43	2.45	2.76	2.75	2.75	2.77	3.11	3.11	3.11	3.13	3.50	3.50	3.49	3.52	3.93	3.93	3.93	3.95	4.44	4.44	4.43	4.46
	Amps	9.5	9.5	9.5	9.6	10.9	10.9	10.8	11.0	12.4	12.4	12.4	12.5	14.1	14.1	14.1	14.2	16.0	16.0	16.0	16.1	18.2	18.2	18.2	18.3
	Hi PR	253	254	256	260	293	294	296	300	334	335	337	341	379	380	382	386	427	428	430	434	478	479	481	485
Lo PR	126	128	131	136	134	135	138	143	140	142	145	150	146	147	150	156	151	153	156	161	158	159	163	168	
1580	MBh	47.8	48.5	49.9	52.0	47.4	48.1	49.5	51.6	46.2	46.9	48.2	50.4	44.1	44.8	46.2	48.3	41.6	42.2	43.6	45.7	39.2	39.9	41.3	43.4
	S/T	1.00	0.89	0.75	0.60	1.00	0.89	0.75	0.61	1.00	0.92	0.78	0.63	1.00	1.00	0.80	0.65	1.00	1.00	0.82	0.68	1.00	1.00	0.87	0.73
	ΔT	26	24	21	17	26	24	21	17	26	24	21	17	26	24	21	17	26	24	20	17	27	25	22	18
	kW	2.45	2.44	2.44	2.46	2.77	2.77	2.76	2.78	3.13	3.12	3.12	3.14	3.51	3.51	3.50	3.53	3.95	3.94	3.94	3.96	4.45	4.45	4.45	4.47
	Amps	9.5	9.5	9.5	9.6	10.9	10.9	10.9	11.0	12.5	12.5	12.5	12.6	14.2	14.2	14.1	14.2	16.1	16.0	16.0	16.1	18.3	18.2	18.2	18.3
	Hi PR	255	256	258	262	294	295	297	302	336	337	339	343	380	381	383	388	428	429	431	436	480	481	483	487
Lo PR	128	129	132	137	135	137	140	145	142	143	146	152	147	149	152	157	153	154	157	163	160	161	164	169	

1300	MBh	47.6	48.2	49.6	51.7	47.2	47.8	49.2	51.3	45.9	46.6	48.0	50.1	43.9	44.5	45.9	48.0	41.3	42.0	43.4	45.5	39.0	39.6	41.0	43.1
	S/T	1.00	0.91	0.78	0.63	1.00	0.92	0.78	0.64	1.00	1.00	0.81	0.66	1.00	1.00	0.83	0.68	1.00	1.00	0.85	0.71	1.00	1.00	1.00	0.76
	ΔT	31	29	26	22	31	29	26	22	31	30	26	23	31	29	26	22	31	29	26	22	32	30	27	23
	kW	2.43	2.43	2.42	2.45	2.75	2.75	2.74	2.77	3.11	3.11	3.10	3.12	3.50	3.49	3.49	3.51	3.93	3.93	3.92	3.94	4.44	4.43	4.43	4.45
	Amps	9.5	9.4	9.4	9.5	10.9	10.8	10.8	10.9	12.4	12.4	12.4	12.5	14.1	14.1	14.1	14.2	16.0	16.0	15.9	16.0	18.2	18.2	18.1	18.3
	Hi PR	253	254	256	260	292	293	295	300	334	335	337	341	378	379	381	385	426	427	429	434	478	479	480	485
Lo PR	126	128	131	136	134	135	139	144	141	142	145	150	146	148	151	156	152	153	156	161	158	160	163	168	
85	MBh	48.1	48.7	50.1	52.2	47.6	48.3	49.7	51.8	46.4	47.1	48.5	50.6	44.3	45.0	46.4	48.5	41.8	42.4	43.8	46.0	39.5	40.1	41.5	43.6
	S/T	1.00	0.96	0.82	0.68	1.00	1.00	0.83	0.68	1.00	1.00	0.85	0.71	1.00	1.00	0.87	0.73	1.00	1.00	0.90	0.75	1.00	1.00	1.00	0.80
	ΔT	30	28	25	22	30	28	25	21	30	29	25	22	30	28	25	21	30	28	25	21	31	29	26	22
	kW	2.44	2.44	2.43	2.46	2.76	2.76	2.75	2.78	3.12	3.12	3.11	3.14	3.51	3.51	3.50	3.52	3.94	3.94	3.93	3.96	4.45	4.45	4.44	4.47
	Amps	9.5	9.5	9.5	9.6	10.9	10.9	10.9	11.0	12.5	12.5	12.4	12.5	14.1	14.1	14.1	14.2	16.0	16.0	16.0	16.1	18.2	18.2	18.2	18.3
	Hi PR	254	256	257	262	294	295	297	301	335	336	338	343	380	381	383	387	428	429	431	435	479	480	482	486
Lo PR	128	129	133	138	135	137	140	145	142	143	147	152	148	149	152	157	153	155	158	163	160	161	164	170	
1580	MBh	48.6	49.3	50.6	52.8	48.2	48.8	50.2	52.4	47.0	47.6	49.0	51.1	44.9	45.6	46.9	49.1	42.4	43.0	44.4	46.5	40.0	40.7	42.1	44.2
	S/T	1.00	0.99	0.85	0.71	1.00	1.00	0.86	0.71	1.00	1.00	0.88	0.74	1.00	1.00	0.90	0.76	1.00	1.00	0.90	0.78	1.00	1.00	1.00	0.83
	ΔT	30	28	24	21	30	28	24	21	30	28	25	21	29	28	24	21	29	27	24	20	30	29	25	22
	kW	2.45	2.45	2.45	2.47	2.77	2.77	2.77	2.79	3.13	3.13	3.12	3.15	3.52	3.52	3.51	3.54	3.95	3.95	3.94	3.97	4.46	4.46	4.45	4.48
	Amps	9.6	9.6	9.5	9.6	11.0	10.9	10.9	11.0	12.5	12.5	12.5	12.6	14.2	14.2	14.2	14.3	16.1	16.1	16.0	16.2	18.3	18.3	18.3	18.4
	Hi PR	256	257	259	263	296	297	298	303	337	338	340	344	382	383	384	389	430	431	432	437	481	482	484	488
Lo PR	129	131	134	139	137	138	142	147	143	145	148	153	149	151	154	159	155	156	159	164	161	163	166	171	

IDB = Entering Indoor Dry Bulb Temperature
 High and low pressures are measured at the liquid and suction service valves.
 Shaded area is AHRI (TVA) conditions
 kW = Total system power
 Amps = outdoor unit amps (comp.+fan)

IDB	AIRFLOW	OUTDOOR AMBIENT TEMPERATURE																							
		65°F				75°F				85°F				95°F				105°F				115°F			
		59	63	67	71	59	63	67	71	59	63	67	71	59	63	67	71	59	63	67	71	59	63	67	71
70	MBh	33.4	33.9	34.9	-	33.1	33.6	34.6	-	32.3	32.7	33.7	-	30.8	31.2	32.2	-	28.9	29.4	30.4	-	27.3	27.7	28.7	-
	S/T	0.65	0.57	0.43	-	0.65	0.57	0.43	-	0.68	0.60	0.46	-	1.00	0.62	0.48	-	1.00	0.64	0.50	-	1.00	0.70	0.55	-
	ΔT	19	17	14	-	19	17	14	-	19	17	14	-	19	17	14	-	19	17	13	-	20	18	15	-
	kW	1.52	1.52	1.52	-	1.73	1.72	1.72	-	1.95	1.95	1.95	-	2.20	2.19	2.19	-	2.47	2.47	2.46	-	2.79	2.79	2.78	-
	Amps	5.9	5.9	5.9	-	6.8	6.8	6.8	-	7.8	7.8	7.8	-	8.8	8.8	8.8	-	10.0	10.0	10.0	-	11.4	11.4	11.4	-
	Hi PR	241	241	243	-	278	279	280	-	317	318	320	-	360	361	363	-	406	407	408	-	455	456	457	-
Lo PR	127	129	132	-	135	137	140	-	142	143	147	-	148	149	152	-	153	155	158	-	160	162	165	-	
980	MBh	33.8	34.3	35.3	-	33.5	34.0	35.0	-	32.6	33.1	34.1	-	31.1	31.6	32.6	-	29.3	29.8	30.8	-	27.6	28.1	29.1	-
	S/T	0.69	0.61	0.47	-	0.70	0.62	0.48	-	1.00	0.65	0.51	-	1.00	0.67	0.53	-	1.00	0.69	0.55	-	1.00	0.74	0.60	-
	ΔT	18	16	13	-	18	16	13	-	18	16	13	-	18	16	13	-	18	16	13	-	19	17	14	-
	kW	1.53	1.53	1.53	-	1.73	1.73	1.73	-	1.96	1.96	1.95	-	2.20	2.20	2.20	-	2.48	2.47	2.47	-	2.80	2.79	2.79	-
	Amps	6.0	6.0	5.9	-	6.8	6.8	6.8	-	7.8	7.8	7.8	-	8.9	8.9	8.9	-	10.1	10.1	10.0	-	11.5	11.5	11.4	-
	Hi PR	241	242	244	-	279	280	282	-	319	320	322	-	361	362	364	-	407	408	410	-	456	457	459	-
Lo PR	129	130	134	-	137	138	141	-	143	145	148	-	149	151	154	-	155	156	160	-	162	163	167	-	
1200	MBh	34.2	34.7	35.7	-	33.9	34.4	35.4	-	33.0	33.5	34.5	-	31.5	32.0	33.0	-	29.7	30.2	31.2	-	28.0	28.5	29.5	-
	S/T	0.72	0.64	0.50	-	0.73	0.65	0.51	-	1.00	0.68	0.54	-	1.00	0.70	0.56	-	1.00	0.72	0.58	-	1.00	1.00	0.63	-
	ΔT	17	15	12	-	17	15	12	-	17	16	12	-	17	15	12	-	17	15	12	-	18	16	13	-
	kW	1.54	1.54	1.54	-	1.74	1.74	1.74	-	1.97	1.97	1.96	-	2.21	2.21	2.21	-	2.48	2.48	2.48	-	2.80	2.80	2.80	-
	Amps	6.0	6.0	6.0	-	6.9	6.9	6.9	-	7.9	7.9	7.8	-	8.9	8.9	8.9	-	10.1	10.1	10.1	-	11.5	11.5	11.5	-
	Hi PR	243	244	246	-	281	282	284	-	320	321	323	-	363	364	366	-	409	410	412	-	458	459	461	-
Lo PR	131	132	135	-	138	140	143	-	145	147	150	-	151	152	156	-	156	158	161	-	163	165	168	-	

75	MBh	33.5	33.9	34.9	36.4	33.2	33.6	34.6	36.1	32.3	32.8	33.8	35.3	30.8	31.3	32.3	33.8	29.0	29.4	30.4	31.9	27.3	27.8	28.8	30.3
	S/T	0.78	0.70	0.56	0.41	1.00	0.71	0.57	0.42	1.00	0.73	0.59	0.44	1.00	0.75	0.61	0.46	1.00	1.00	0.64	0.49	1.00	1.00	0.69	0.54
	ΔT	23	21	18	14	23	21	18	14	23	21	18	14	23	21	18	14	22	21	17	14	24	22	18	15
	kW	1.52	1.52	1.52	1.53	1.73	1.72	1.72	1.74	1.95	1.95	1.95	1.96	2.19	2.19	2.19	2.20	2.47	2.46	2.46	2.48	2.79	2.78	2.78	2.80
	Amps	5.9	5.9	5.9	6.0	6.8	6.8	6.8	6.9	7.8	7.8	7.8	7.8	8.8	8.8	8.8	8.9	10.0	10.0	10.0	10.1	11.4	11.4	11.4	11.5
	Hi PR	240	241	243	247	278	279	281	285	317	318	320	324	360	361	363	367	406	407	409	413	455	456	458	462
Lo PR	127	129	132	138	135	137	140	145	142	144	147	152	148	149	152	158	153	155	158	163	160	162	165	171	
980	MBh	33.8	34.3	35.3	36.8	33.5	34.0	35.0	36.5	32.6	33.1	34.1	35.6	31.1	31.6	32.6	34.1	29.3	29.8	30.8	32.3	27.6	28.1	29.1	30.6
	S/T	0.83	0.75	0.61	0.46	1.00	0.76	0.61	0.47	1.00	0.78	0.64	0.49	1.00	0.80	0.66	0.51	1.00	1.00	0.68	0.53	1.00	1.00	0.74	0.59
	ΔT	22	20	17	13	22	20	17	13	22	20	17	14	22	20	17	13	22	20	17	13	23	21	18	14
	kW	1.53	1.53	1.53	1.54	1.73	1.73	1.73	1.74	1.96	1.96	1.95	1.97	2.20	2.20	2.20	2.21	2.47	2.47	2.47	2.48	2.79	2.79	2.79	2.80
	Amps	6.0	6.0	5.9	6.0	6.8	6.8	6.8	6.9	7.8	7.8	7.8	7.9	8.9	8.9	8.9	8.9	10.1	10.1	10.0	10.1	11.5	11.4	11.4	11.5
	Hi PR	242	243	244	249	279	280	282	286	319	320	322	326	362	363	364	369	408	409	410	414	457	458	459	464
Lo PR	129	131	134	139	137	138	141	147	143	145	148	154	149	151	154	159	155	156	160	165	162	163	167	172	
1090	MBh	34.2	34.7	35.7	37.2	33.9	34.4	35.4	36.9	33.1	33.5	34.5	36.1	31.6	32.0	33.0	34.6	29.7	30.2	31.2	32.7	28.1	28.5	29.5	31.0
	S/T	0.86	0.78	0.64	0.49	1.00	0.79	0.64	0.50	1.00	0.81	0.67	0.52	1.00	0.83	0.69	0.54	1.00	1.00	0.71	0.56	1.00	1.00	0.77	0.62
	ΔT	21	19	16	13	21	19	16	13	21	20	16	13	21	19	16	13	21	19	16	12	22	20	17	13
	kW	1.54	1.54	1.53	1.55	1.74	1.74	1.74	1.75	1.97	1.96	1.96	1.98	2.21	2.21	2.20	2.22	2.48	2.48	2.48	2.49	2.80	2.80	2.80	2.81
	Amps	6.0	6.0	6.0	6.0	6.9	6.9	6.9	6.9	7.9	7.8	7.8	7.9	8.9	8.9	8.9	9.0	10.1	10.1	10.1	10.1	11.5	11.5	11.5	11.5
	Hi PR	243	244	246	250	281	282	284	288	321	322	323	328	363	364	366	370	409	410	412	416	458	459	461	465
Lo PR	131	132	135	141	138	140	143	149	145	147	150	155	151	152	156	161	156	158	161	167	163	165	168	174	

IDB = Entering Indoor Dry Bulb Temperature
 High and low pressures are measured at the liquid and suction service valves.
 Shaded area is ACCA (TVA) conditions
 kW = Total system power
 Amps = outdoor unit amps (comp.+fan)

IDB	AIRFLOW	OUTDOOR AMBIENT TEMPERATURE												ENTERING INDOOR WET BULB TEMPERATURE											
		65°F				75°F				85°F				95°F				105°F				115°F			
		59	63	67	71	59	63	67	71	59	63	67	71	59	63	67	71	59	63	67	71	59	63	67	71
80	MBh	33.6	34.1	35.1	36.6	33.3	33.8	34.8	36.3	32.5	32.9	33.9	35.4	31.0	31.4	32.4	33.9	29.1	29.6	30.6	32.1	27.5	27.9	28.9	30.4
	S/T	1.00	0.83	0.69	0.54	1.00	0.84	0.70	0.55	1.00	0.86	0.72	0.57	1.00	1.00	0.74	0.59	1.00	1.00	0.77	0.62	1.00	1.00	0.82	0.67
	ΔT	27	25	22	18	27	25	22	18	27	25	22	18	27	25	21	18	26	25	21	18	27	26	22	19
	kW	1.52	1.52	1.52	1.53	1.73	1.72	1.72	1.74	1.95	1.95	1.95	1.96	2.19	2.20	2.20	2.21	2.47	2.47	2.46	2.48	2.79	2.78	2.78	2.80
	Amps	5.9	5.9	5.9	6.0	6.8	6.8	6.8	6.9	7.8	7.8	7.8	7.8	8.8	8.8	8.8	8.9	10.0	10.0	10.0	10.1	11.4	11.4	11.4	11.5
	Hi PR	240	242	243	247	278	279	281	285	318	319	321	325	360	361	363	367	406	407	409	413	455	456	458	462
	Lo PR	128	130	133	138	136	137	141	146	142	144	147	153	148	150	153	158	154	155	159	164	161	162	166	171
	MBh	34.0	34.5	35.5	37.0	33.7	34.2	35.2	36.7	32.8	33.3	34.3	35.8	31.3	31.8	32.8	34.3	29.5	30.0	31.0	32.5	27.8	28.3	29.3	30.8
	S/T	1.00	0.88	0.74	0.59	1.00	0.89	0.74	0.60	1.00	1.00	0.77	0.62	1.00	1.00	0.79	0.64	1.00	1.00	0.81	0.67	1.00	1.00	1.00	0.72
	ΔT	26	24	21	17	26	24	21	17	26	24	21	18	26	24	21	17	25	24	20	17	27	25	22	18
kW	1.53	1.53	1.53	1.54	1.73	1.73	1.73	1.74	1.96	1.96	1.95	1.97	2.20	2.20	2.20	2.21	2.48	2.47	2.47	2.49	2.79	2.79	2.79	2.81	
Amps	6.0	6.0	6.0	6.0	6.8	6.8	6.8	6.9	7.8	7.8	7.8	7.9	8.9	8.9	8.9	8.9	10.1	10.1	10.1	10.1	11.5	11.4	11.4	11.5	
Hi PR	242	243	245	249	280	281	283	287	319	320	322	326	362	363	365	369	408	409	411	415	457	458	460	464	
Lo PR	130	131	134	140	137	139	142	147	144	146	149	154	150	151	155	160	155	157	160	166	162	164	167	173	
MBh	34.4	34.9	35.9	37.4	34.1	34.6	35.6	37.1	33.2	33.7	34.7	36.2	31.7	32.2	33.2	34.7	29.9	30.4	31.4	32.9	28.2	28.7	29.7	31.2	
S/T	1.00	0.91	0.77	0.62	1.00	0.92	0.78	0.63	1.00	1.00	0.80	0.65	1.00	1.00	0.82	0.67	1.00	1.00	0.84	0.70	1.00	1.00	1.00	0.75	
ΔT	25	23	20	17	25	23	20	17	25	23	20	17	25	23	20	17	25	23	20	16	26	24	21	17	
kW	1.54	1.54	1.53	1.55	1.74	1.74	1.74	1.75	1.97	1.97	1.96	1.98	2.21	2.21	2.21	2.22	2.48	2.48	2.48	2.49	2.80	2.80	2.80	2.81	
Amps	6.0	6.0	6.0	6.0	6.9	6.9	6.9	6.9	7.9	7.8	7.8	7.9	8.9	8.9	8.9	9.0	10.1	10.1	10.1	10.1	11.5	11.5	11.5	11.5	
Hi PR	244	245	246	251	281	283	284	288	321	322	324	328	364	365	366	371	410	411	412	417	459	460	461	466	
Lo PR	131	133	136	141	139	140	144	149	146	147	150	156	151	153	156	162	157	159	162	167	164	166	169	174	

85	MBh	34.2	34.7	35.7	37.2	33.9	34.4	35.4	36.9	33.0	33.5	34.5	36.0	31.5	32.0	33.0	34.5	29.7	30.2	31.2	32.7	28.0	28.5	29.5	31.0
	S/T	1.00	0.94	0.80	0.65	1.00	1.00	0.80	0.65	1.00	1.00	0.83	0.68	1.00	1.00	0.85	0.70	1.00	1.00	1.00	0.72	1.00	1.00	1.00	0.78
	ΔT	30	28	25	22	30	28	25	22	30	29	25	22	30	28	25	22	30	28	25	21	31	29	26	22
	kW	1.53	1.53	1.52	1.54	1.73	1.73	1.73	1.74	1.96	1.95	1.95	1.97	2.20	2.20	2.19	2.21	2.47	2.47	2.47	2.48	2.79	2.79	2.79	2.80
	Amps	6.0	5.9	5.9	6.0	6.8	6.8	6.8	6.9	7.8	7.8	7.8	7.9	8.9	8.9	8.8	8.9	10.0	10.0	10.0	10.1	11.4	11.4	11.4	11.5
	Hi PR	242	243	244	248	279	280	282	286	319	320	322	326	362	363	364	368	408	409	410	414	457	458	459	463
	Lo PR	130	131	135	140	138	139	142	148	144	146	149	155	150	152	155	160	156	157	161	166	163	164	168	173
	MBh	34.5	35.0	36.0	37.5	34.3	34.7	35.7	37.2	33.4	33.9	34.8	36.4	31.9	32.4	33.3	34.9	30.0	30.5	31.5	33.0	28.4	28.8	29.8	31.4
	S/T	1.00	0.98	0.84	0.69	1.00	1.00	0.85	0.70	1.00	1.00	0.88	0.73	1.00	1.00	0.90	0.75	1.00	1.00	1.00	0.77	1.00	1.00	1.00	0.82
	ΔT	29	27	24	21	29	27	24	21	29	28	24	21	29	27	24	21	29	27	24	20	30	28	25	22
kW	1.54	1.54	1.53	1.55	1.74	1.74	1.73	1.75	1.96	1.96	1.96	1.97	2.21	2.21	2.20	2.22	2.48	2.48	2.47	2.49	2.80	2.80	2.79	2.81	
Amps	6.0	6.0	6.0	6.0	6.9	6.9	6.8	6.9	7.8	7.8	7.8	7.9	8.9	8.9	8.9	8.9	10.1	10.1	10.1	10.1	11.5	11.5	11.5	11.5	
Hi PR	243	244	246	250	281	282	284	288	321	322	323	327	363	364	366	370	409	410	412	416	458	459	461	465	
Lo PR	131	133	136	142	139	141	144	149	146	147	151	156	152	153	156	162	157	159	162	167	164	166	169	175	
MBh	35.0	35.4	36.4	38.0	34.7	35.1	36.1	37.7	33.8	34.3	35.3	36.8	32.3	32.8	33.8	35.3	30.5	30.9	31.9	33.5	28.8	29.3	30.3	31.8	
S/T	1.00	1.00	0.87	0.73	1.00	1.00	0.88	0.73	1.00	1.00	0.91	0.76	1.00	1.00	0.93	0.78	1.00	1.00	1.00	0.80	1.00	1.00	1.00	0.85	
ΔT	28	27	23	20	28	27	23	20	29	27	24	20	28	27	23	20	28	26	23	20	29	28	24	21	
kW	1.54	1.54	1.54	1.55	1.75	1.74	1.74	1.76	1.97	1.97	1.97	1.98	2.21	2.21	2.21	2.22	2.49	2.48	2.48	2.50	2.81	2.80	2.80	2.82	
Amps	6.0	6.0	6.0	6.1	6.9	6.9	6.9	6.9	7.9	7.9	7.9	7.9	8.9	8.9	8.9	9.0	10.1	10.1	10.1	10.2	11.5	11.5	11.5	11.5	
Hi PR	245	246	248	252	283	284	285	289	322	323	325	329	365	366	368	372	411	412	413	418	460	461	462	467	
Lo PR	133	135	138	143	141	142	146	151	148	149	152	158	153	155	158	164	159	160	164	169	166	168	171	176	

kW = Total system power
Amps = outdoor unit amps (comp.+fan)

Shaded area is AHRI (TVA) conditions

IDB = Entering Indoor Dry Bulb Temperature
High and low pressures are measured at the liquid and suction service valves.

EXPANDED COOLING DATA — AVXC200601AA / CAPF4961*6D*+MBVC2000*+TXV AT 100%

IDB	AIRFLOW	OUTDOOR AMBIENT TEMPERATURE												ENTERING INDOOR WET BULB TEMPERATURE											
		65°F				75°F				85°F				95°F				105°F				115°F			
		59	63	67	71	59	63	67	71	59	63	67	71	59	63	67	71	59	63	67	71	59	63	67	71
70	MBh	54.5	55.3	56.9	-	54.0	54.8	56.4	-	52.6	53.3	55.0	-	50.1	50.9	52.5	-	47.1	47.9	49.5	-	43.3	44.0	45.6	-
	S/T	0.61	0.53	0.40	-	0.61	0.54	0.40	-	0.64	0.56	0.43	-	0.66	0.58	0.45	-	0.68	0.60	0.47	-	1.00	0.66	0.53	-
	ΔT	20	18	15	-	20	18	15	-	20	18	15	-	20	18	15	-	20	18	14	-	21	19	15	-
	kW	2.85	2.85	2.84	-	3.22	3.22	3.21	-	3.64	3.64	3.63	-	4.09	4.09	4.08	-	4.60	4.60	4.59	-	4.91	4.91	4.90	-
	Amps	10.9	10.9	10.9	-	12.6	12.6	12.5	-	14.4	14.4	14.3	-	16.3	16.3	16.3	-	18.5	18.5	18.5	-	19.9	19.8	19.8	-
	Hi PR	253	254	256	-	293	294	295	-	334	335	337	-	379	380	382	-	428	429	431	-	480	482	483	-
	Lo PR	118	119	122	-	125	126	129	-	131	133	136	-	136	138	141	-	142	143	146	-	148	149	152	-
	MBh	55.1	55.9	57.5	-	54.6	55.4	57.0	-	53.2	53.9	55.6	-	50.7	51.5	53.1	-	47.7	48.5	50.1	-	43.9	44.6	46.2	-
	S/T	0.65	0.58	0.45	-	0.66	0.58	0.45	-	0.68	0.61	0.48	-	0.70	0.63	0.49	-	0.72	0.65	0.52	-	1.00	0.71	0.57	-
	ΔT	19	17	14	-	19	17	14	-	19	18	14	-	19	17	14	-	19	17	13	-	20	18	14	-
kW	2.87	2.86	2.86	-	3.24	3.24	3.23	-	3.66	3.65	3.65	-	4.11	4.11	4.10	-	4.61	4.61	4.60	-	4.92	4.92	4.92	-	
Amps	11.0	11.0	11.0	-	12.6	12.6	12.6	-	14.4	14.4	14.4	-	16.4	16.4	16.4	-	18.6	18.6	18.6	-	19.9	19.9	19.9	-	
Hi PR	255	256	257	-	294	295	297	-	336	337	339	-	381	382	384	-	429	431	432	-	482	483	485	-	
Lo PR	119	121	124	-	126	128	131	-	133	134	137	-	138	139	142	-	143	144	147	-	149	151	154	-	
MBh	55.7	56.5	58.1	-	55.2	56.0	57.6	-	53.8	54.6	56.2	-	51.3	52.1	53.7	-	48.4	49.1	50.8	-	44.5	45.2	46.8	-	
S/T	0.68	0.60	0.47	-	0.69	0.61	0.48	-	0.71	0.64	0.50	-	0.73	0.65	0.52	-	1.00	0.68	0.54	-	1.00	0.74	0.60	-	
ΔT	18	17	13	-	18	17	13	-	19	17	13	-	18	17	13	-	18	16	13	-	19	17	14	-	
kW	2.88	2.87	2.87	-	3.25	3.25	3.24	-	3.67	3.67	3.66	-	4.12	4.12	4.11	-	4.63	4.62	4.62	-	4.94	4.93	4.93	-	
Amps	11.1	11.0	11.0	-	12.7	12.7	12.6	-	14.5	14.5	14.5	-	16.5	16.5	16.4	-	18.7	18.6	18.6	-	20.0	20.0	19.9	-	
Hi PR	256	257	259	-	296	297	299	-	338	339	341	-	383	384	385	-	431	432	434	-	484	485	487	-	
Lo PR	121	122	125	-	128	129	132	-	134	135	138	-	139	141	144	-	144	146	149	-	150	152	155	-	
75	MBh	54.5	55.3	56.9	59.4	54.0	54.8	56.4	58.9	52.6	53.4	55.0	57.5	50.2	50.9	52.6	55.0	47.2	47.9	49.6	52.1	43.3	44.1	45.6	48.1
	S/T	0.73	0.66	0.52	0.38	0.74	0.66	0.53	0.39	0.76	0.69	0.56	0.42	1.00	0.71	0.57	0.43	1.00	0.73	0.60	0.46	1.00	0.79	0.65	0.51
	ΔT	24	22	19	15	24	22	19	15	24	23	19	15	24	22	19	15	24	22	19	15	25	23	19	16
	kW	2.85	2.84	2.84	2.87	3.22	3.22	3.21	3.24	3.64	3.64	3.63	3.66	4.09	4.09	4.08	4.11	4.60	4.59	4.59	4.61	4.91	4.90	4.90	4.92
	Amps	10.9	10.9	10.9	11.0	12.6	12.5	12.5	12.6	14.4	14.4	14.3	14.5	16.3	16.3	16.3	16.4	18.5	18.5	18.5	18.6	19.8	19.8	19.8	19.9
	Hi PR	253	254	256	260	293	294	296	300	335	336	337	342	380	381	382	387	428	429	431	435	481	482	484	488
	Lo PR	118	119	122	127	125	126	129	134	131	133	136	141	136	138	141	146	142	143	146	151	148	149	152	157
	MBh	55.1	55.9	57.5	60.0	54.6	55.4	57.0	59.5	53.2	54.0	55.6	58.1	50.8	51.5	53.2	55.6	47.8	48.5	50.2	52.7	43.9	44.6	46.2	48.6
	S/T	0.78	0.70	0.57	0.43	0.79	0.71	0.58	0.44	0.81	0.74	0.60	0.46	1.00	0.75	0.62	0.48	1.00	0.78	0.64	0.50	1.00	0.84	0.70	0.56
	ΔT	23	21	18	14	23	21	18	14	24	22	18	14	23	21	18	14	23	21	18	14	24	22	18	15
kW	2.86	2.86	2.85	2.88	3.24	3.23	3.23	3.26	3.65	3.65	3.65	3.67	4.11	4.10	4.10	4.13	4.61	4.61	4.60	4.63	4.92	4.92	4.91	4.94	
Amps	11.0	11.0	11.0	11.1	12.6	12.6	12.6	12.7	14.4	14.4	14.4	14.5	16.4	16.4	16.4	16.5	18.6	18.6	18.6	18.7	19.9	19.9	19.9	20.0	
Hi PR	255	256	258	262	295	296	297	302	336	337	339	344	381	382	384	389	430	431	433	437	482	484	485	490	
Lo PR	119	121	124	129	126	128	131	136	133	134	137	142	138	139	142	147	143	145	147	152	149	151	154	159	
MBh	55.7	56.5	58.1	60.6	55.2	56.0	57.6	60.1	53.8	54.6	56.2	58.7	51.4	52.1	53.8	56.3	48.4	49.2	50.8	53.3	44.5	45.2	46.8	49.2	
S/T	0.81	0.73	0.60	0.46	0.81	0.74	0.60	0.46	1.00	0.76	0.63	0.49	1.00	0.78	0.65	0.51	1.00	0.80	0.67	0.53	1.00	0.86	0.73	0.59	
ΔT	23	21	17	14	23	21	17	14	23	21	17	14	23	21	17	14	22	20	17	13	23	21	18	14	
kW	2.88	2.87	2.87	2.89	3.25	3.25	3.24	3.27	3.67	3.66	3.66	3.69	4.12	4.11	4.11	4.14	4.62	4.62	4.61	4.64	4.93	4.93	4.92	4.95	
Amps	11.0	11.0	11.0	11.1	12.7	12.7	12.6	12.8	14.5	14.5	14.4	14.6	16.5	16.4	16.4	16.5	18.6	18.6	18.6	18.7	20.0	20.0	19.9	20.0	
Hi PR	256	257	259	264	296	297	299	303	338	339	341	345	383	384	386	390	431	432	434	439	484	485	487	491	
Lo PR	121	122	125	130	128	129	132	137	134	135	138	143	139	141	144	149	144	146	149	154	151	152	155	160	

IDB = Entering Indoor Dry Bulb Temperature
 High and low pressures are measured at the liquid and suction service valves.
 Shaded area is ACCA (TVA) conditions
 kW = Total system power
 Amps = outdoor unit amps (comp.+fan)

IDB	AIRFLOW	OUTDOOR AMBIENT TEMPERATURE												ENTERING INDOOR WET BULB TEMPERATURE											
		65°F				75°F				85°F				95°F				105°F				115°F			
		59	63	67	71	59	63	67	71	59	63	67	71	59	63	67	71	59	63	67	71	59	63	67	71
80	MBh	54.8	55.6	57.2	59.7	54.3	55.1	56.7	59.2	52.9	53.7	55.3	57.8	50.4	51.2	52.8	55.3	47.5	48.2	49.9	52.3	43.6	44.3	45.9	48.3
	S/T	0.86	0.78	0.65	0.51	1.00	0.79	0.65	0.51	1.00	0.81	0.68	0.54	1.00	0.83	0.70	0.56	1.00	0.85	0.72	0.58	1.00	1.00	0.78	0.64
	ΔT	28	27	23	19	28	26	23	19	29	27	23	20	28	26	23	19	28	26	23	19	29	27	23	20
	kW	2.85	2.85	2.84	2.87	3.22	3.22	3.21	3.24	3.64	3.64	3.63	3.66	4.09	4.09	4.08	4.11	4.60	4.59	4.59	4.62	4.91	4.91	4.90	4.93
	Amps	10.9	10.9	10.9	11.0	12.6	12.5	12.5	12.6	14.4	14.4	14.3	14.5	16.3	16.3	16.3	16.4	18.5	18.5	18.5	18.6	19.8	19.8	19.8	19.9
	Hi PR	253	255	256	261	293	294	296	301	335	336	338	342	380	381	383	387	428	430	431	436	481	482	484	488
	Lo PR	118	120	123	128	125	127	130	135	132	133	136	141	137	138	141	146	142	144	144	152	148	150	153	158
	MBh	55.4	56.2	57.8	60.3	54.9	55.7	57.3	59.8	53.5	54.3	55.9	58.4	51.0	51.8	53.4	55.9	48.1	48.8	50.5	52.9	44.2	44.9	46.5	48.9
	S/T	0.90	0.83	0.69	0.55	1.00	0.83	0.70	0.56	1.00	0.86	0.73	0.59	1.00	0.88	0.74	0.60	1.00	0.90	0.77	0.63	1.00	1.00	0.83	0.68
	ΔT	27	26	22	18	27	26	22	18	28	26	22	19	27	26	22	18	27	25	22	18	28	26	23	19
kW	2.87	2.86	2.86	2.88	3.24	3.24	3.23	3.26	3.66	3.65	3.65	3.68	4.11	4.11	4.10	4.13	4.61	4.61	4.60	4.63	4.92	4.92	4.91	4.94	
Amps	11.0	11.0	11.0	11.1	12.6	12.6	12.6	12.7	14.4	14.4	14.4	14.5	16.4	16.4	16.4	16.5	18.6	18.6	18.6	18.7	19.9	19.9	19.9	20.0	
Hi PR	255	256	258	263	295	296	298	302	337	338	340	344	382	383	385	389	430	431	433	437	483	484	486	490	
Lo PR	120	121	124	129	127	128	131	136	133	135	138	143	138	140	143	148	144	145	148	153	150	151	154	159	
MBh	56.0	56.8	58.4	60.9	55.5	56.3	57.9	60.4	54.1	54.9	56.5	59.0	51.7	52.4	54.1	56.5	48.7	49.4	51.1	53.5	44.8	45.5	47.1	49.5	
S/T	0.93	0.85	0.72	0.58	1.00	0.86	0.73	0.59	1.00	0.88	0.75	0.61	1.00	0.90	0.77	0.63	1.00	1.00	0.79	0.65	1.00	1.00	0.85	0.71	
ΔT	27	25	21	18	27	25	21	18	27	25	22	18	27	25	21	18	26	25	21	17	27	25	22	18	
kW	2.88	2.87	2.87	2.90	3.25	3.25	3.24	3.27	3.67	3.67	3.66	3.69	4.12	4.12	4.11	4.14	4.63	4.62	4.62	4.64	4.93	4.93	4.93	4.95	
Amps	11.1	11.0	11.0	11.1	12.7	12.7	12.6	12.8	14.5	14.5	14.5	14.6	16.5	16.4	16.4	16.5	18.7	18.6	18.6	18.7	20.0	20.0	19.9	20.0	
Hi PR	257	258	260	264	297	298	299	304	338	339	341	346	383	384	386	391	432	433	435	439	484	486	487	492	
Lo PR	121	123	126	131	128	130	133	138	134	136	139	144	140	141	144	149	145	146	149	154	151	152	155	160	

85	MBh	55.7	56.5	58.1	60.6	55.2	56.0	57.6	60.1	53.8	54.6	56.2	58.7	51.4	52.1	53.8	56.2	48.4	49.1	50.8	53.3	44.5	45.2	46.8	49.2
	S/T	1.00	0.88	0.75	0.61	1.00	0.89	0.75	0.61	1.00	0.91	0.78	0.64	1.00	1.00	0.80	0.66	1.00	1.00	0.82	0.68	1.00	1.00	0.88	0.74
	ΔT	32	30	27	23	32	30	27	23	32	30	27	23	32	30	27	23	32	30	26	23	32	30	27	23
	kW	2.86	2.85	2.85	2.88	3.23	3.23	3.22	3.25	3.65	3.65	3.64	3.67	4.10	4.10	4.09	4.12	4.60	4.60	4.60	4.62	4.92	4.91	4.91	4.93
	Amps	11.0	11.0	10.9	11.0	12.6	12.6	12.6	12.7	14.4	14.4	14.4	14.5	16.4	16.4	16.3	16.5	18.6	18.6	18.5	18.7	19.9	19.9	19.8	20.0
	Hi PR	255	256	258	262	294	296	297	302	336	337	339	343	381	382	384	388	430	431	432	437	482	483	485	490
	Lo PR	120	121	124	129	127	129	132	137	133	135	138	143	139	140	143	148	144	145	148	153	150	151	154	159
	MBh	56.3	57.1	58.7	61.2	55.8	56.6	58.2	60.7	54.4	55.2	56.8	59.3	52.0	52.7	54.4	56.8	49.0	49.7	51.4	53.9	45.1	45.8	47.4	49.8
	S/T	1.00	0.93	0.79	0.65	1.00	0.93	0.80	0.66	1.00	1.00	0.82	0.68	1.00	1.00	0.84	0.70	1.00	1.00	0.87	0.73	1.00	1.00	0.93	0.79
	ΔT	31	29	26	22	31	29	26	22	31	29	26	22	31	29	26	22	31	29	25	22	31	30	26	23
kW	2.87	2.87	2.86	2.89	3.25	3.24	3.24	3.27	3.66	3.66	3.65	3.68	4.12	4.11	4.11	4.14	4.62	4.62	4.61	4.64	4.93	4.93	4.92	4.95	
Amps	11.0	11.0	11.0	11.1	12.7	12.6	12.6	12.7	14.5	14.5	14.4	14.6	16.4	16.4	16.4	16.5	18.6	18.6	18.6	18.7	19.9	19.9	19.9	20.0	
Hi PR	256	258	259	264	296	297	299	304	338	339	341	345	383	384	386	390	431	432	434	439	484	485	487	491	
Lo PR	121	123	126	131	129	130	133	138	135	136	139	144	140	142	145	150	145	147	150	155	151	153	156	161	
MBh	56.9	57.7	59.3	61.8	56.4	57.2	58.8	61.3	55.0	55.8	57.4	59.9	52.6	53.3	55.0	57.4	49.6	50.4	52.0	54.5	45.7	46.4	48.0	50.4	
S/T	1.00	0.95	0.82	0.68	1.00	0.96	0.83	0.69	1.00	1.00	0.85	0.71	1.00	1.00	0.87	0.73	1.00	1.00	0.89	0.75	1.00	1.00	0.95	0.81	
ΔT	30	29	25	21	30	29	25	21	31	29	25	22	30	28	25	21	30	28	25	21	31	29	25	23	
kW	2.88	2.88	2.88	2.90	3.26	3.26	3.25	3.28	3.68	3.67	3.67	3.70	4.13	4.12	4.12	4.15	4.63	4.63	4.62	4.65	4.94	4.94	4.93	4.96	
Amps	11.1	11.1	11.0	11.2	12.7	12.7	12.7	12.8	14.5	14.5	14.5	14.6	16.5	16.5	16.5	16.6	18.7	18.7	18.6	18.8	20.0	20.0	20.0	20.1	
Hi PR	258	259	261	265	298	299	301	305	340	341	342	347	384	386	387	392	433	434	436	440	486	487	488	493	
Lo PR	123	124	127	132	130	131	134	139	136	138	141	146	142	143	146	151	147	148	151	156	153	154	157	162	

IDB = Entering Indoor Dry Bulb Temperature
 High and low pressures are measured at the liquid and suction service valves.
 Shaded area is AHRI (TVA) conditions
 kW = Total system power
 Amps = outdoor unit amps (comp.+fan)

EXPANDED COOLING DATA — AVXC200601AA / CAPF4961*6D*+MBVC2000*+TXV AT 70%

IDB	AIRFLOW	OUTDOOR AMBIENT TEMPERATURE												ENTERING INDOOR WET BULB TEMPERATURE											
		65°F				75°F				85°F				95°F				105°F				115°F			
		59	63	67	71	59	63	67	71	59	63	67	71	59	63	67	71	59	63	67	71	59	63	67	71
70	MBh	39.2	39.7	40.9	-	38.8	39.4	40.6	-	37.8	38.4	39.5	-	36.1	36.6	37.8	-	33.9	34.5	35.6	-	32.0	32.5	33.7	-
	S/T	0.62	0.55	0.41	-	0.63	0.55	0.42	-	0.66	0.58	0.44	-	0.67	0.60	0.46	-	1.00	0.62	0.48	-	1.00	0.67	0.54	-
	ΔT	19	18	14	-	19	18	14	-	20	18	14	-	19	17	14	-	19	17	14	-	20	18	15	-
	kW	1.79	1.79	1.79	-	2.03	2.03	2.02	-	2.29	2.29	2.28	-	2.57	2.57	2.57	-	2.89	2.89	2.89	-	3.26	3.26	3.26	-
	Amps	6.9	6.9	6.9	-	7.9	7.9	7.9	-	9.0	9.0	9.0	-	10.3	10.3	10.3	-	11.7	11.7	11.6	-	13.3	13.3	13.3	-
	Hi PR	242	243	244	-	280	281	283	-	320	321	322	-	363	364	365	-	409	410	412	-	458	459	461	-
	Lo PR	121	123	126	-	128	130	133	-	135	136	139	-	140	142	145	-	146	147	150	-	152	154	157	-
	MBh	39.6	40.2	41.3	-	39.3	39.8	41.0	-	38.2	38.8	40.0	-	36.5	37.0	38.2	-	34.3	34.9	36.1	-	32.4	32.9	34.1	-
	S/T	0.67	0.59	0.46	-	0.68	0.60	0.46	-	0.70	0.63	0.49	-	0.72	0.64	0.51	-	1.00	0.67	0.53	-	1.00	0.72	0.58	-
	ΔT	19	17	13	-	18	17	13	-	19	17	14	-	18	17	13	-	18	16	13	-	19	18	14	-
kW	1.80	1.80	1.80	-	2.04	2.04	2.03	-	2.30	2.30	2.29	-	2.58	2.58	2.58	-	2.90	2.90	2.90	-	3.27	3.27	3.27	-	
Amps	6.9	6.9	6.9	-	7.9	7.9	7.9	-	9.1	9.1	9.1	-	10.3	10.3	10.3	-	11.7	11.7	11.7	-	13.3	13.3	13.3	-	
Hi PR	243	244	246	-	281	282	284	-	321	322	324	-	364	365	367	-	411	412	413	-	460	461	463	-	
Lo PR	122	124	127	-	130	131	134	-	136	138	141	-	142	143	146	-	147	149	152	-	154	155	158	-	
MBh	40.1	40.6	41.8	-	39.7	40.3	41.5	-	38.7	39.3	40.4	-	37.0	37.5	38.7	-	34.8	35.4	36.5	-	32.9	33.4	34.6	-	
S/T	0.70	0.62	0.49	-	0.71	0.63	0.49	-	0.73	0.65	0.52	-	1.00	0.67	0.54	-	1.00	0.70	0.56	-	1.00	0.75	0.61	-	
ΔT	18	16	13	-	18	16	13	-	18	16	13	-	18	16	12	-	17	16	12	-	19	17	13	-	
kW	1.81	1.81	1.80	-	2.05	2.04	2.04	-	2.31	2.31	2.30	-	2.59	2.59	2.59	-	2.91	2.91	2.90	-	3.28	3.28	3.28	-	
Amps	7.0	7.0	6.9	-	8.0	8.0	8.0	-	9.1	9.1	9.1	-	10.4	10.4	10.3	-	11.7	11.7	11.7	-	13.4	13.4	13.3	-	
Hi PR	245	246	248	-	283	284	286	-	323	324	326	-	366	367	369	-	412	413	415	-	462	463	464	-	
Lo PR	124	126	129	-	131	133	136	-	138	139	142	-	143	145	148	-	149	150	153	-	155	157	160	-	

75	MBh	39.2	39.8	40.9	42.7	38.9	39.4	40.6	42.4	37.8	38.4	39.6	41.3	36.1	36.6	37.8	39.6	33.9	34.5	35.7	37.4	32.0	32.5	33.7	35.5
	S/T	0.75	0.68	0.54	0.40	0.76	0.68	0.55	0.40	1.00	0.71	0.57	0.43	1.00	0.73	0.59	0.45	1.00	0.75	0.61	0.47	1.00	0.80	0.67	0.52
	ΔT	23	22	18	15	23	21	18	15	24	22	18	15	23	21	18	15	23	21	18	14	24	22	19	15
	kW	1.79	1.79	1.79	1.80	2.03	2.02	2.02	2.04	2.29	2.29	2.28	2.30	2.57	2.57	2.57	2.59	2.89	2.89	2.88	2.90	3.26	3.26	3.26	3.28
	Amps	6.9	6.9	6.9	6.9	7.9	7.9	7.9	8.0	9.0	9.0	9.0	9.1	10.3	10.3	10.3	10.3	11.7	11.6	11.6	11.7	13.3	13.3	13.3	13.3
	Hi PR	242	243	245	249	280	281	283	287	320	321	323	327	363	364	366	370	409	410	412	416	459	460	461	466
	Lo PR	121	123	126	131	128	130	133	138	135	136	139	145	140	142	145	150	146	147	150	155	152	154	157	162
	MBh	39.6	40.2	41.3	43.1	39.3	39.8	41.0	42.8	38.3	38.8	40.0	41.8	36.5	37.1	38.2	40.0	34.4	34.9	36.1	37.9	32.4	32.9	34.1	35.9
	S/T	0.80	0.72	0.59	0.44	0.81	0.73	0.59	0.45	1.00	0.75	0.62	0.47	1.00	0.77	0.64	0.49	1.00	0.80	0.66	0.52	1.00	1.00	0.71	0.57
	ΔT	22	21	17	14	22	21	17	14	23	21	17	14	22	21	17	14	22	20	17	13	23	21	18	15
kW	1.80	1.80	1.79	1.81	2.04	2.03	2.03	2.05	2.30	2.30	2.29	2.31	2.58	2.58	2.58	2.59	2.90	2.90	2.89	2.91	3.27	3.27	3.27	3.29	
Amps	6.9	6.9	6.9	7.0	7.9	7.9	7.9	8.0	9.1	9.1	9.1	9.1	10.3	10.3	10.3	10.4	11.7	11.7	11.7	11.8	13.3	13.3	13.3	13.4	
Hi PR	244	245	246	251	282	283	284	289	322	323	324	328	364	366	367	371	411	412	414	418	460	461	463	467	
Lo PR	123	124	127	132	130	131	134	140	136	138	141	146	142	143	146	151	147	149	152	157	154	155	158	163	
MBh	40.1	40.7	41.8	43.6	39.8	40.3	41.5	43.3	38.7	39.3	40.5	42.2	37.0	37.5	38.7	40.5	34.8	35.4	36.6	38.3	32.9	33.4	34.6	36.4	
S/T	0.83	0.75	0.62	0.47	0.84	0.76	0.62	0.48	1.00	0.78	0.65	0.50	1.00	0.80	0.67	0.52	1.00	0.83	0.69	0.55	1.00	1.00	0.74	0.60	
ΔT	22	20	17	13	22	20	16	13	22	20	17	13	22	20	16	13	21	20	16	13	23	21	17	14	
kW	1.81	1.81	1.80	1.82	2.04	2.04	2.04	2.06	2.31	2.31	2.30	2.32	2.59	2.59	2.59	2.60	2.91	2.91	2.90	2.92	3.28	3.28	3.28	3.29	
Amps	7.0	6.9	6.9	7.0	8.0	8.0	8.0	8.0	9.1	9.1	9.1	9.2	10.4	10.3	10.3	10.4	11.7	11.7	11.7	11.8	13.4	13.4	13.3	13.4	
Hi PR	245	246	248	252	283	284	286	290	323	324	326	330	366	367	369	373	412	413	415	419	462	463	465	469	
Lo PR	124	126	129	134	131	133	136	141	138	139	142	148	143	145	148	153	149	150	153	158	155	157	160	165	

IDB = Entering Indoor Dry Bulb Temperature
 High and low pressures are measured at the liquid and suction service valves.
 Shaded area is ACCA (TVA) conditions
 kW = Total system power
 Amps = outdoor unit amps (comp.+fan)

IDB		OUTDOOR AMBIENT TEMPERATURE												ENTERING INDOOR WET BULB TEMPERATURE											
		65°F				75°F				85°F				95°F				105°F				115°F			
		59	63	67	71	59	63	67	71	59	63	67	71	59	63	67	71	59	63	67	71	59	63	67	71
80	MBh	39.4	40.0	41.1	42.9	39.1	39.6	40.8	42.6	38.0	38.6	39.8	41.5	36.3	36.8	38.0	39.8	34.1	34.7	35.9	37.6	32.2	32.7	33.9	35.7
	S/T	0.88	0.80	0.67	0.52	1.00	0.81	0.67	0.53	1.00	0.83	0.70	0.55	1.00	0.85	0.72	0.57	1.00	1.00	0.74	0.60	1.00	1.00	0.79	0.65
	ΔT	27	26	22	19	27	25	22	19	28	26	22	19	27	25	22	19	27	25	22	18	28	26	23	19
	kW	1.79	1.79	1.79	1.80	2.03	2.03	2.02	2.04	2.29	2.29	2.28	2.30	2.57	2.57	2.57	2.59	2.89	2.89	2.89	2.90	3.26	3.26	3.26	3.28
	Amps	6.9	6.9	6.9	6.9	7.9	7.9	7.9	8.0	9.0	9.0	9.0	9.1	10.3	10.3	10.3	10.3	11.7	11.7	11.7	11.6	13.3	13.3	13.3	13.3
	Hi PR	242	243	245	249	280	281	283	287	320	321	323	327	363	364	366	370	410	411	411	412	459	460	462	466
	Lo PR	122	123	126	131	129	130	134	139	135	137	140	145	141	142	145	151	146	148	148	151	153	154	157	163
	MBh	39.8	40.4	41.6	43.3	39.5	40.0	41.2	43.0	38.5	39.0	40.2	42.0	36.7	37.3	38.4	40.2	34.6	35.1	36.3	38.1	32.6	33.1	34.3	36.1
	S/T	1.00	0.85	0.71	0.57	1.00	0.86	0.72	0.58	1.00	0.88	0.74	0.60	1.00	0.90	0.76	0.62	1.00	1.00	0.79	0.64	1.00	1.00	0.84	0.69
	ΔT	26	25	21	18	26	25	21	18	27	25	22	18	26	25	21	18	26	24	21	17	27	26	22	19
kW	1.80	1.80	1.80	1.81	2.04	2.04	2.03	2.05	2.30	2.30	2.29	2.31	2.58	2.58	2.58	2.60	2.90	2.90	2.90	2.91	3.27	3.27	3.27	3.29	
Amps	6.9	6.9	6.9	7.0	7.9	7.9	7.9	8.0	9.1	9.1	9.1	9.1	10.3	10.3	10.3	10.4	11.7	11.7	11.7	11.8	13.3	13.3	13.3	13.4	
Hi PR	244	245	247	251	282	283	285	289	322	323	325	329	365	366	368	372	411	412	412	414	461	462	463	468	
Lo PR	123	125	128	133	130	132	135	140	137	138	141	147	142	144	147	152	148	149	149	152	154	156	159	164	
MBh	40.3	40.9	42.0	43.8	40.0	40.5	41.7	43.5	38.9	39.5	40.7	42.5	37.2	37.7	38.9	40.7	35.0	35.6	36.8	38.5	33.1	33.6	34.8	36.6	
S/T	1.00	0.88	0.74	0.60	1.00	0.89	0.75	0.61	1.00	0.91	0.77	0.63	1.00	1.00	0.79	0.65	1.00	1.00	0.82	0.67	1.00	1.00	0.87	0.72	
ΔT	26	24	21	17	26	24	20	17	26	24	21	17	26	24	20	17	25	24	20	17	27	25	21	18	
kW	1.81	1.81	1.80	1.82	2.05	2.04	2.04	2.06	2.31	2.31	2.30	2.32	2.59	2.59	2.59	2.60	2.91	2.91	2.90	2.92	3.28	3.28	3.28	3.29	
Amps	7.0	7.0	6.9	7.0	8.0	8.0	8.0	8.0	9.1	9.1	9.1	9.2	10.4	10.4	10.3	10.4	11.7	11.7	11.7	11.8	13.4	13.4	13.3	13.4	
Hi PR	246	247	248	253	284	285	286	291	324	325	326	331	367	368	369	373	413	414	414	416	462	463	465	469	
Lo PR	125	126	129	134	132	133	137	142	138	140	143	148	144	145	148	154	149	151	151	154	156	157	160	166	

85	MBh	40.1	40.6	41.8	43.6	39.7	40.3	41.4	43.2	38.7	39.2	40.4	42.2	36.9	37.5	38.7	40.4	34.8	35.3	36.5	38.3	32.8	33.4	34.6	36.3
	S/T	1.00	0.91	0.77	0.62	1.00	0.91	0.78	0.63	1.00	1.00	0.80	0.66	1.00	1.00	0.82	0.68	1.00	1.00	0.84	0.70	1.00	1.00	1.00	0.75
	ΔT	31	29	26	22	31	29	26	22	31	29	26	22	31	29	26	22	31	29	25	22	32	30	27	23
	kW	1.80	1.79	1.79	1.81	2.03	2.03	2.03	2.04	2.29	2.29	2.29	2.31	2.58	2.58	2.57	2.59	2.90	2.89	2.89	2.91	3.27	3.27	3.26	3.28
	Amps	6.9	6.9	6.9	7.0	7.9	7.9	7.9	8.0	9.1	9.1	9.1	9.1	10.3	10.3	10.3	10.4	11.7	11.7	11.7	11.7	13.3	13.3	13.3	13.4
	Hi PR	244	245	246	250	282	283	284	289	321	323	324	328	364	365	367	371	411	412	412	413	460	461	463	467
	Lo PR	123	125	128	133	131	132	135	140	137	139	142	147	143	144	147	152	148	149	149	153	155	156	159	164
	MBh	40.5	41.0	42.2	44.0	40.1	40.7	41.9	43.6	39.1	39.7	40.8	42.6	37.4	37.9	39.1	40.9	35.2	35.8	36.9	38.7	33.3	33.8	35.0	36.8
	S/T	1.00	0.95	0.82	0.67	1.00	0.96	0.82	0.68	1.00	1.00	0.85	0.70	1.00	1.00	0.87	0.72	1.00	1.00	0.89	0.74	1.00	1.00	1.00	0.80
	ΔT	30	28	25	21	30	28	25	21	30	28	25	22	30	28	25	21	30	28	25	21	31	29	26	22
kW	1.81	1.80	1.80	1.82	2.04	2.04	2.04	2.05	2.30	2.30	2.30	2.32	2.59	2.59	2.58	2.60	2.91	2.90	2.90	2.92	3.28	3.28	3.27	3.29	
Amps	6.9	6.9	6.9	7.0	8.0	8.0	8.0	8.0	9.1	9.1	9.1	9.2	10.3	10.3	10.3	10.4	11.7	11.7	11.7	11.8	13.3	13.3	13.3	13.4	
Hi PR	245	246	248	252	283	284	286	290	323	324	326	330	366	367	369	373	412	413	413	415	462	463	465	469	
Lo PR	125	126	129	135	132	134	137	142	139	140	143	148	144	146	149	154	149	151	151	154	156	158	161	166	
MBh	41.0	41.5	42.7	44.5	40.6	41.2	42.3	44.1	39.6	40.2	41.3	43.1	37.9	38.4	39.6	41.4	35.7	36.3	37.4	39.2	33.7	34.3	35.5	37.2	
S/T	1.00	0.98	0.84	0.70	1.00	0.99	0.85	0.71	1.00	1.00	0.88	0.73	1.00	1.00	0.90	0.75	1.00	1.00	0.92	0.77	1.00	1.00	1.00	0.83	
ΔT	29	27	24	21	29	27	24	21	30	28	24	21	29	27	24	21	29	27	24	20	30	28	25	21	
kW	1.81	1.81	1.81	1.83	2.05	2.05	2.04	2.06	2.31	2.31	2.31	2.32	2.60	2.60	2.59	2.61	2.91	2.91	2.91	2.93	3.29	3.29	3.28	3.30	
Amps	7.0	7.0	7.0	7.0	8.0	8.0	8.0	8.1	9.1	9.1	9.1	9.2	10.4	10.4	10.4	10.4	11.8	11.8	11.7	11.8	13.4	13.4	13.4	13.4	
Hi PR	247	248	249	254	285	286	288	292	325	326	327	332	368	369	370	375	414	415	415	417	463	464	466	470	
Lo PR	126	128	131	136	134	135	138	143	140	142	145	150	146	147	150	155	151	152	152	156	158	159	162	167	

IDB = Entering Indoor Dry Bulb Temperature
 High and low pressures are measured at the liquid and suction service valves.
 Shaded area is AHRI (TVA) conditions
 kW = Total system power
 Amps = outdoor unit amps (comp.+fan)

AVXC200241A* / CA*F3642*6D* + MBVC1200**-1A* + TXV DESIGN SUBCOOLING @ AHRI 95 °F CONDITIONS 5-7 °F @ THE SERV. VLV. - 100 % DEMAND				
OUTDOOR TEMP. °F	TOTAL BTU/H	SENSIBLE BTU/H	LATENT BTU/H	TOTAL WATTS
75°	24,900	16,683	8,217	1,230
80°	24,600	16,750	7,850	1,310
85°	24,300	16,767	7,533	1,400
90°	23,700	16,710	6,990	1,450
95°	23,200	16,472	6,728	1,570
100°	22,500	16,260	6,240	1,670
105°	21,900	15,987	5,913	1,770
110°	21,200	16,020	5,180	1,890
115°	20,700	16,353	4,347	2,010
TVA Conditions @ 95° OD DB, 75° ID, 63° ID WB				
95°	22,400	16,128	6,272	1,580

AVXC200241A* / CA*F3642*6D* + MBVC1200**-1A* + TXV DESIGN SUBCOOLING @ AHRI 95 °F CONDITIONS 5-7 °F @ THE SERV. VLV. - 70 % DEMAND				
OUTDOOR TEMP. °F	TOTAL BTU/H	SENSIBLE BTU/H	LATENT BTU/H	TOTAL WATTS
75°	18,100	13,394	4,706	780
80°	17,900	13,450	4,450	830
85°	17,600	13,376	4,224	880
90°	17,300	13,400	3,900	940
95°	16,900	13,182	3,718	990
100°	16,400	13,020	3,380	1,060
105°	15,900	12,879	3,021	1,120
110°	15,400	12,800	2,600	1,190
115°	15,100	12,986	2,114	1,270
TVA Conditions @ 95° OD DB, 75° ID, 63° ID WB				
95°	16,300	12,877	3,423	1,000

AVXC200361A* / CA*F3743*6D* + MBVC1600**-1A* + TXV DESIGN SUBCOOLING @ AHRI 95 °F CONDITIONS 5-7 °F @ THE SERV. VLV. - 100 % DEMAND				
OUTDOOR TEMP. °F	TOTAL BTU/H	SENSIBLE BTU/H	LATENT BTU/H	TOTAL WATTS
75°	36,800	26,496	10,304	2,070
80°	36,400	26,580	9,820	2,200
85°	35,900	26,566	9,334	2,340
90°	35,100	26,470	8,630	2,480
95°	34,300	26,068	8,232	2,620
100°	33,300	25,730	7,570	2,780
105°	32,400	25,272	7,128	2,940
110°	31,400	25,290	6,110	3,130
115°	30,700	25,788	4,912	3,320
TVA Conditions @ 95° OD DB, 75° ID, 63° ID WB				
95°	33,100	25,487	7,613	2,630

AVXC200361A* / CA*F3743*6D* + MBVC1600**-1A* + TXV DESIGN SUBCOOLING @ AHRI 95 °F CONDITIONS 5-7 °F @ THE SERV. VLV. - 70 % DEMAND				
OUTDOOR TEMP. °F	TOTAL BTU/H	SENSIBLE BTU/H	LATENT BTU/H	TOTAL WATTS
75°	26,500	19,610	6,890	1,300
80°	26,200	19,690	6,510	1,390
85°	25,800	19,608	6,192	1,470
90°	26,300	19,600	5,700	1,560
95°	24,700	19,266	5,434	1,650
100°	24,000	19,060	4,940	1,750
105°	23,300	18,873	4,427	1,850
110°	22,600	18,730	3,870	1,970
115°	22,100	22,100	0	2,090
TVA Conditions @ 95° OD DB, 75° ID, 63° ID WB				
95°	23,800	18,802	4,998	1,650

AVXC200481A* / CA*F4961*6D* + MBVC2000**-1A* + TXV DESIGN SUBCOOLING @ AHRI 95°F CONDITIONS 5-7°F @ THE SERV. VLV.-100% DEMAND				
OUTDOOR TEMP. °F	TOTAL BTU/H	SENSIBLE BTU/H	LATENT BTU/H	TOTAL WATTS
75°	48,900	35,697	13,203	2,750
80°	48,400	35,720	12,680	2,920
85°	47,700	35,775	11,925	3,110
90°	46,700	35,570	11,130	3,270
95°	45,600	35,112	10,488	3,490
100°	44,300	34,580	9,720	3,700
105°	43,100	34,049	9,051	3,930
110°	41,800	33,980	7,820	4,170
115°	40,700	34,188	6,512	4,430
TVA Conditions @ 95° OD DB, 75° ID, 63° ID WB				
95°	44,000	34,320	9,680	3,530

AVXC200481A* / CA*F4961*6D* + MBVC2000**-1A* + TXV DESIGN SUBCOOLING @ AHRI 95°F CONDITIONS 5-7°F @ THE SERV. VLV. - 70% DEMAND				
OUTDOOR TEMP. °F	TOTAL BTU/H	SENSIBLE BTU/H	LATENT BTU/H	TOTAL WATTS
75°	35,200	26,048	9,152	1,730
80°	34,800	26,380	8,420	1,840
85°	34,300	26,411	7,889	1,950
90°	33,600	26,260	7,340	2,070
95°	32,800	25,912	6,888	2,200
100°	31,800	25,530	6,270	2,330
105°	31,000	25,110	5,890	2,470
110°	30,000	25,090	4,910	2,620
115°	29,300	29,300	0	2,790
TVA Conditions @ 95° OD DB, 75° ID, 63° ID WB				
95°	31,600	25,280	6,320	2,220

AVXC200601A* / CA*F4961*6D* + MBVC2000**-1A* + TXV DESIGN SUBCOOLING @ AHRI 95°F CONDITIONS 5-7°F @ THE SERV. VLV. - 100% DEMAND				
OUTDOOR TEMP. °F	TOTAL BTU/H	SENSIBLE BTU/H	LATENT BTU/H	TOTAL WATTS
75°	57,300	40,110	17,190	3,230
80°	56,700	40,280	16,420	3,430
85°	55,900	40,807	15,093	3,650
90°	54,700	40,530	14,170	3,870
95°	53,400	39,516	13,884	4,100
100°	51,900	38,980	12,920	4,340
105°	50,500	38,885	11,615	4,600
110°	49,000	38,710	10,290	4,890
115°	46,500	38,595	7,905	4,910
TVA Conditions @ 95° OD DB, 75° ID, 63° ID WB				
95°	51,500	38,625	12,875	4,120

AVXC200601A* / CA*F4961*6D* + MBVC2000**-1A* + TXV DESIGN SUBCOOLING @ AHRI 95°F CONDITIONS 5-7°F @ THE SERV. VLV. - 70% DEMAND				
OUTDOOR TEMP. °F	TOTAL BTU/H	SENSIBLE BTU/H	LATENT BTU/H	TOTAL WATTS
75°	41,200	29,664	11,536	2,030
80°	40,800	29,880	10,920	2,160
85°	40,200	29,748	10,452	2,290
90°	39,300	29,740	9,560	2,430
95°	38,400	29,184	9,216	2,580
100°	37,300	28,910	8,390	2,730
105°	36,300	28,677	7,623	2,900
110°	35,200	28,420	6,780	3,070
115°	34,300	28,812	5,488	3,270
TVA Conditions @ 95° OD DB, 75° ID, 63° ID WB				
95°	37,100	28,567	8,533	2,590

TONNAGE	SPEED	TOTAL UNIT SOUND RATING (dBA)	OCTAVE BAND SPECTRUM FREQUENCY (Hz) ANALYSIS (dB)						
			125	250	500	1000	2000	4000	8000
2-ton	Minimum	59	54.6	54.7	56.0	55.0	49.2	48.1	38.0
	Intermediate	66	55.3	59.3	61.2	62.1	57.4	56.0	51.7
	Maximum	71	61.3	62.8	67.0	63.6	63.3	65.3	57.2
3-ton	Minimum	63	57.9	57.6	61.5	58.4	54.6	47.1	42.4
	Intermediate	66	59.5	56.0	58.6	62.9	56.4	57.6	50.3
	Maximum	74	61.9	64.6	68.9	67.4	69.1	64.6	55.2
4-ton	Minimum	64	61.2	56.8	60.1	58.6	54.9	53.1	59.0
	Intermediate	70	58.5	63.7	63.0	61.8	60.1	64.2	65.0
	Maximum	75	70.3	72.8	71.0	69.0	67.6	68.0	61.5
5-ton	Minimum	57	51.3	55.3	54.3	52.9	47.2	40.5	33.9
	Intermediate	65	58.6	57.8	63.0	59.6	60.0	51.7	43.8
	Maximum	75	71.2	66.5	74.2	69.1	68.4	62.0	53.2



ENERGY STAR-CERTIFIED COMBINATIONS

OUTDOOR UNIT	INDOOR UNITS		COOLING RATINGS				CFM	AHRI #
	COILS/AIR HANDLERS	FURNACES	TOTAL ¹	SENS. ¹	SEER ²	EER ³		
AVXC200241A*	AVPVC24C14A*		22,800	16,800	23.0	14.0	690	8224852
AVXC200361A*	AVPVC36D14A*		34,400	26,200	21.0	13.0	1,170	8224969
AVXC200481A*	AVPVC48D14A*		45,000	34,400	21.0	13.0	1,440	8224993
AVXC200601A*	AVPVC60D14A*		53,000	39,500	20.0	13.0	1,640	8225014

¹ BTU/h

² Seasonal Energy Efficiency Ratio; Certified per AHRI 210/240 @ 80°F/ 67°F/ 95°F

³ Energy Efficiency Ratio @ 80°F/ 67°F/ 95°F

NOTES

- Always check the S&R plate for electrical data on the unit being installed.
- When matching the outdoor unit to the indoor unit, use the piston supplied with the outdoor unit or that specified on the piston kit chart supplied with the indoor unit.
- EEP - Order from Service Dept. Part No. B13707-38 or new Solid State Board B13707-35S. Part No. B13707-38 is not interchangeable with B13707-35S. The Amana brand gas furnace contains the EEP cooling time delay.

ENERGY STAR NOTE:

ENERGY STAR® and the ENERGY STAR mark are registered trademarks owned by the U.S. Environmental Protection Agency. ENERGY STAR products are third-party certified by an EPA-recognized Certification Body. Products that earn the ENERGY STAR prevent greenhouse gas emissions by meeting strict energy efficiency guidelines set by the U.S. Environmental Protection Agency.

Proper sizing and installation of equipment is critical to achieving optimal performance. Split system air conditioners and heat pumps must be matched with appropriate coil components to meet ENERGY STAR criteria. Ask your contractor for details or visit www.energystar.gov.

The www.energystar.gov website provides up-to-date system combinations certified to meet ENERGY STAR requirements.

OUTDOOR UNIT	INDOOR UNITS		COOLING RATINGS				CFM	AHRI #
	COILS/AIR HANDLERS	FURNACES	TOTAL ¹	SENS. ¹	SEER ²	EER ³		
AVXC20 0241A*	CA*F3137*6A*+TXV	A*VM970803BNA*	23,400	17,300	20.0	14.0	690	8224766
	CA*F3137*6A*+TXV	A*VC960403BNA*	23,400	17,300	20.0	14.0	690	8224760
	CA*F3137*6A*+TXV	A*VC960603BNA*	23,400	17,300	20.0	14.0	690	8224764
	CA*F3137*6A*+TXV	A*VC960803BNA*	23,400	17,300	20.0	14.0	690	8224768
	CA*F3137*6A*+TXV	A*VM970603BNA*	23,400	17,300	20.0	14.0	690	8224762
	CA*F3636*6D*+MBVC1200**-1A*+TXV		22,400	16,500	20.0	13.5	690	8224770
	CA*F3636*6D*+TXV	A*VC960603BNA*	22,000	16,200	19.5	13.5	690	8224775
	CA*F3636*6D*+TXV	A*VC80604B*B*	22,000	16,200	20.0	13.5	690	8224773
	CA*F3636*6D*+TXV	A*VC960403BNA*	22,000	16,200	20.0	13.5	690	8224780
	CA*F3636*6D*+TXV	A*VM970803BNA*	21,800	16,100	19.5	13.0	690	8224782
	CA*F3636*6D*+TXV	A*VM970603BNA*	22,000	16,200	19.5	13.5	690	8224777
	CA*F3636*6D*+TXV	A*VC960803BNA*	21,800	16,100	19.5	13.0	690	8224784
	CA*F3642*6D*+MBVC1200**-1A*+TXV		23,000	17,000	22.5	14.5	690	8224785
	CA*F3642*6D*+TXV	A*VC960803BNA*	22,800	16,800	20.0	14.0	690	8224798
	CA*F3642*6D*+TXV	A*VM970803BNA*	22,800	16,800	20.0	14.0	690	8224796
	CA*F3642*6D*+TXV	A*VC960603BNA*	22,800	16,800	21.0	14.0	690	8224794
	CA*F3642*6D*+TXV	A*VC960403BNA*	22,800	16,800	21.0	14.0	690	8224791
	CA*F3642*6D*+TXV	A*VC80805C*B*	23,400	17,300	23.5	14.5	760	8224789
	CA*F3642*6D*+TXV	A*VM970603BNA*	22,800	16,800	21.0	14.0	690	8224792
	CA*F3642*6D*+TXV	A*VC80604B*B*	22,800	16,800	21.0	14.0	690	8224787
	CA*F3743*6D*+TXV	A*VC960403BNA*	23,400	17,300	20.0	14.0	690	8224811
	CA*F3743*6D*+TXV	A*VC80805C*B*	23,600	17,400	24.5	15.0	760	8224806
	CA*F3743*6D*+TXV	A*VM970603BNA*	23,400	17,300	20.0	14.0	690	8224809
	CA*F3743*6D*+TXV	A*VC960603BNA*	23,400	17,300	20.0	14.0	690	8224804
	CA*F3743*6D*+TXV	A*VM970803BNA*	23,400	17,300	20.0	14.0	690	8224802
	CA*F3743*6D*+TXV	A*VC960803BNA*	23,400	17,300	20.0	14.0	690	8224800
	CHPF3636B6C*+MBVC1200**-1A*+TXV		22,400	16,500	20.0	13.5	690	8224812
	CHPF3636B6C*+TXV	A*VC80604B*B*	22,000	16,200	20.0	13.5	690	8224814
	CHPF3636B6C*+TXV	A*VC960803BNA*	22,800	16,800	20.0	13.5	690	8224823
	CHPF3636B6C*+TXV	A*VM970803BNA*	22,800	16,800	20.0	13.5	690	8224822
	CHPF3636B6C*+TXV	A*VM970603BNA*	22,800	16,800	21.0	13.5	690	8224818
	CHPF3636B6C*+TXV	A*VC960603BNA*	22,800	16,800	21.0	13.5	690	8224820
	CHPF3636B6C*+TXV	A*VC960403BNA*	22,800	16,800	21.0	13.5	690	8224816
	CHPF3642C6C*+MBVC1200**-1A*+TXV		22,400	16,500	21.0	13.5	690	8224826
	CHPF3642C6C*+TXV	A*VC80604B*B*	22,800	16,800	21.0	13.5	690	8224827
	CHPF3642C6C*+TXV	A*VM970603BNA*	22,800	16,800	21.0	13.5	690	8224832
	CHPF3642C6C*+TXV	A*VC960803BNA*	22,800	16,800	20.0	13.5	690	8224837
	CHPF3642C6C*+TXV	A*VC960403BNA*	22,800	16,800	21.0	13.5	690	8224830
	CHPF3642C6C*+TXV	A*VM970803BNA*	22,800	16,800	20.0	13.5	690	8224835
	CHPF3642C6C*+TXV	A*VC960603BNA*	22,800	16,800	21.0	13.5	690	8224833
	CHPF3743C6B*+TXV	A*VC80805C*B*	23,200	17,100	23.5	14.0	760	8224838
	CSCF3642N6D*+TXV	A*VM970803BNA*	22,600	16,700	20.0	13.5	690	8224851
	CSCF3642N6D*+TXV	A*VC960603BNA*	23,000	17,000	22.0	14.0	690	8224844
	CSCF3642N6D*+TXV	A*VM970603BNA*	23,000	17,000	22.0	14.0	690	8224846
	CSCF3642N6D*+TXV	A*VC80604B*B*	23,000	17,000	22.0	14.0	690	8224842
	CSCF3642N6D*+TXV	A*VC960803BNA*	22,600	16,700	20.0	13.5	690	8224850
	CSCF3642N6D*+TXV	A*VC960403BNA*	23,000	17,000	22.0	13.5	690	8224848
	CSCF3642N6D*+TXV	A*VC80805C*B*	23,400	17,300	23.5	14.5	760	8224840

See Notes on Page 28.

OUTDOOR UNIT	INDOOR UNITS		COOLING RATINGS				CFM	AHRI #
	COILS/AIR HANDLERS	FURNACES	TOTAL ¹	SENS. ¹	SEER ²	EER ³		
AVXC20 0361A*	CA*F3137*6A*+TXV	A*VC960603BNA*	33,200	25,400	19.0	12.4	1,100	8224855
	CA*F3137*6A*+TXV	A*VM970803BNA*	33,200	25,400	19.0	12.4	1,100	8224856
	CA*F3137*6A*+TXV	A*VC960403BNA*	33,200	25,400	19.0	12.3	1,100	8224853
	CA*F3137*6A*+TXV	A*VC960803BNA*	33,200	25,400	19.0	12.4	1,100	8224857
	CA*F3137*6A*+TXV	A*VM970603BNA*	33,200	25,400	19.0	12.4	1,100	8224854
	CA*F3636*6D*+MBVC1600**-1A*+TXV		33,600	25,600	19.0	12.5	1,170	8224858
	CA*F3636*6D*+TXV	A*VC80805C*B*	33,000	25,200	20.0	12.5	1,220	8224859
	CA*F3636*6D*+TXV	A*VC81005C*B*	33,000	25,200	20.0	12.5	1,170	8224860
	CA*F3642*6D*+MBVC1600**-1A*+TXV		33,800	25,800	20.0	13.0	1,170	8224861
	CA*F3642*6D*+TXV	A*VC960803BNA*	32,600	24,800	18.5	12.2	1,100	8224866
	CA*F3642*6D*+TXV	A*VM970803BNA*	32,600	24,800	18.5	12.2	1,100	8224867
	CA*F3642*6D*+TXV	A*VM970603BNA*	32,600	24,800	18.5	12.2	1,100	8224869
	CA*F3642*6D*+TXV	A*VM971005CNA*	33,600	25,600	20.0	12.2	1,100	8224871
	CA*F3642*6D*+TXV	A*VM971205DNA*	33,200	25,400	19.0	12.5	1,170	8224873
	CA*F3642*6D*+TXV	A*VC961205DNA*	33,200	25,400	19.0	12.5	1,170	8224874
	CA*F3642*6D*+TXV	A*VC960603BNA*	32,600	24,800	18.5	12.2	1,100	8224868
	CA*F3642*6D*+TXV	A*VC80805C*B*	33,200	25,400	20.0	12.5	1,220	8224863
	CA*F3642*6D*+TXV	A*VC961005CNA*	33,600	25,600	20.0	12.2	1,100	8224872
	CA*F3642*6D*+TXV	A*VM970804CNA*	33,400	25,400	20.0	12.2	1,100	8224864
	CA*F3642*6D*+TXV	A*VC960804CNA*	33,400	25,400	20.0	12.2	1,100	8224865
	CA*F3642*6D*+TXV	A*VC81005C*B*	33,200	25,400	20.0	12.5	1,170	8224862
	CA*F3642*6D*+TXV	A*VC960403BNA*	32,600	24,800	18.5	12.2	1,100	8224870
	CA*F3743*6D*+MBVC1600**-1A*+TXV		34,200	26,000	21.0	13.0	1,170	8224875
	CA*F3743*6D*+TXV	A*VC960603BNA*	33,000	25,200	19.0	12.3	1,100	8224881
	CA*F3743*6D*+TXV	A*VC80604B*B*	33,800	25,800	20.0	12.5	1,170	8224878
	CA*F3743*6D*+TXV	A*VC80805C*B*	34,000	26,000	21.0	13.0	1,220	8224876
	CA*F3743*6D*+TXV	A*VM970804CNA*	33,800	25,800	19.0	12.2	1,100	8224885
	CA*F3743*6D*+TXV	A*VM970803BNA*	33,000	25,200	18.5	12.3	1,100	8224882
	CA*F3743*6D*+TXV	A*VC81005C*B*	33,600	25,600	20.0	13.0	1,170	8224877
	CA*F3743*6D*+TXV	A*VC960803BNA*	33,000	25,200	18.5	12.3	1,100	8224883
	CA*F3743*6D*+TXV	A*VM970603BNA*	33,000	25,200	19.0	12.3	1,100	8224880
	CA*F3743*6D*+TXV	A*VC961205DNA*	33,800	25,800	19.0	13.0	1,170	8224886
	CA*F3743*6D*+TXV	A*VC960403BNA*	33,200	25,400	19.0	12.5	1,100	8224879
	CA*F3743*6D*+TXV	A*VC960804CNA*	33,800	25,800	19.0	12.2	1,100	8224884
	CA*F3743*6D*+TXV	A*VM971005CNA*	33,800	25,800	19.5	12.5	1,100	8224889
	CA*F3743*6D*+TXV	A*VM971205DNA*	33,800	25,800	19.0	13.0	1,170	8224887
	CA*F3743*6D*+TXV	A*VC961005CNA*	33,800	25,800	19.5	12.5	1,100	8224888
	CA*F4860*6D*+MBVC1600**-1A*+TXV		34,400	26,200	20.0	13.0	1,170	8224890
	CA*F4860*6D*+TXV	A*VC961005CNA*	34,000	26,000	19.0	13.0	1,100	8224902
	CA*F4860*6D*+TXV	A*VM970603BNA*	33,200	25,400	19.0	12.4	1,100	8224899
	CA*F4860*6D*+TXV	A*VC80604B*B*	34,000	26,000	20.0	12.5	1,170	8224891
	CA*F4860*6D*+TXV	A*VC960603BNA*	33,200	25,400	19.0	12.4	1,100	8224898
CA*F4860*6D*+TXV	A*VM971005CNA*	34,000	26,000	19.0	13.0	1,100	8224901	
CA*F4860*6D*+TXV	A*VC960803BNA*	33,200	25,400	18.5	12.4	1,100	8224896	
CA*F4860*6D*+TXV	A*VC80805C*B*	34,000	26,000	21.0	13.0	1,220	8224893	
CA*F4860*6D*+TXV	A*VM970804CNA*	34,000	26,000	19.0	12.8	1,100	8224894	

See Notes on Page 28.

OUTDOOR UNIT	INDOOR UNITS		COOLING RATINGS				CFM	AHRI #
	COILS/AIR HANDLERS	FURNACES	TOTAL ¹	SENS. ¹	SEER ²	EER ³		
AVXC20 0361A* (cont.)	CA*F4860*6D*+TXV	A*VC960804CNA*	34,000	26,000	19.0	12.8	1,100	8224895
	CA*F4860*6D*+TXV	A*VC81005C*B*	34,000	26,000	20.5	13.0	1,170	8224892
	CA*F4860*6D*+TXV	A*VC960403BNA*	33,400	25,400	19.0	12.5	1,100	8224900
	CA*F4860*6D*+TXV	A*VM970803BNA*	33,200	25,400	18.5	12.4	1,100	8224897
	CA*F4860*6D*+TXV	A*VM971205DNA*	34,000	26,000	19.0	13.0	1,170	8224903
	CA*F4860*6D*+TXV	A*VC961205DNA*	34,000	26,000	19.0	13.0	1,170	8224904
	CHPF3636B6C*+TXV	A*VC960803BNA*	32,600	24,800	18.0	12.3	1,100	8224911
	CHPF3636B6C*+TXV	A*VM970803BNA*	32,600	24,800	18.0	12.3	1,100	8224910
	CHPF3636B6C*+TXV	A*VC80604B*B*	33,600	25,600	20.0	12.5	1,170	8224913
	CHPF3636B6C*+TXV	A*VM971005CNA*	33,000	25,200	19.0	12.2	1,100	8224906
	CHPF3636B6C*+TXV	A*VC960603BNA*	32,800	25,000	19.0	12.3	1,100	8224909
	CHPF3636B6C*+TXV	A*VM970603BNA*	32,800	25,000	19.0	12.3	1,100	8224908
	CHPF3636B6C*+TXV	A*VM970804CNA*	32,800	25,000	19.0	12.8	1,100	8224912
	CHPF3636B6C*+TXV	A*VC960403BNA*	32,800	25,000	19.0	12.2	1,100	8224907
	CHPF3636B6C*+TXV	A*VM971205DNA*	33,000	25,200	19.0	12.5	1,170	8224905
	CHPF3642C6C*+MBVC1600**-1A*+TXV		33,800	25,800	20.5	13.0	1,170	8224914
	CHPF3642C6C*+TXV	A*VC961005CNA*	33,600	25,600	19.0	12.2	1,100	8224925
	CHPF3642C6C*+TXV	A*VC80805C*B*	33,000	25,200	20.0	12.5	1,220	8224915
	CHPF3642C6C*+TXV	A*VC960804CNA*	33,600	25,600	19.0	12.4	1,100	8224918
	CHPF3642C6C*+TXV	A*VM971005CNA*	33,600	25,600	19.0	12.2	1,100	8224924
	CHPF3642C6C*+TXV	A*VM971205DNA*	33,000	25,200	19.0	12.5	1,170	8224926
	CHPF3642C6C*+TXV	A*VM970803BNA*	32,600	24,800	18.0	12.3	1,100	8224920
	CHPF3642C6C*+TXV	A*VM970603BNA*	32,600	24,800	18.0	12.3	1,100	8224922
	CHPF3642C6C*+TXV	A*VC960603BNA*	32,600	24,800	18.0	12.3	1,100	8224921
	CHPF3642C6C*+TXV	A*VC960403BNA*	32,600	24,800	18.5	12.2	1,100	8224923
	CHPF3642C6C*+TXV	A*VM970804CNA*	33,600	25,600	19.0	12.4	1,100	8224917
	CHPF3642C6C*+TXV	A*VC81005C*B*	33,000	25,200	20.0	12.5	1,170	8224916
	CHPF3642C6C*+TXV	A*VC960803BNA*	32,600	24,800	18.0	12.3	1,100	8224919
	CHPF3743C6B*+TXV	A*VC961005CNA*	33,800	25,800	19.0	12.5	1,100	8224929
	CHPF3743C6B*+TXV	A*VM971205DNA*	34,000	26,000	19.0	12.5	1,170	8224927
	CHPF3743C6B*+TXV	A*VM970804CNA*	33,800	25,800	19.0	12.5	1,100	8224932
	CHPF3743C6B*+TXV	A*VM971005CNA*	33,800	25,800	19.0	12.5	1,100	8224930
	CHPF3743C6B*+TXV	A*VC960804CNA*	33,800	25,800	19.0	12.5	1,100	8224931
	CHPF3743C6B*+TXV	A*VC961205DNA*	34,000	26,000	19.0	12.5	1,170	8224928
	CHPF4860D6D*+MBVC1600**-1A*+TXV		34,000	26,000	20.5	13.0	1,170	8224933
	CHPF4860D6D*+TXV	A*VM970804CNA*	34,000	26,000	19.0	12.5	1,100	8224936
	CHPF4860D6D*+TXV	A*VC960804CNA*	34,000	26,000	19.0	12.5	1,100	8224937
	CHPF4860D6D*+TXV	A*VC81005C*B*	34,000	26,000	20.0	13.0	1,170	8224934
	CHPF4860D6D*+TXV	A*VC80805C*B*	34,000	26,000	20.0	13.0	1,220	8224935
	CHPF4860D6D*+TXV	A*VC961205DNA*	34,400	26,200	19.0	13.0	1,170	8224940
	CHPF4860D6D*+TXV	A*VM971005CNA*	34,000	26,000	19.0	12.5	1,100	8224938
	CHPF4860D6D*+TXV	A*VM971205DNA*	34,400	26,200	19.0	13.0	1,170	8224941
CHPF4860D6D*+TXV	A*VC961005CNA*	34,000	26,000	19.0	12.5	1,100	8224939	
CSCF3642N6D*+TXV	A*VM971205DNA*	33,600	25,600	18.5	12.5	1,170	8224942	
CSCF3642N6D*+TXV	A*VC961005CNA*	33,600	25,600	19.0	12.5	1,100	8224944	
CSCF3642N6D*+TXV	A*VC80805C*B*	33,600	25,600	20.0	12.5	1,220	8224953	
CSCF3642N6D*+TXV	A*VC960804CNA*	33,600	25,600	19.0	12.2	1,100	8224946	

See Notes on Page 28.

OUTDOOR UNIT	INDOOR UNITS		COOLING RATINGS				CFM	AHRI #
	COILS/AIR HANDLERS	FURNACES	TOTAL ¹	SENS. ¹	SEER ²	EER ³		
AVXC20 0361A* (cont.)	CSCF3642N6D*+TXV	A*VM970804CNA*	33,600	25,600	19.0	12.2	1,100	8224947
	CSCF3642N6D*+TXV	A*VM970803BNA*	32,600	24,800	18.0	12.2	1,100	8224948
	CSCF3642N6D*+TXV	A*VC80604B*B*	34,000	26,000	20.0	13.0	1,170	8224955
	CSCF3642N6D*+TXV	A*VC961205DNA*	33,600	25,600	18.5	12.5	1,170	8224943
	CSCF3642N6D*+TXV	A*VM971005CNA*	33,600	25,600	19.0	12.5	1,100	8224945
	CSCF3642N6D*+TXV	A*VC960803BNA*	32,600	24,800	18.0	12.2	1,100	8224949
	CSCF3642N6D*+TXV	A*VC81005C*B*	33,600	25,600	20.0	12.5	1,170	8224954
	CSCF3642N6D*+TXV	A*VM970603BNA*	33,400	25,400	19.0	12.2	1,100	8224951
	CSCF3642N6D*+TXV	A*VC960603BNA*	33,400	25,400	19.0	12.2	1,100	8224952
	CSCF3642N6D*+TXV	A*VC960403BNA*	33,400	25,400	19.0	12.2	1,100	8224950
	CSCF4860N6D*+TXV	A*VC961005CNA*	34,000	26,000	19.0	12.5	1,100	8224966
	CSCF4860N6D*+TXV	A*VM971005CNA*	34,000	26,000	19.0	12.5	1,100	8224965
	CSCF4860N6D*+TXV	A*VC961205DNA*	34,600	26,400	19.0	13.0	1,170	8224967
	CSCF4860N6D*+TXV	A*VM970804CNA*	34,000	26,000	19.0	12.5	1,100	8224963
	CSCF4860N6D*+TXV	A*VC80805C*B*	34,000	26,000	20.0	13.0	1,220	8224957
	CSCF4860N6D*+TXV	A*VC960603BNA*	33,000	25,200	18.5	12.2	1,100	8224958
	CSCF4860N6D*+TXV	A*VC960804CNA*	34,000	26,000	19.0	12.5	1,100	8224964
	CSCF4860N6D*+TXV	A*VC81005C*B*	34,000	26,000	20.0	12.7	1,170	8224956
	CSCF4860N6D*+TXV	A*VM971205DNA*	34,600	26,400	19.0	13.0	1,170	8224968
	CSCF4860N6D*+TXV	A*VM970803BNA*	33,000	25,200	18.5	12.2	1,100	8224962
CSCF4860N6D*+TXV	A*VM970603BNA*	33,000	25,200	18.5	12.2	1,100	8224959	
CSCF4860N6D*+TXV	A*VC960403BNA*	33,000	25,200	18.5	12.2	1,100	8224960	
CSCF4860N6D*+TXV	A*VC960803BNA*	33,000	25,200	18.5	12.2	1,100	8224961	
AVXC20 0481A*	CA*F4961*6D*+MBVC2000**-1A*+TXV		45,500	34,800	21.0	13.0	1,440	8224970
	CA*F4961*6D*+TXV	A*VC80805C*B*	45,000	34,400	20.5	12.5	1,440	8224971
	CA*F4961*6D*+TXV	A*VM971205DNA*	45,000	34,400	20.0	12.5	1,350	8224978
	CA*F4961*6D*+TXV	A*VC960804CNA*	45,000	34,400	20.0	12.4	1,350	8224974
	CA*F4961*6D*+TXV	A*VC961205DNA*	45,000	34,400	20.0	12.5	1,350	8224977
	CA*F4961*6D*+TXV	A*VC81005C*B*	45,000	34,400	20.5	12.5	1,440	8224972
	CA*F4961*6D*+TXV	A*VM971005CNA*	45,000	34,400	20.0	12.2	1,350	8224975
	CA*F4961*6D*+TXV	A*VM970804CNA*	45,000	34,400	20.0	12.4	1,350	8224973
	CA*F4961*6D*+TXV	A*VC961005CNA*	45,000	34,400	20.0	12.2	1,350	8224976
	CHPF4860D6D*+MBVC2000**-1A*+TXV		44,500	34,000	20.0	12.5	1,440	8224979
	CHPF4860D6D*+TXV	A*VM971005CNA*	43,500	33,200	19.0	12.2	1,350	8224984
	CHPF4860D6D*+TXV	A*VC80805C*B*	44,500	34,000	21.0	12.5	1,440	8224980
	CHPF4860D6D*+TXV	A*VM971205DNA*	44,000	33,600	19.0	12.2	1,350	8224981
	CHPF4860D6D*+TXV	A*VC961005CNA*	43,500	33,200	19.0	12.2	1,350	8224983
	CHPF4860D6D*+TXV	A*VM970804CNA*	43,500	33,200	19.0	12.2	1,350	8224986
	CHPF4860D6D*+TXV	A*VC960804CNA*	43,500	33,200	19.0	12.2	1,350	8224985
	CHPF4860D6D*+TXV	A*VC961205DNA*	44,000	33,600	19.0	12.2	1,350	8224982
	CSCF4860N6D*+TXV	A*VM971205DNA*	44,500	34,000	19.5	12.2	1,350	8224992
	CSCF4860N6D*+TXV	A*VC961005CNA*	44,000	33,600	19.5	12.2	1,350	8224990
	CSCF4860N6D*+TXV	A*VM970804CNA*	44,000	33,600	19.5	12.2	1,350	8224987
CSCF4860N6D*+TXV	A*VC960804CNA*	44,000	33,600	19.5	12.2	1,350	8224988	
CSCF4860N6D*+TXV	A*VC961205DNA*	44,500	34,000	19.5	12.2	1,350	8224991	
CSCF4860N6D*+TXV	A*VM971005CNA*	44,000	33,600	19.5	12.2	1,350	8224989	

See Notes on Page 28.

OUTDOOR UNIT	INDOOR UNITS		COOLING RATINGS				CFM	AHRI #
	COILS/AIR HANDLERS	FURNACES	TOTAL ¹	SENS. ¹	SEER ²	EER ³		
AVXC20 0601A*	CA*F4961*6D*+MBVC2000**-1A*+TXV		53,000	39,500	20.0	13.0	1,640	8224994
	CA*F4961*6D*+TXV	A*VC80805C*B*	52,500	39,000	19.5	12.5	1,640	8224995
	CA*F4961*6D*+TXV	A*VC81005C*B*	52,500	39,000	19.5	12.5	1,640	8224996
	CA*F4961*6D*+TXV	A*VM971005CNA*	52,500	39,000	19.0	12.2	1,590	8224998
	CA*F4961*6D*+TXV	A*VM971205DNA*	52,500	39,000	19.0	12.2	1,640	8224999
	CA*F4961*6D*+TXV	A*VC961205DNA*	52,500	39,000	19.0	12.2	1,640	8225000
	CA*F4961*6D*+TXV	A*VC961005CNA*	52,500	39,000	19.0	12.2	1,590	8224997
	CHPF4860D6D*+MBVC2000**-1A*+TXV		52,000	38,500	19.0	12.5	1,640	8225001
	CHPF4860D6D*+TXV	A*VM971005CNA*	51,000	38,000	19.0	12.0	1,590	8225006
	CHPF4860D6D*+TXV	A*VC961005CNA*	51,000	38,000	19.0	12.0	1,590	8225007
	CHPF4860D6D*+TXV	A*VC80805C*B*	51,000	38,000	19.0	12.0	1,640	8225003
	CHPF4860D6D*+TXV	A*VC961205DNA*	51,000	38,000	19.0	12.0	1,640	8225004
	CHPF4860D6D*+TXV	A*VM971205DNA*	51,000	38,000	19.0	12.0	1,640	8225005
	CHPF4860D6D*+TXV	A*VC81005C*B*	51,000	38,000	19.0	12.0	1,640	8225002
	CSCF4860N6D*+TXV	A*VC961005CNA*	51,500	38,500	19.0	12.0	1,590	8225008
	CSCF4860N6D*+TXV	A*VM971205DNA*	51,500	38,500	19.0	12.0	1,640	8225010
	CSCF4860N6D*+TXV	A*VC81005C*B*	52,000	38,500	19.0	12.0	1,640	8225013
	CSCF4860N6D*+TXV	A*VC80805C*B*	52,000	38,500	19.0	12.0	1,640	8225012
	CSCF4860N6D*+TXV	A*VC961205DNA*	51,500	38,500	19.0	12.0	1,640	8225011
	CSCF4860N6D*+TXV	A*VM971005CNA*	51,500	38,500	19.0	12.0	1,590	8225009

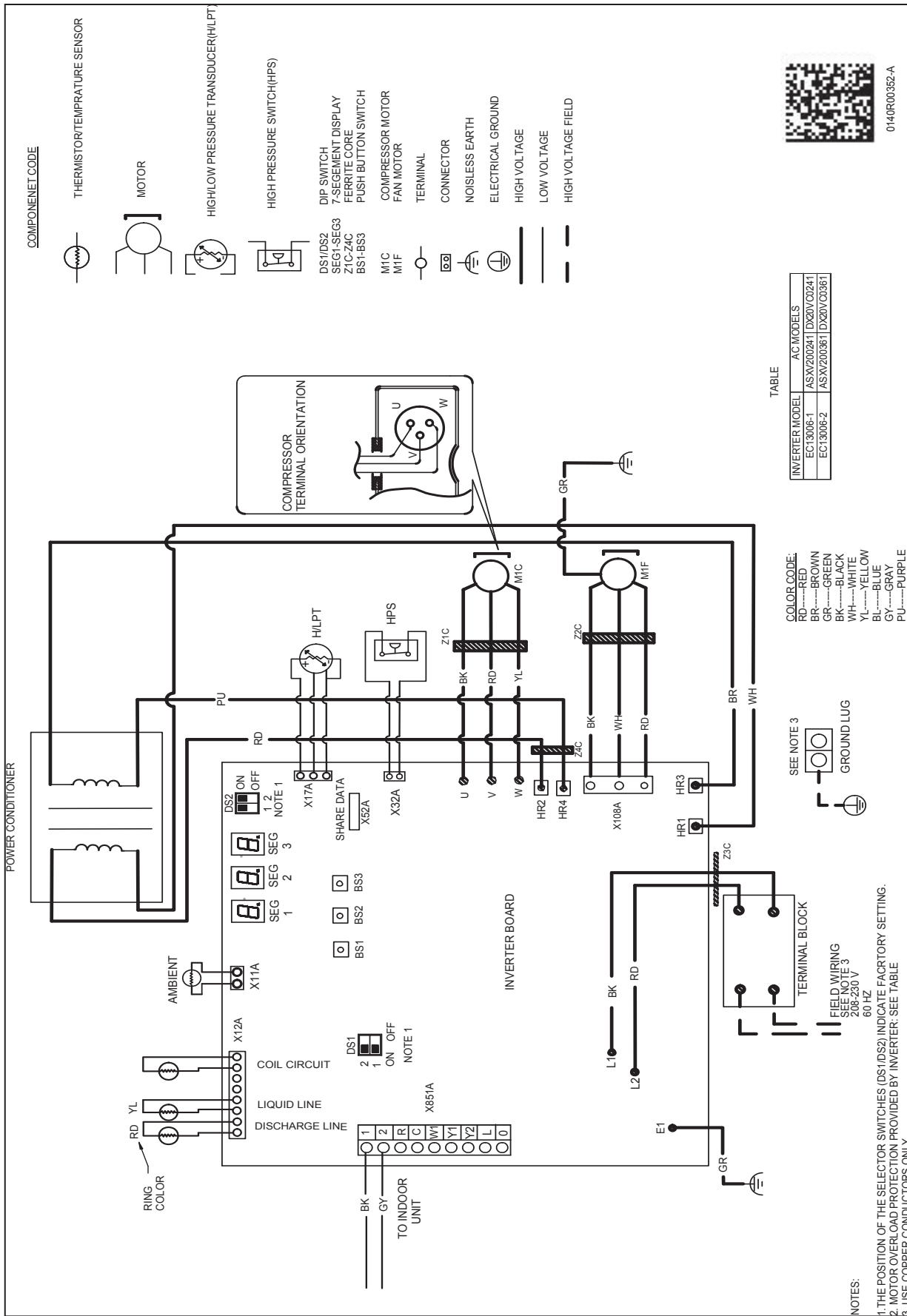
¹ BTU/h

² Seasonal Energy Efficiency Ratio; Certified per AHRI 210/240 @ 80°F/ 67°F/ 95°F

³ Energy Efficiency Ratio @ 80°F/ 67°F/ 95°F

NOTES

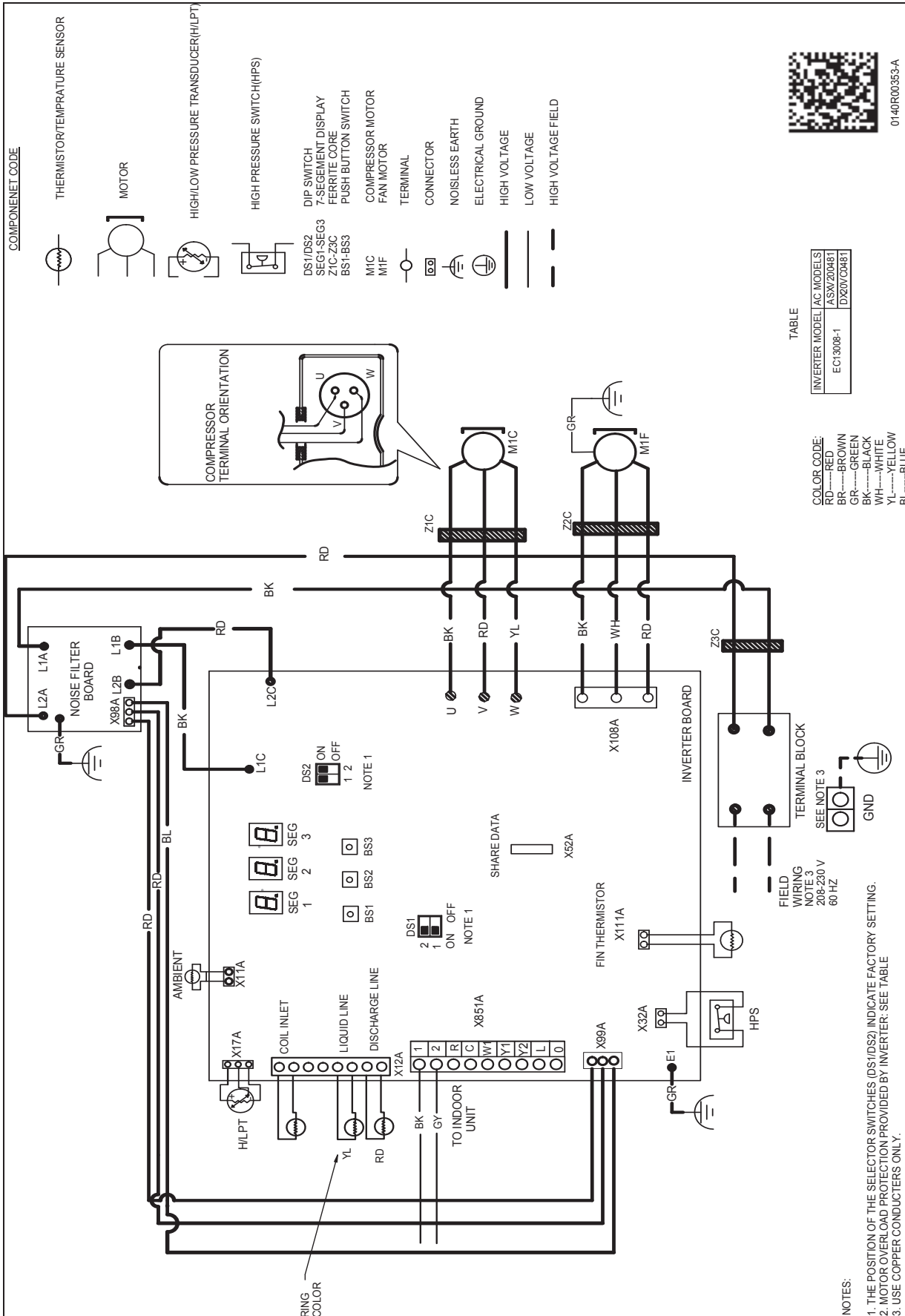
- Always check the S&R plate for electrical data on the unit being installed.
- When matching the outdoor unit to the indoor unit, use the piston supplied with the outdoor unit or that specified on the piston kit chart supplied with the indoor unit.
- EEP - Order from Service Dept. Part No. B13707-38 or new Solid State Board B13707-35S. Part No. B13707-38 is not interchangeable with B13707-35S. The Amana brand gas furnace contains the EEP cooling time delay.



High Voltage: Disconnect all power before servicing or installing this unit. Multiple power sources may be present. Failure to do so may cause property damage, personal injury, or death.



Wiring is subject to change. Always refer to the wiring diagram or the unit for the most up-to-date wiring.



0140R00353-A

WARNING

High Voltage: Disconnect all power before servicing or installing this unit. Multiple power sources may be present. Failure to do so may cause property damage, personal injury, or death.

Wiring is subject to change. Always refer to the wiring diagram or the unit for the most up-to-date wiring.

DIMENSIONS

ECN	REV	ZONE	DESCRIPTION	CHK	CR	DATE
XXXXXXX	A	XXXXX	INITIAL RELEASE	-	CL	11-20-08

MODEL	DIMENSIONS		
	W"	D"	H"
AVXC200241A*	35½	35½	38¾
AVXC200361A*	35½	35½	38¾
AVXC200481A*	35½	35½	41¾
AVXC200601A*	35½	35½	41¾

THE GOODMAN MANUFACTURING COMPANY, L.P.

DRAWING TO BE INTERPRETED IN ACCORDANCE WITH ARI 400-001
ENGINEERING ARE IN INCHES
UNLESS OTHERWISE NOTED

<small>UNDESIGNED APPROVED BY</small>	<small>DESIGNED BY</small>	<small>ENGR.</small>	<small>DO NOT SCALE DRAWING</small>
<small>DATE: 11-20-08</small>	<small>CHKD BY: PAMELA A. CYRILSKI</small>	<small>DATE: 11-20-08</small>	<small>SHFT: 1 P.M.</small>
<small>REV</small>	<small>REV</small>	<small>REV</small>	<small>REV</small>

SPECIAL CHARACTERISTICS:
 Ⓢ = 6SIGMA ⬠ = CRITICAL CHARACTERISTIC ⬠ = SIGNIFICANT CHARACTERISTIC

COMPONENTS AND MATERIALS SPECIFIED HEREIN WILL ALSO CONFORM TO THE APPLICABLE SECTION OF GOODMAN MSP 624 01 WORKMANSHIP STANDARD FOR FIT, FEEL, AND FINISH

CONFIDENTIAL PROPERTY OF THE GOODMAN MANUFACTURING COMPANY, L.P. NOT TO BE DISCLOSED TO OTHERS, COPIED, OR USED FOR ANY PURPOSE EXCEPT AS AUTHORIZED IN WRITING. MUST BE RETURNED UPON DEMAND ON COMPLETION OF ORDER OR OTHER PURPOSE FOR WHICH IT WAS LENT.

ACCESSORIES

MODEL	DESCRIPTION	AVXC20 024**	AVXC20 036**	AVXC20 048**	AVXC20 060**
ABK-20	Anchor Bracket Kit [⊠]	X	X	X	X
TXV-V24	TXV Kit	X			
TXV-V36	TXV Kit		X		
TXV-V48	TXV Kit			X	
TXV-V60	TXV Kit				X

⊠ Contains 20 brackets; four brackets needed to anchor unit to pad