



Fire Barrier CP 25WB+ Caulk

Product Data



FILL VOID OR CAVITY MATERIALS
CLASSIFIED BY UNDERWRITERS
LABORATORIES, INC.® FOR USE IN
THROUGH-PENETRATION
FIRESTOP SYSTEMS.
SEE CURRENT UL FIRE
RESISTANCE DIRECTORY
50L6, 90G9

1. Product Description

3M™ Fire Barrier CP 25WB+ Caulk is a premium elastomeric latex caulk designed for use as a one-part fire, smoke, noxious gas and water sealant. In addition, the unique intumescent property of this material (expands when heated) means that as cable or pipe insulation is consumed by fire, CP 25WB+ Caulk expands to maintain the penetration seal.

CP 25WB+ Caulk features superior adhesion strength, caulk rate and no-sag application with expanded UL Classified fire protection systems plus a halogen-free formula.

3M Fire Barrier CP 25WB+ Caulk can be installed with a standard caulking gun, pneumatic pumping equipment or it can be easily applied with a putty knife or trowel. CP 25WB+ Caulk will bond to concrete, metals, wood, plastic and cable jacketing. No mixing is required.

CP 25WB+ Caulk Features

- Water Base: Easy clean up, no special handling, routine disposal.
- Intumescent: Expands when heated to seal around items consumed by fire.
- Endothermic: Absorbs heat energy, releases chemically bound water.
- Thixotropic: Will not sag or run in overhead or vertical applications.
- Halogen-free.
- Fast dry: Tack-free in approximately 10-15 minutes.
- Paintable. (Best results obtained after 72 hour cure.)
- Minimal shrinkage.

- Brown color.
- Water seal: Seals against inadvertant water spills in the unexpanded state.
- High caulk rate: 1000 g/min. with in. nozzle.
- Point contact allowed.
- Continuous Operating Temperature not to exceed 120°F (48°C).

2. Applications

Use to seal construction openings, blank openings and penetrating items against the passage of flame, noxious gas, smoke and water. Restores fire rated construction to original integrity. Also for use with 3M Brand Fire Barrier Penetrating Sealing Systems 7902 and 7904, FS195+ Wrap/Strip and CS-195+ Composite Sheet.

3. Physical Properties

A. Volume Fill Guide for Core Drilled Holes

Application guide for filling holes with CP 25WB+ Caulk					
Metallic Pipe Size	Actual Pipe O.D.	Common Hole or Sleeve I.D.	Volume of Caulk Req'd 1/2 in Depth (in ³)	Cartridges of Caulk	Gallons of Caulk
1 in.(35,4 mm)	1.32 in.(33,5 mm)	2 in.(50,8 mm)	0.89	.05	.004
2 in.(50,8 mm)	2.38 in.(60,4 mm)	3 in.(76,2 mm)	1.31	.07	.006
3 in.(76,2 mm)	3.50 in.(88,9 mm)	4 in.(101,6 mm)	1.47	.08	.007
4 in.(101,6 mm)	4.50 in.(114,3 mm)	5 in.(127,0 mm)	1.87	.10	.009
5 in.(127,0 mm)	5.56 in.(141,2 mm)	6 in.(152,4 mm)	2.00	.11	.009
6 in.(152,4 mm)	6.63 in.(168,4 mm)	8 in.(203,2 mm)	7.87	.41	.04
8 in.(203,2 mm)	8.63 in.(219,2 mm)	10 in.(254,0 mm)	10.02	.53	.05
10 in.(254,0 mm)	10.75 in.(273,0 mm)	12 in.(304,8 mm)	11.16	.59	.05
12 in.(304,8 mm)	12.75 in.(323,8 mm)	14 in.(355,6 mm)	13.05	.69	.06

Notes:

1. Final caulk requirements may vary if criteria is different than stated in the application guide.
2. When the maximum annular space is 1-1/4 in. (31,8 mm) or less, a 1/2 in. (12,7 mm) minimum depth of CP 25WB+ Caulk is required.
3. When the maximum annular space is larger than 1 in. (25,4 mm) or the pipe O.D is greater than 12 in. (304,8 mm), a 1 in. (25,4 mm) minimum depth of CP 25WB+ Caulk is required.
4. Damming materials, such as fiberglass, mineral wood or backer rod, may be used to support the CP 25WB+ Caulk.

4. Specifications

Product

The firestopping caulk shall be a one-part, intumescent, latex elastomer. The caulk shall be capable of expanding a minimum of 3 times at 1000°F. The material shall be thixotropic and be applicable to overhead, vertical and horizontal firestops. The caulk shall be listed by independent test agencies such as UL or FM and be tested to, and pass the criteria of, ASTM E 814 Fire Test, tested under positive pressure. It shall comply with the requirements of the NEC (NFPA-70), BOCA, ICBO, SBCCI and NFPA Code #101.

Typically Specified Divisions

Division 7 07270	Thermal and Moisture Protection Firestopping
Division 13 13900	Special Construction Fire Suppression and Supervisory Systems
Division 15 15250 15300	Mechanical Mechanical Insulation Fire Protection
Division 16 16050	Electrical Basic Electrical Materials and Methods

5. Performance

A. Typical Physical Properties

	<u>Unit</u>	<u>Value</u>
Tack Free Time (ASTM C679-87)	Minutes at 72° F (22°C)	10-15
Expansion at 662°F (350°C)	X	2.0-3.0
Color	—	Reddish Brown
Density	Lb./gal. (Kg/l)	11.25 (1,35)
Adhesion Application	All construction substrates Methods	Very Good Caulk guns, trowel, spatula pressurized pumps
Durometer (hardness)	Shore A	74
ASTM E 84		
Flame Spread	—	5
Smoke Development	—	0
Solids	Percent (%) by weight	79
VOC	Percent (%) by weight	0
Odor	—	Pleasant, non-irritating
Flow Rate	Grams/min.	1000
1/4 in. (6,35 mm) nozzle at 50 psi		
Boeing Flow (Sag Characteristics)	Inches	0

B. Firestopping Properties

Meets the criteria of ASTM E 814 Fire Test, tested under positive pressure. Consult current UL Fire Resistance Directory for systems listed under 3M Product CP 25WB+ Caulk.

C. Firestopping Code Requirements

ICBO Uniform Building Code (1997 Edition)	SBCCI Standard Building Code (1997 Edition)	BOCA Basic/National Building Code (1996 Edition)		NFPA Life Safety Code 101 (1997 Edition)
702 DEFINITIONS	104.2.4 PLANS MUST SHOW HOW INTEGRITY IS MAINTAINED FOR ASSEMBLIES PENETRATED	702.0 REVISED AND EXPANDED DEFINITIONS FOR PENETRATIONS AND JOINTS	709.6 PENETRATIONS - REFER TO 714	6-2.3.2.4 PENETRATIONS AND MISC. OPENINGS & FIRE BARRIERS
706 CONSTRUCTION JOINTS	202 DEFINITIONS	703.1 CONSTRUCTION DOCUMENTS SHALL INDICATE DETAILS AND MATERIALS FOR PROVIDING RATINGS AT JOINTS AND PENETRATIONS	709.7 JOINTS	6.2.4.2, EXCEPTION 5 OPENINGS (EXPANSION OR SEISMIC JOINTS) IN FLOORS
708 WOOD FRAME CONSTRUCTION FIREBLOCKING	705.3 WOOD FRAME CONSTRUCTION FIREBLOCKING	703.1.1 PENETRATIONS AND JOINTS SHALL NOT BE CONCEALED FROM VIEW BEFORE INSPECTION	711.0 FIRE PARTITIONS	APPENDIX A-6-2.4.2
709 WALL & PARTITION PENETRATION PROTECTION	705.3.1.5 CURTAIN WALL GAP	703.2 BUILDINGS FOR MORE THAN TWO STORIES SHALL INDICATE ALL PENETRATIONS	711.6 PENETRATIONS - REFERS TO 714	6-3.6.1 PENETRATIONS AND MISC. OPENINGS IN FLOORS AND SMOKE BARRIERS
709.3.2.2 CURTAIN WALL GAP	705.4 (GENERAL) PENETRATIONS OF FIRE RATED ASSEMBLIES	704.1.1 SUFFICIENT DATA SHALL BE AVAILABLE TO JUSTIFY UNTESTED MATERIALS USED FOR RESTORATION OF FIRE RATINGS	711.7 JOINTS - REFER TO 709.7	NFPA #221
710 FLOOR/CEILING OR ROOF/CEILING PENETRATION PROTECTION	705.5 (WALLS)	707.0 FIRE WALLS AND PARTY WALLS	713.0 FLOOR/CEILING AND ROOF/CEILING ASSEMBLIES	FIRE WALLS AND BARRIERS
711.3 SHAFT ALTERNATIVE	705.6 (FLOORS)	707.10 PENETRATIONS - REFERS TO 714	713.2 CURTAIN WALL GAP	NFPA Code 70 NEC National Electric Code
714 THROUGH-PENETRATION FIRESTOPS F&T REQUIREMENTS	705.7 FIRE RESISTANT JOINT SYSTEMS	707.8 JOINTS - REFERS TO 709.7	713.4 PENETRATIONS - REFERS TO 714	300-21 FIRESTOPPING
UBC STANDARD 7-1 EQUIVALENT TO ASTM E 119		709.0 FIRE SEPARATION ASSEMBLIES	713.5 JOINTS - REFERS TO 709.7	CABO One and Two Family Dwelling Code (1995 Edition)
UBC STANDARD 7-5 EQUIVALENT TO ASTM E 814			714.0 PENETRATIONS - ALL REQUIREMENTS (GENERAL)	602.7 FIRESTOPPING (FIREBLOCKING IN OTHER MODEL CODES)
			714.1 THROUGH 714.1.6.2 WALL ASSEMBLIES	
			714.2 THROUGH 714.2.6.5 FLOOR/CEILING AND ROOF/CEILING ASSEMBLIES	
			714.3 THROUGH 714.3.2 NONRATED ASSEMBLIES	
			721.0 FIREBLOCKING AND DRAFTSTOPPING	

6. Installation Techniques

Shown are examples of approved applications of CP 25WB+ Caulk. Additional drawings and details are available through your Authorized 3M Fire Protection Products Distributor.

Installation Notes:

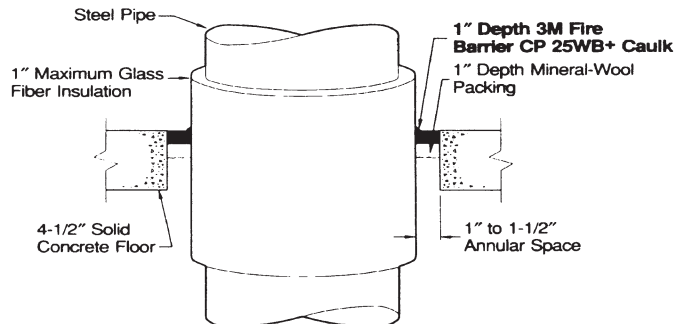
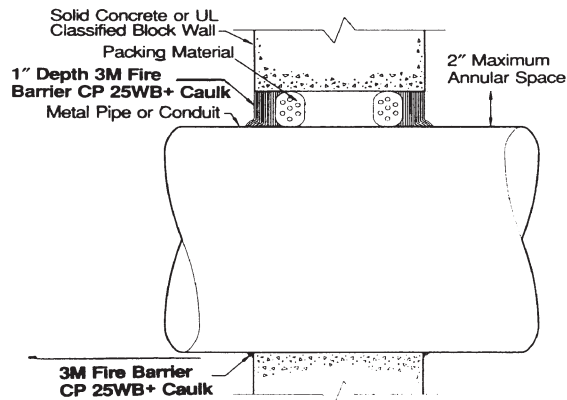
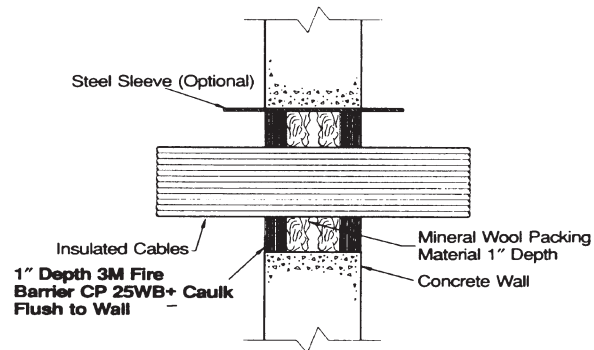
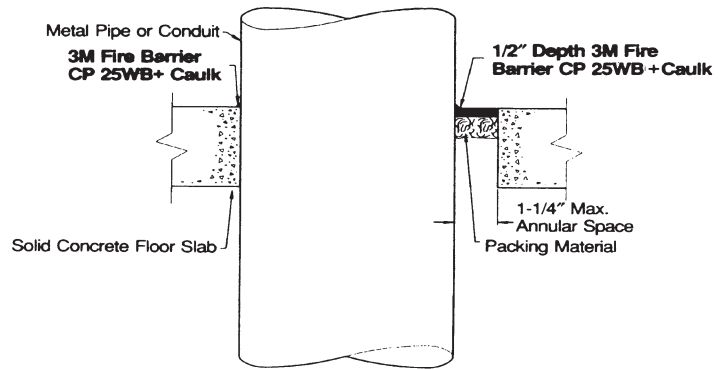
1. Metal Pipe/Conduit applications through nominal 12 in. (304,8 mm) outside diameter.
 - Installed depth of CP 25WB+ Caulk depends on annular space.
 - When the annular space is less and 1-1/4 in. (31,8 mm), a 1/2 in. (12,7 mm) minimum depth of CP 25WB+ Caulk is required.
 - When the annular space is greater than 1-1/4 in. (31,8 mm), a 1 in. (25,4 mm) minimum depth of CP 25WB+ Caulk is required.
 - Common building materials, such as backer rod may be used for metal pipe applications.

2. Metal Pipe applications larger than nominal 12 in. (304,8 mm) outside diameter.
 - All cases require a 1 in. (25,4mm) minimum depth of CP 25WB+ Caulk.

3. Insulated Cable Applications.
 - All cases require a 1 in. (25,4mm) minimum depth of CP 25WB+ Caulk.
 - All cases require mineral wool (safing) for packing.

4. Fiberglass Insulated Pipe Applications.
 - 1 in. (25,4 mm) of fiberglass insulation on up to a nominal 12 in. (304,8 mm) of metal pipe may be firestopped with a 1 in. (25,4 mm) depth of CP 25WB+ Caulk.
 - 1 in. (25,4 mm) depth of mineral wool packing required.

Typical Penetration Firestops For Metal Pipe/Conduit and Insulated Cable Through Fire Rated Construction



7. Maintenance

The CP 25WB+ Caulk is stable under normal storage conditions and has a one year shelf life. Normal stock and stock rotation are recommended.

Store between 33°F (1°C)-90°F (27°C) for maximum shelf life. Keep from freezing.

8. Availability

3M Brand Fire Barrier CP 25WB+ Caulk is available from Authorized 3M Fire Protectin Products Distributors. It is available in Standad 10.5 fl. oz. cartridge, 20 oz. sausage, 27.0 oz. cartridge, 2 gallon pail and 5 gallon pail.

Warranty and Limited Remedy. This product will be free from defects in material and manufacture for a period of ninety (90) days from date of purchase. **3M MAKES NO OTHER WARRANTIES INCLUDING, BUT NOT LIMITED TO, ANY IMPLIED WARRANTY OF MERCHANTABILITY OR FITNESS FOR A PARTICULAR PURPOSE.** User is responsible for determining whether the 3M product is fit for a particular purpose and suitable for user's method of application. If this 3M product is proved to be defective within the warranty period stated above, your exclusive remedy and 3M's sole obligation shall be, at 3M's option, to replace or repair the 3M product or refund the purchase price of the 3M product.

Limitation of Liability. Except where prohibited by law, 3M will not be liable for any loss or damages arising from the use of this 3M product, whether direct, indirect, special, incidental or consequential, regardless of the legal theory asserted, including warranty, contract, negligence or strict liability.



Specified Construction Products Department
3M Center, Building 225-4S-08
St. Paul, MN 55144-1000
800 328 1687



Recycled paper
40% pre-consumer
10% post-consumer

Litho in U.S.A.
© 3M 2000

MCS 223
98-0400-2214-1