

# Ultra-Aire™ 98H Ventilating Dehumidifier


The **Ultra-Aire 98H** is the most energy efficient whole house ventilating dehumidifier in the 90 - 100 pint category. The unit can remove up to 98 pints of water per day with an AMP draw of only 5.9 and an energy factor of 2.95 L/kWh.

The Ultra-Aire 98H is designed to deliver exceptional indoor air quality by providing dedicated moisture control, fresh air mechanical ventilation and superior air filtration (MERV 11) to the entire home. The unit will dehumidify areas up to 2,300 square feet and features an extremely well-insulated, compact horizontal cabinet (optional vertical discharge) for the ultimate in quiet operation.



## ULTRA-AIRE 98H SPECIFICATIONS

<b>Part Number:</b>	4034240		
<b>Blower:</b>	320 CFM @ 0.0" WG 297 CFM @ 0.2" WG 215 CFM @ 0.4" WG		
<b>Power:</b>	670 Watts @ 80°F and 60% RH		
<b>Supply Voltage:</b>	115 VAC – 1phase – 60 Hz		
<b>Current Draw:</b>	5.9 Amps		
<b>Transformer Protection:</b>	Push Button Reset (located near power cord)		
<b>Energy Factor:</b>	2.95 L/kWh		
<b>Operating Range:</b>	49°F Min, 95°F Max (Inlet Air Temperature) 34°F Min, 135°F Max (Outside Cabinet)		
<b>Sized for:</b>	Up to 2,300 Sq. Ft. - Typical		
<b>Minimum Performance at 80°F and 60% RH</b>			
Water Removal:	98 pints/day		
Efficiency:	6.1 Pints/kWh		
<b>Duct Connections:</b>	6" Round Inlet; 10" Round Inlet; 10" Round Outlet		
<b>Air Filter:</b>	MERV-11, Mini Pleat		
Efficiency:	65% ASHRAE Dust Spot		
Size:	14" x 17.5" x 1.75"		
<b>Optional Air Filter:</b>	MERV-14, Embossed Pleat (will need filter housing)		
Efficiency:	95% ASHRAE Dust Spot		
Size:	20" x 24" x 4"		
<b>Power Cord:</b>	9', 115 VAC, Ground		
<b>Internal Insulated Cabinet:</b>	Yes		
<b>Drain Connection:</b>	3/4" Threaded Female NPT		
<b>Refrigerant Type:</b>	R410A (Refer to manufacturers label for more information)		
Refrigerant Amount:	1.7 lbs.		
<b>Dimensions:</b>	Unit With Collars	Unit Without Collars	Shipping
Width:	14 1/2"	14 1/2"	23"
Height:	19 1/2"	19 1/2"	30"
Length:	32 3/8"	26"	40"
Weight:	81 lbs.	80 lbs.	95 lbs.



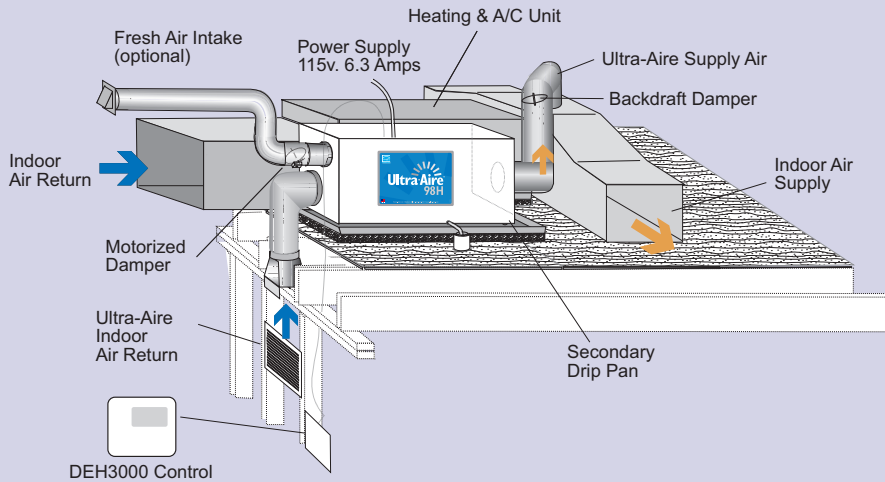
**The Best in the Industry!**

OPTIONAL ACCESSORIES	
4028539	DEH 3000 Control
4028407	DEH 3000R Control (with remote)
4035319	MERV 11 Filter (14"x17.5"x1.75")
4035131	MERV 11 Filters 4-Pack
4035132	MERV 11 Filters 12-Pack
4033038	Pump Kit
4036695	Hang Kit
4025287	MERV 14 Filter Housing
4024370	MERV 14 Filter (20"x24"x4")
4029087	MERV 14 Filters 3-Pack
4023672	6" Motorized Damper
4026859	6" Flex Duct 25'
4020128	6" Flex Insulated Duct 25'
4020656	6" Inlet Hood
4024375	10" Gravity Damper
4026969	10" Flex Duct 25'
4022126	10" Flex Insulated Duct 25'



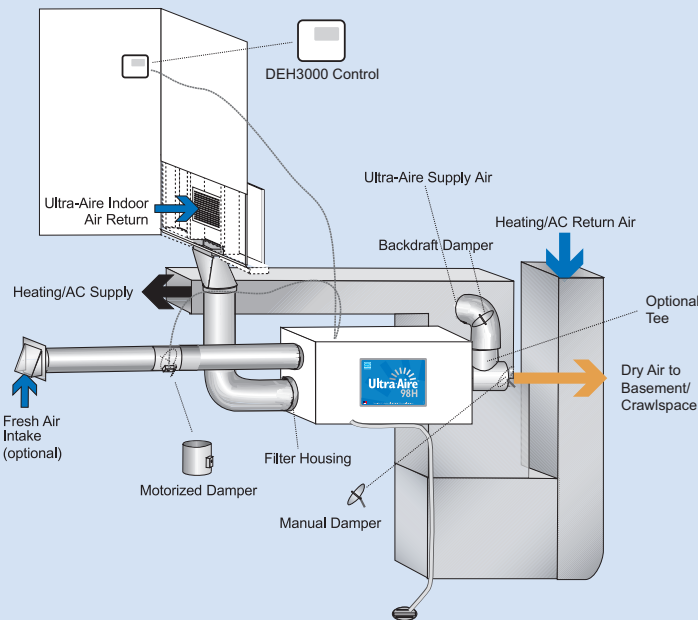
# Ultra-Aire™ 98H Installation Options

## ULTRA-AIRE 98H ATTIC INSTALLATION



1. The indoor air return should come from an open area on the first floor or main level of the home / building.
2. The Ultra-Aire supply can be ducted into the forced air system past the air conditioning coil. The duct connection should be perpendicular to the air flow. You may also run an independent supply directly from the dehumidifier into a large open room. Depending on the application, multiple returns and or supplies may be needed.
3. The optional six inch fresh air intake should be located at least six feet away from any exhaust ports, such as, dryer, range hood, or combustion device exhaust. Intake location should be consistent with local codes.
4. A section of flex duct or vibration absorbing duct should be located between the connections of the Ultra-Aire ductwork and the forced air system ductwork. (When ducting into the forced air systems)
5. A back draft damper should be installed when ducting into the forced air system. This prevents counter-flow of the A/C supply air through the UA 98H. A back draft damper is not needed when ducted independently.
6. If placed over a finished area, a secondary drip pan is recommended

## ULTRA-AIRE 98H BASEMENT OR CRAWLSPACE INSTALLATION



1. Indoor air return should come from an open area of the first or second floor.
2. The Ultra-Aire supply should be ducted into the forced air system supply beyond the air conditioning coil. The duct connection should be perpendicular to the air flow.
3. An optional ten inch tee fitting with an adjustable blade damper on the straight run may be attached at the Ultra-Aire supply. This allows for increased air flow to the basement/crawlspace during the summer months.
4. The optional six inch fresh air intake should be located at least six feet away from any exhaust ports, such as, dryer, range hood, or combustion device exhaust. Intake location must be consistent with local codes.
5. A section of flex duct or vibration absorbing duct should be located between the connections of the Ultra-Aire ductwork and the forced air system ductwork.
6. The backdraft damper prevents counter-flow of the A/C supply air through the Ultra-Aire 98H.

**Please Note:** Therma-Stor does not recommend drawing air from the return ducting system and discharging into the supply, because it could reduce the capacity and may cause potential counterflow through the unit. Preferred installation is to draw air from a separate intake duct located in the central part of the home. Duct the outlet air into the supply duct for distribution throughout the home. A backdraft damper prevents air from the supply duct from being pushed backward through the Ultra-Aire 98H when central (A/C) fan is on and the Ultra-Aire fan is off.